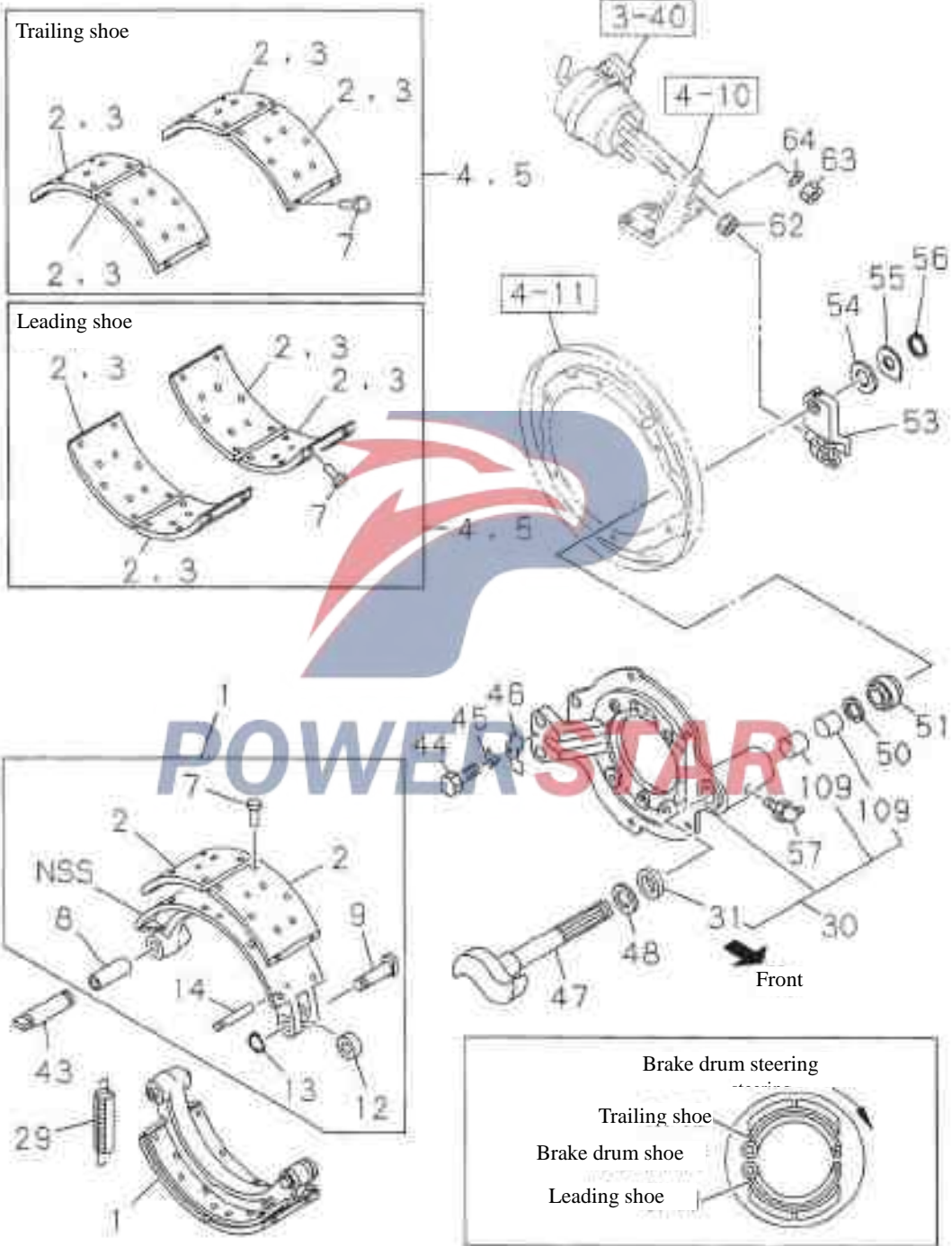


Front brake


3-01

Figure No.



3-01		Front brake				
Figure No.		Recommended specifications / part name				
SN	Isuzu figure No.	QingLing figure No.	Let/Right	Qty.	Model used/Apply to/Precautions	
					A	B
					A	Short-wheel base chassis
					B	Center-wheel base chassis
1	- A - Front brake tire assembly					
	1-47120-711-0		L	01	AB	Leading shoe
	1-47120-712-0		L	01	AB	Trailing shoe
	1-47120-709-0		Ri	01	AB	Leading shoe
	1-47120-710-0		Ri	01	AB	Trailing shoe
2	--- Plate-friction- Standard front brake shoes					
	1-47125-793-0			04	AB	Leading shoe
	1-47125-795-0			04	AB	Trailing shoe
3	--- Plate-friction- Non-standard front brake shoes					
	1-47125-794-0			04	AB	Leading shoe
	1-47125-796-0			04	AB	Trailing shoe
4	- A - Plate-friction assembly- Standard front brake shoes					
	1-88310-497-0			01	AB	Leading shoe
	1-88310-499-0			01	AB	Trailing shoe
5	--- Plate-friction assembly-Non-standard front brake shoes					
	1-88310-498-0			01	AB	Leading shoe
	1-88310-500-0			01	AB	Trailing shoe
7	--- Rivet - Front brake shoe friction plate					
	1-09732-034-0			80	AB	Length=18.5
8	--- Bushing - brake shoes					
	1-47112-011-0			04	AB	
9	--- Pin - Brake shoe support					
	1-09744-060-0			04	AB	

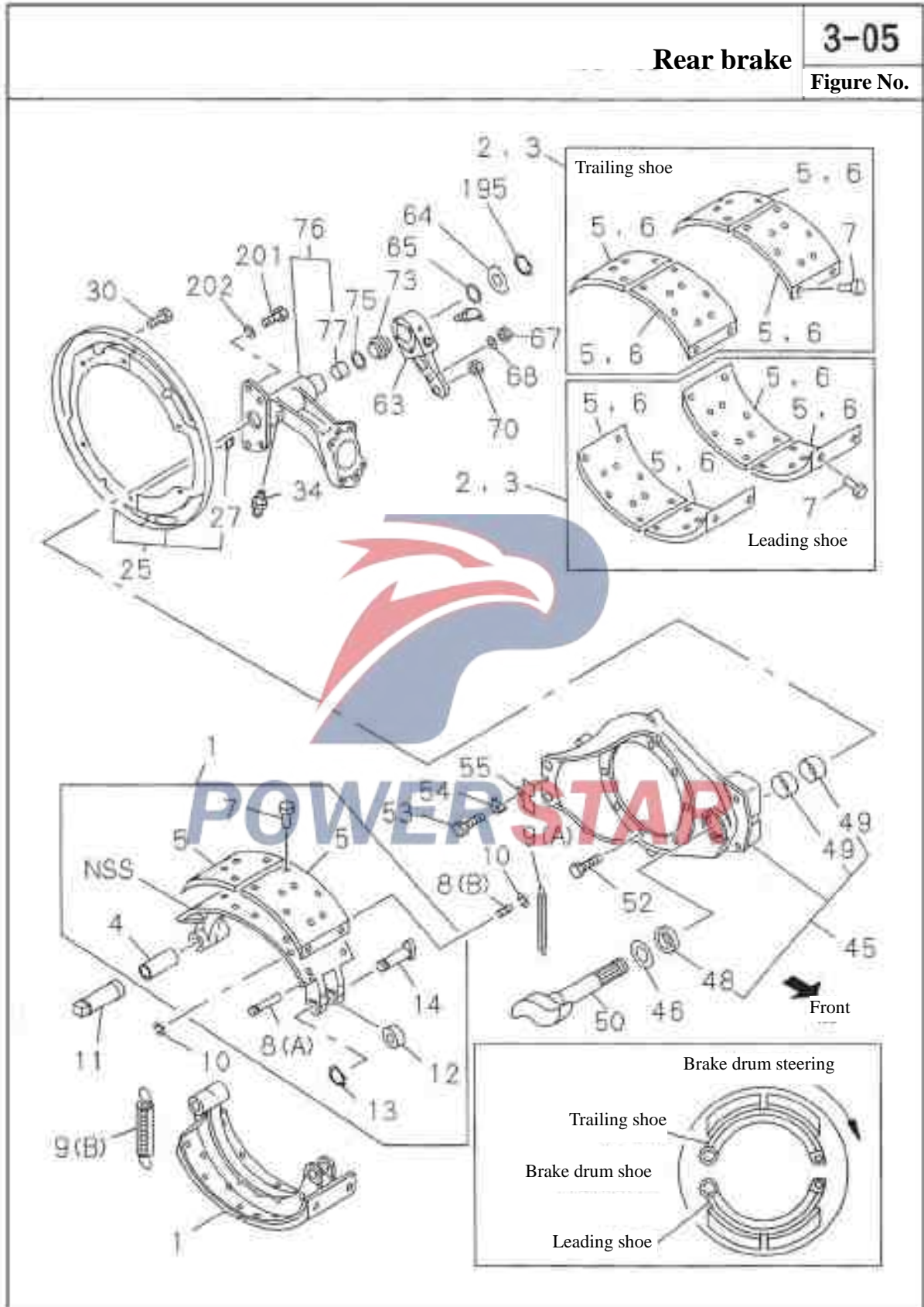
					3-01
					Figure No.
Front brake					
SN	Recommended specifications / part name				
	Isuzu figure No.	QingLing figure No.	Let/right	Qty.	Model used /Apply to/Precautions
					1 Short-wheel base chassis
					5 Center-wheel base chassis
1 2	Bushing - brake shoes cam				
	1-47113-007-0			04 AB	
1 3	Roller clip - Brake shoe				
	9-47119-022-0			04 AB	
1 4	Spring pin - Brake shoe support				
	1-47119-017-1			04 AB	Length = 73.5
2 9	Return spring - Front brake shoe				
	1-09583-185-2			02 AB	
3 0	Bracket - Front brake shoe support				
	1-47137-119-3		L	01 AB	
	1-47137-118-3		R	01 AB	
3 1	Oil seal - eccentric shaft				
	1-09625-228-0			02 AB	
4 3	Pin - Support				
	1-47131-036-0			04 AB	Length = 106.5
4 4	Locking bolts - Support pins				
	0-20801-016-0			02 AB	M10X16 China
4 5	Locking gasket				
	1-47133-011-0			02 AB	
4 6	Locking pad				
	1-47133-005-0			02 AB	
4 7	Camshaft - Front brake				
	1-47141-051-0		L	01 AB	
	1-47141-052-0		R	01 AB	
4 8	Spacing ring - Eccentric shaft				
	1-47143-005-0			02 AB	
5 0	Felt gasket - Camshaft				
	1-09620-009-0			02 AB	

3-01		Front brake				
Figure No.		Recommended specifications / part name				
SN	Isuzu figure No.	QingLing figure No.	Left/Right	Qty.	Model used /Apply to/Precautions	
					A	B
					Short-wheel base chassis	
					Center-wheel base chassis	
5 1	---	Lantern ring - Camshaft				
	1-47143-013-0			02	AB	
5 3	---	Regulator assembly				
	1-48270-071-0		L	01	AB	
	1-48270-072-0		R	01	AB	
5 4	---	Spacer - Camshaft				
	1-47143-004-0			04	AB	
5 5	---	Spacing shim - Camshaft				
	1-47149-055-0			02	AB	
5 6	---	Snap ring - Pin Support				
	9-09180-038-0			02	AB	
5 7	---	Choke - Support				
	9-09031-110-0			02	AB	
6 2	---	Locking nut - connecting plate				
	9-99111-416-0			02	AB	
						M16 China
6 3	---	Nut - Brake air chamber				
	9-99110-416-0			04	AB	
						M16 China
6 4	---	Spring washer - Brake air chamber				
	9-09150-516-0			04	AB	
						Inner diameter = 16 
1 0 9	---	Bushing - Front brake camshaft				
	1-47146-003-1			04	AB	

Rear brake

3-05

Figure No.



3-05		Rear brake				
Figure No.						
SN	Recommended specifications / part name					
	Isuzu figure No.	QingLing figure No.	Left/Right	Qty.	Model used /Apply to/Precautions	
					A Short-wheel base chassis B Center-wheel base	
1	- A -	Rear brake shoe assembly				
	1-47120-715-0		Left	01	AB Leading shoe	
	1-47120-716-0		Left	01	AB Trailing shoe	
	1-47120-713-0		Right	01	AB Leading shoe	
	1-47120-714-0		Right	01	AB Trailing shoe	
2	- A -	Plate-friction assembly- Standard rear brake shoes				
	1-88310-521-0			01	AB Leading shoe	
	1-88310-523-0			01	AB Trailing shoe	
3	---	Plate-friction assembly- Non-standard rear brake shoes				
	1-88310-522-0			01	AB Leading shoe	
	1-88310-524-0			01	AB Trailing shoe	
4	---	Bushing- Standard rear brake shoes				
	1-47112-012-0			04	AB	
5	---	Plate-friction - Standard rear brake shoes				
	1-47125-797-0			04	AB Leading shoe	
	1-47125-799-0			04	AB Trailing shoe	
6	---	Plate friction - Non-standard rear brake shoes				
	1-47125-798-0			04	AB Leading shoe	
	1-47125-800-0			04	AB Trailing shoe	
7	---	Rivet - Rear brake shoe friction plate				
	1-09732-034-0			AR	AB Length=18.	
8	---	Pin -Return spring of brake shoe				
	1-47119-021-0			04	AB (B)	
	1-47119-029-0			04	AB (A)	

Rear brake						3-05
						Figure No.
SN	Recommended specifications / part					
	Isuzu figure No.	QingLing figure No.	Left/Right	Qty.	Model used /Apply to/Precautions	
A					B	
					Short-wheel base chassis	
					Center-wheel base chassis	
9	Return spring - Brake shoe					
	1-09583-175-0			02	AB	(B)
	1-09583-196-0			02	AB	(A)
10	Slotted washer - spring pin					
	9-09165-410-0			08	AB	Inner diameter=10 China
11	Support pins - Rear brake shoe					
	1-47131-039-0			04	AB	Inner diameter = 31 and 8
12	Cam sleeve - brake shoes					
	1-47113-005-0			04	AB	
13	Rolling pin snap ring - brake shoes					
	9-47119-022-0			04	AB	
14	Eccentric pin - brake shoes					
	1-09744-061-0			04	AB	
25	Baffle assembly- Rear brake shoe					
	1-47151-462-1			02	AB	
27	Cover plate - brake drum observation					
	1-09333-151-0			04	AB	
30	Bolt - Rear brake baffle					
	1-47159-187-0			12	AB	M10X12
34	Nozzle - Air chamber bracket					
	9-09031-010-0			02	AB	China
45	Bracket - Support Pin and Bushing					
	1-47137-120-2			02	AB	
46	Spacer - Rear Brake Eccentric Shaft					
	1-47143-005-0			02	AB	

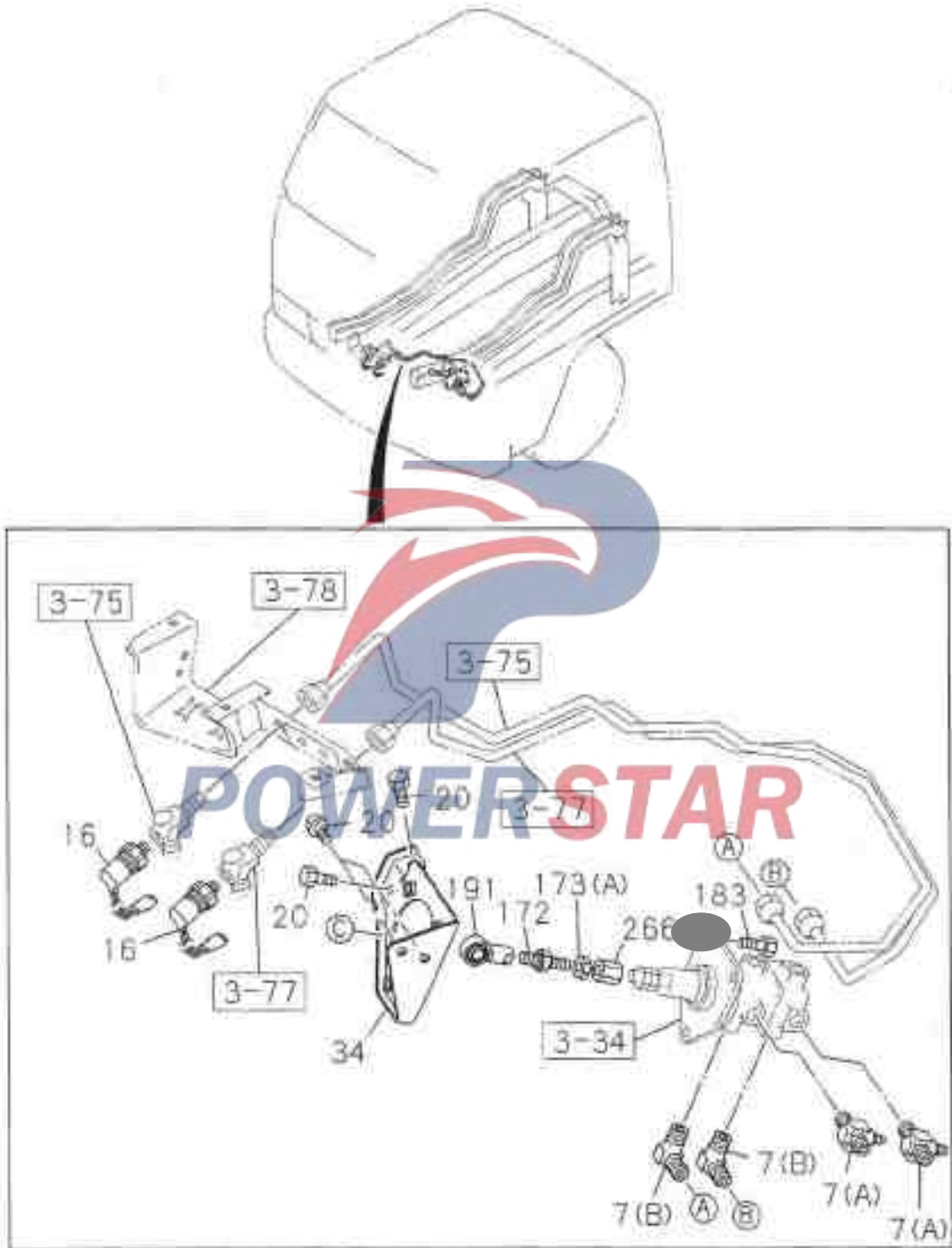
3-05		Rear brake				
Figure No.		Recommended specifications / part name				
SN	Isuzu figure No.	QingLing figure No.	Left/Right	Qty.	Model used /Apply to/Precautions	
					A	B
					Short-wheel base chassis	
					Center-wheel base chassis	
4 8	---	Oil seal - Rear Brake Eccentric Shaft				
	1-09625-228-0			02	AB	
4 9	---	Cushion - Rear Brake Eccentric Shaft				
	1-47146-003-1			04	AB	
5 0	---	Camshaft - Rear brake				
	1-47141-067-0		Left	01	AB	
	1-47141-068-0		Right	01	AB	
5 2	---	Bolt - Support bracket				
	1-09040-066-0			02	AB	M14X50
5 3	---	Bolt- Locking plate				
	0-20901-016-0			02	AB	M10X16 China
5 4	---	Lock washer- Rear brake support pins				
	1-47133-011-0			02	AB	
5 5	---	Plate - Rear brake chamber locked				
	1-47133-005-0			02	AB	
6 3	---	Lash regulator assembly - Rear brake				
	1-48270-075-0		Left	01	AB	POWERSTAR
	1-48270-075-0		Right	01	AB	
6 4	---	Locking plate - Eccentric shaft				
	1-47149-054-0			02	AB	
6 5	---	Spacer- Automatic clearance adjuster				
	1-47143-011-0			02	AB	
6 7	---	Nut- brake installation				
	9-99110-416-0			08	AB	M16 China
6 8	---	Spring washer - Brake				
	9-09150-516-0			08	AB	Inner diameter =16

Rear brake						3-05
						Figure No.
SN	Recommended specifications / part name					
	Isuzu figure No.	QingLing figure No.	Left/Right	Qty.	Model used /Apply to/Precautions	
					A Short-wheel base chassis B Center-wheel base chassis	
7 0	--- Nut-Claw connection plate					
	9-99111-416-0			02 AB	M16 China	
7 3	--- Felt Bushing - Eccentric shaft					
	1-47143-010-0			02 AB		
7 5	--- Felt gasket - Eccentric shaft					
	1-09620-009-0			02 AB		
7 6	--- Bracket - Rear brake chamber with bushing					
	1-48258-105-0		L	01 AB		
	1-48258-107-0		R	01 AB		
7 7	--- Bushing					
	1-47146-003-1			02 AB		
1 9 5	--- Snap ring - Eccentric shaft					
	9-09180-038-0			02 AB		
2 0 1	--- Bolt - Brake chamber with bushing					
	0-20801-435-0			08 AB	M14X35	
2 0 2	--- Spring washer - Bracket					
	9-09150-514-0			08 AB	Inner diameter = 14	

3-10

Brake pedal and operating device
Cab bottom

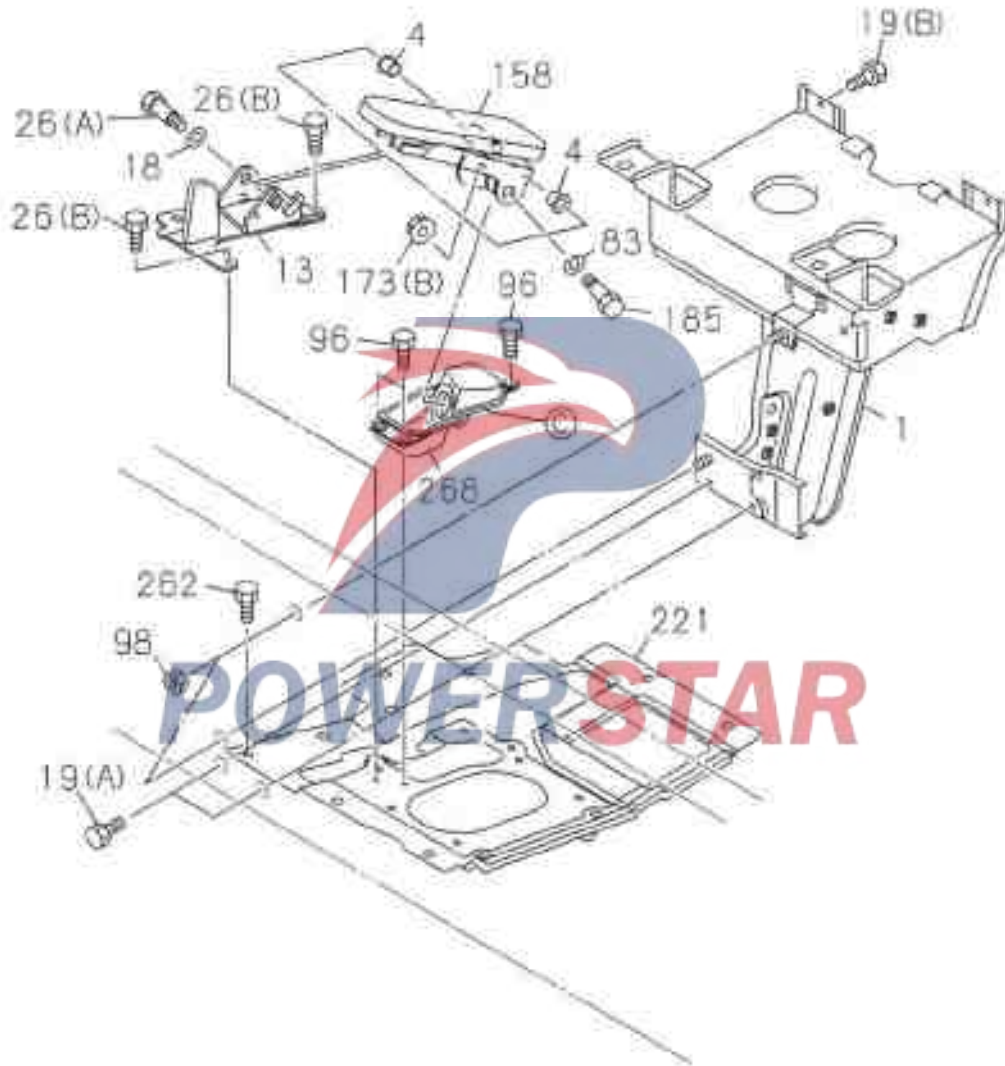
Figure No.



Brake pedal and operating device
Cab interior

3-10

Figure No.



3-10		Brake pedal and operating device				
Figure No.		Recommended specifications / part name				
SN	Isuzu figure No.	QingLing figure No.	Left/Right	Qty.	Model used /Apply to/Precautions	
					A	B
					A	Short-wheel base chassis
					B	Center-wheel base chassis
1						Bracket assembly - Brake pedal
	1-73908-077-B			01	AB	Air assist clutch
	1-73908-076-B			01	AB	Non-air assist clutch
4						Bushing - Brake pedal
	1-73908-201-1			02	AB	
7						Joint - Brake valve
	1-09650-438-0			02	AB	(B) M18
	1-09656-701-0			02	AB	(A)
13						Bracket - Brake pedal
	1-73908-203-1			01	AB	
15						Switch-Rear brake
	1-82410-176-0			02	AB	Green
18						Flat Washers
	9-09164-512-0			01	AB	Inner = 12 China
19						Bolt - Bracket
	1-79198-002-0			02	AB	(A) M8X20
	B-94279-208-0			02	AB	(B) M8X20 China
						Spring washer and flat washer (90 amps).
20						Bolt - Bracket
	B-94279-208-0			04	AB	M8X20 China
						Spring washer and flat washer (90 amps).
26						Bolt - Brake pedal
	1-09980-614-0			01	AB	(A)
	B-94279-204-0			02	AB	(B) M6X25 China

Brake pedal and operating device						3-10
						Figure No.
SN	Recommended specifications / part name					
	Isuzu figure No.	QingLing figure No.	Left/Right	Qty.	Model used /Apply to/Precautions	
					A Short-wheel base chassis B Center-wheel base chassis	
3 4	---	Bracket assembly - Brake valve				
	1-79738-808-3			01	AB	
8 3	---	Spring washer - Bracket				
	9-09150-814-0			01	AB	Inner diameter = 14 China
9 6	---	Blot - cover				
	8-94279-201-0			03	AB	M6X16 Spring washer and flat washer (90 amps). China
9 8	---	Nut - bracket				
	1-09984-176-0			02	AB	With rubber gasket
1 5 8	---	Brake pedal assembly				
	1-73908-068-5			01	AB	
1 7 2	---	Claw joint - Brake pedal				
	1-73908-187-1			01	AB	
1 7 3	---	Locking nut - Joint				
	0-91150-110-0			01	AB	(B) M10 Reel
	9-99110-412-0			01	AB	(A) M12
1 8 3	---	Nut- Brake valve				
	1-09980-503-0			03	AB	M10X25 With spring washer
1 8 5	---	Bolt - Bracket				
	1-73996-282-1			01	AB	
1 9 1	---	Ball joint- Putter				
	1-47355-001-0			01	AB	
2 2 1	---	Base plate assembly				
	1-73908-114-7			01	AB	
2 6 2	---	Bolt-Base plate				
	8-94279-208-0			10	AB	M8X20 Spring washer and flat washer (90 amps). China

3-10		Brake pedal and operating device			
Figure No.		Recommended specifications / part name			
SN	Isuzu figure No.	QingLing figure No.	Left/Right	Qty.	Model used /Apply to/Precautions
					A Short-wheel base chassis B Center-wheel base chassis
2 6 6	---	Joint- Putter			
	1-73908-166-3			01	AB
2 6 8	---	Cover plate - Putter			
	1-73908-192-1			01	AB



POWERSTAR

Parking brake

3-11

Figure No.



3-11		Brake pedal and operating device				
Figure No.		Recommended specifications / part name				
SN	Isuzu figure No.	QingLing figure No.	Left/Right	Qty.	Model used /Apply to/Precautions	
					A	B
					Short-wheel base chassis	
					Center-wheel base chassis	
2 1 8	---	Nut - Parking brake cable				
	1-09985-340-0			02	AB	M8 Reel China
3 2 4	---	Bracket				
	1-79996-260-2			01	AB	

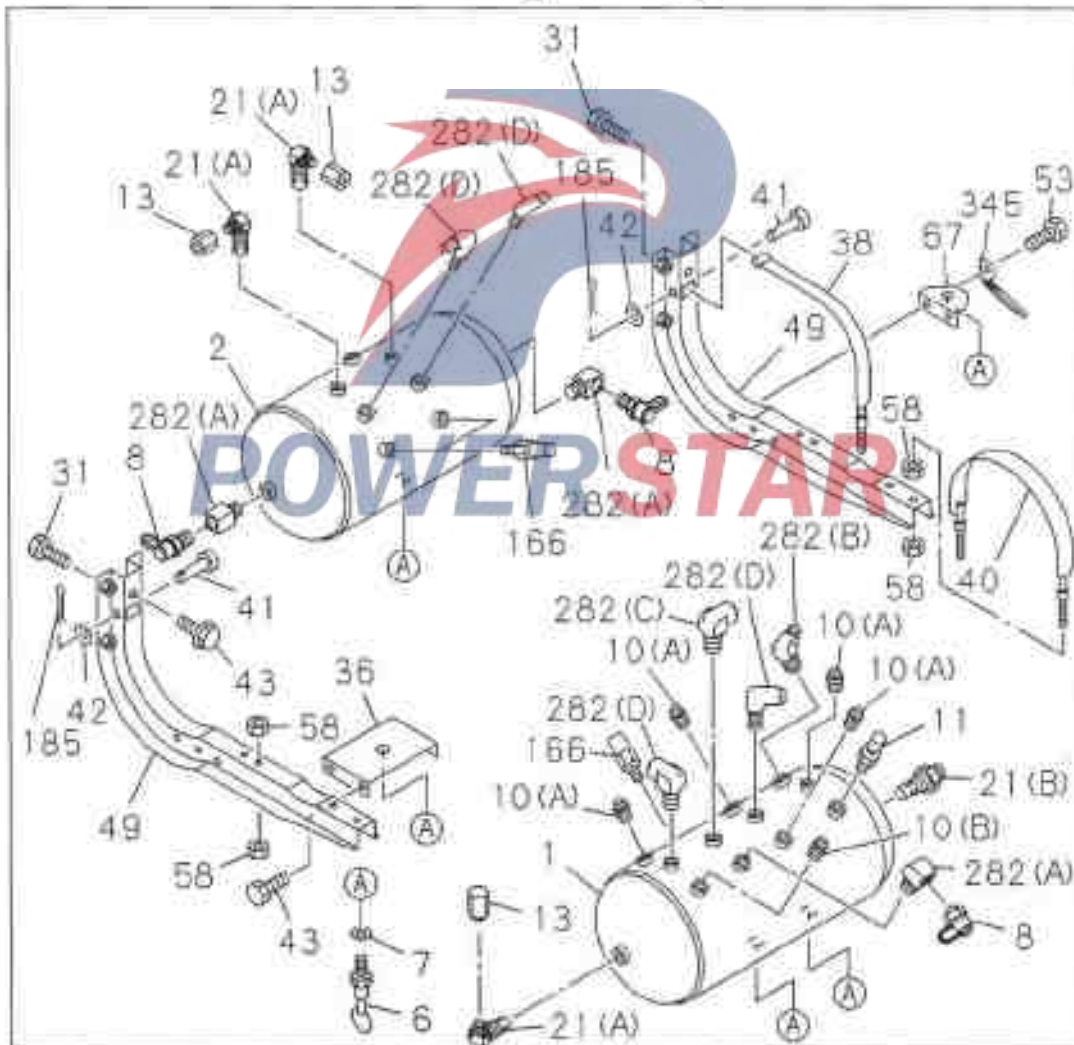
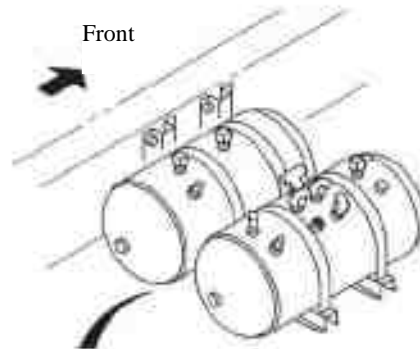


POWERSTAR

Air reservoir
Air reservoir side

3-20

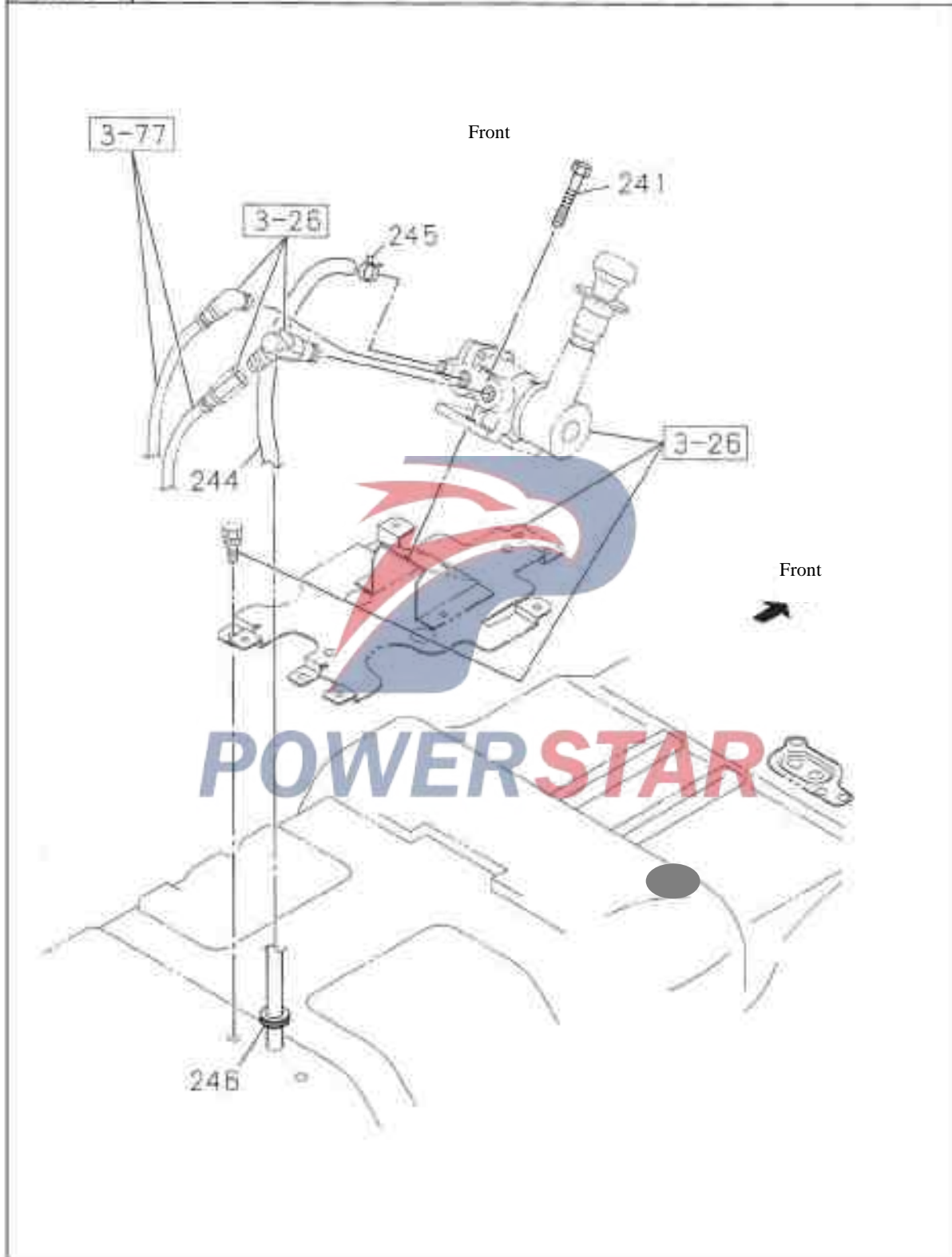
Figure No.



3-20

Air reservoir
Hand brake control valve connector

Figure No.



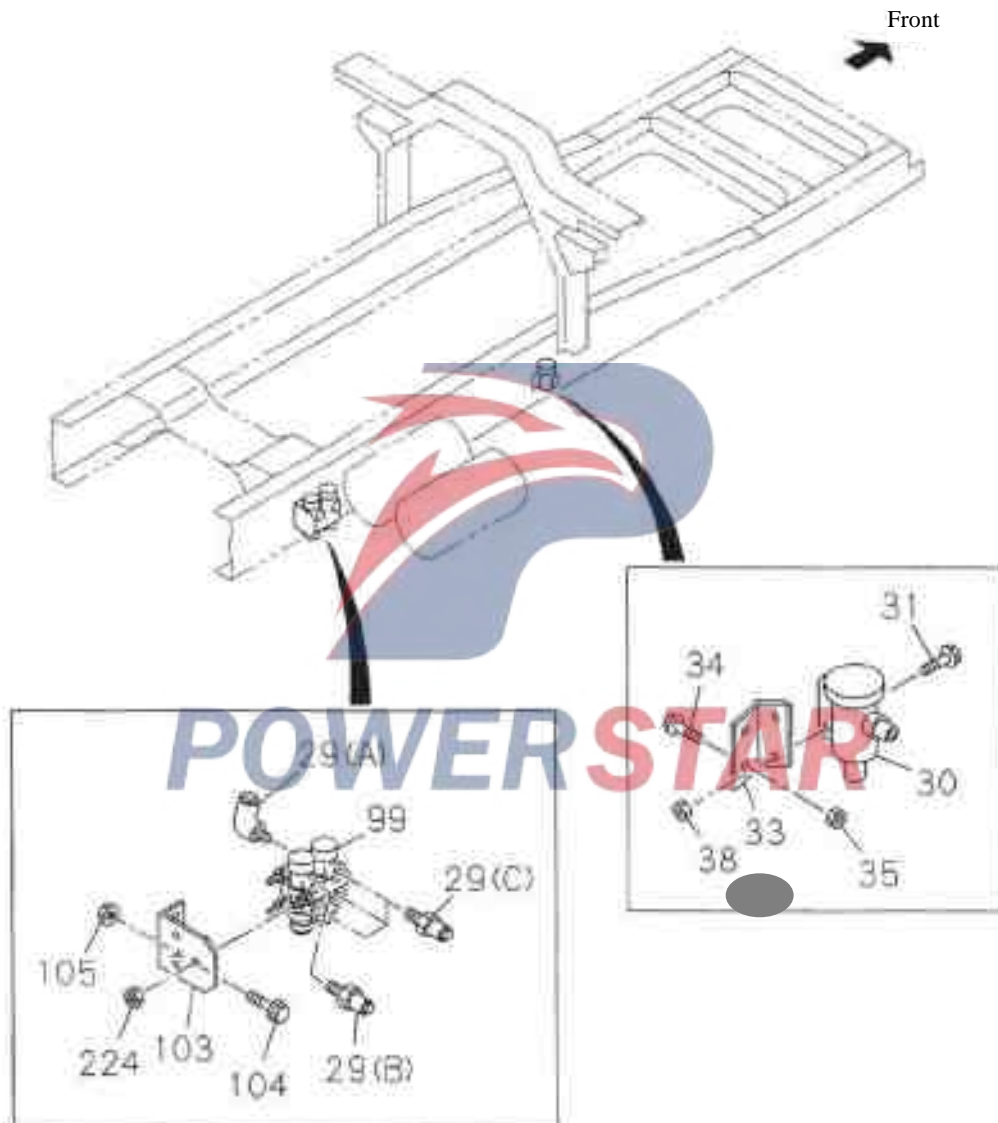
						3-20	
						Figure No.	
Air reservoir							
SN	Recommended specifications / part name					Left/Right	Qty.
	Isuzu figure No.	QingLing figure No.			Model used /Apply to/Precautions		
					A	Short-wheel base chassis	
					B	Center-wheel base chassis	
1	--- Air reservoir assembly						
	1-48370-221-0			01	AB		
2	--- Air reservoir						
	1-48370-181-1			01	AB		
6	--- Drain switch - Air reservoir						
	1-48312-015-0			05	AB		
7	--- Gasket- Drain switch						
	1-09630-145-0			05	AB	Inner diameter = 14	
8	--- Air reservoir						
	1-47459-013-0			03	AB		
10	--- Screw plug -Air reservoir						
	9-09204-517-0			05	AB	(A) China	
	9-09204-526-0			01	AB	(B) China	
11	--- Safety valve -Air reservoir						
	1-48320-012-0			01	AB	China	
13	--- Joint - Nylon tube						
	1-09660-877-0			03	AB		
21	--- Detection valve -Air reservoir						
	1-48410-136-3			01	AB	(B) M22	
	1-48410-412-0			03	AB	(A) M20	
31	--- Bolt - Bracket to frame						
	0-28581-240-0			08	AB	M12X40 Reel China	

3-20		Air reservoir				
Figure No.		Recommended specifications / part name				
SN	Isuzu figure No.	QingLing figure No.	Left/Right	Qty.	Model used /Apply to/Precautions	
					A	B
					Short-wheel base chassis	
					Center-wheel base chassis	
3 6	----	Stay -Main Air reservoir				
	1-48317-607-0			01	AB	China
3 8	----	Air reservoir				
	1-48317-108-2			02	AB	China
4 0	----	Clamp assembly -Air reservoir				
	1-48317-109-2			02	AB	China
4 1	----	Pin - Clamp installation				
	9-08224-060-0			02	AB	
4 2	----	Flat				
	9-09164-510-0			02	AB	Inner diameter=10 China
4 3	----	Bolt -Main air reservoir				
	0-28680-825-0			04	AB	M8X25 Reel
4 9	----	Bracket - Air reservoir				
	1-48317-601-5			02	AB	China
5 3	----	Bolt - Stays fixed				
	0-28680-825-0			02	AB	M6X25 Reel
5 8	----	Nut - Air reservoir				
	9-09110-408-0			12	AB	M8
6 7	----	Bracer -Sub-Air reservoir				
	1-48317-591-0			01	AB	China
1 6 6	----	Low pressure switch assembly- Main air reservoir				
	1-48340-058-1			03	AB	
1 8 5	----	Split cotton pin				
	1-09987-142-0			02	AB	Length =32.6

Air reservoir						3-20
						Figure No.
SN	Recommended specifications / part name					
	Isuzu figure No.	QingLing figure No.	Left/Right	Qty.	Model used /Apply to/Precautions	
					A Short-wheel base chassis B Center-wheel base chassis	
2 4 1	---	Bolt - Parking control valve				
	0-28080-879-0			02 AB	M8X70 Reel China	
2 4 4	---	Ethylene exhaust pipe				
	9-09914-701-0			01 AB	Length =260 Inner diameter =9.5 Maintenance length = 10000 China	
2 4 5	---	Clip- Ethylene exhaust pipe				
	8-94238-572-0			01 AB	Inner diameter = 14	
2 4 6	---	Hole cover - Ethylene exhaust pipe				
	9-61165-007-0			01 AB	Outside diameter = 24	
2 8 2	---	Two-way connecting tube				
	1-09650-430-0			01 AB	(B) M12	
	1-09660-809-0			03 AB	(A)	
	1-09660-957-0			01 AB	(C)	
	1-09660-959-0			05 AB	(D)	
3 4 5	---	Clip- Wiring harness				
	1-09700-418-1			01 AB	Length = 63	

3-22 Air control element

Figure No. Frame side

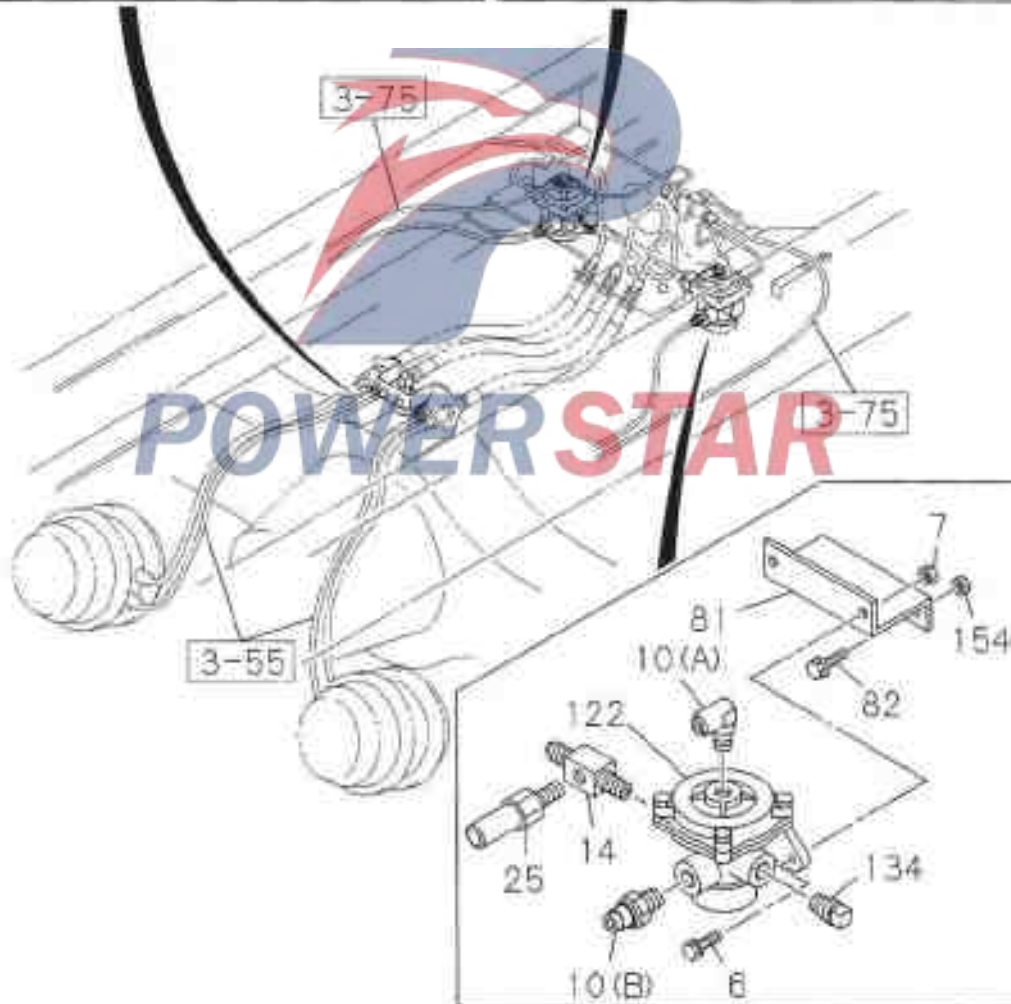
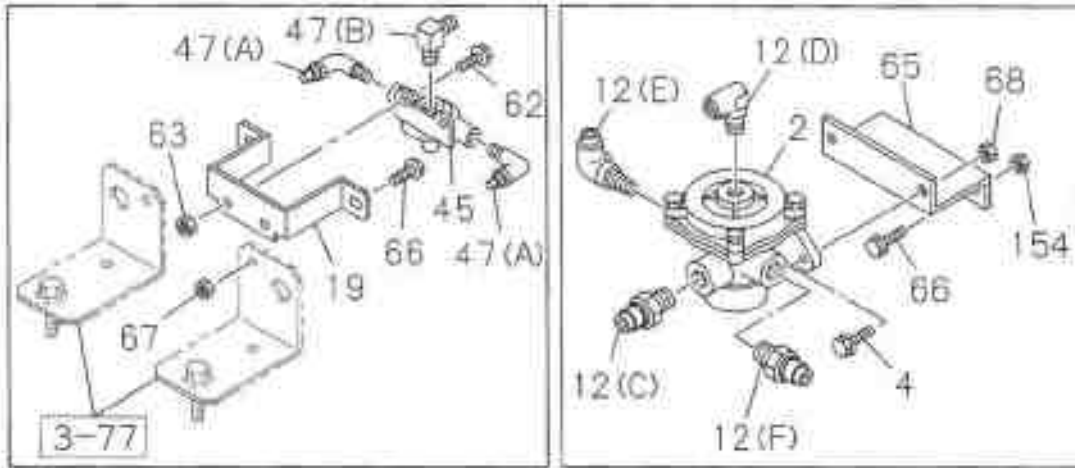


Air control element

3-22

Frame side

Figure No.

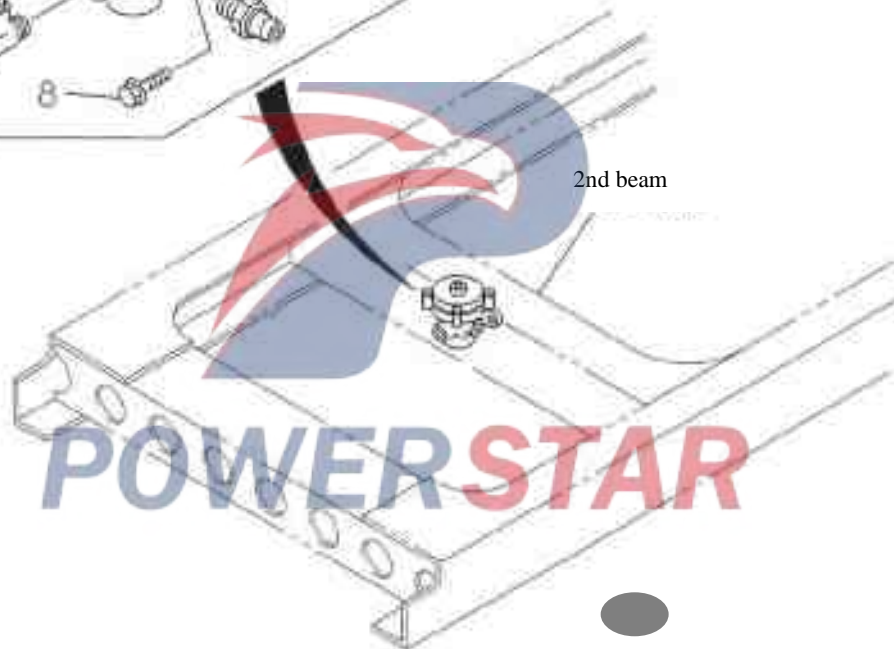
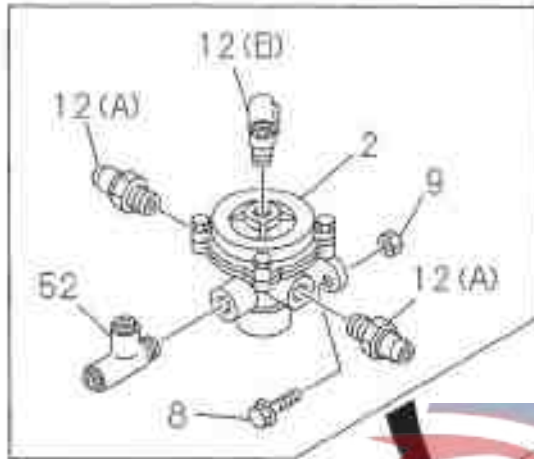


3-22

Air control element

Figure No.

Frame side

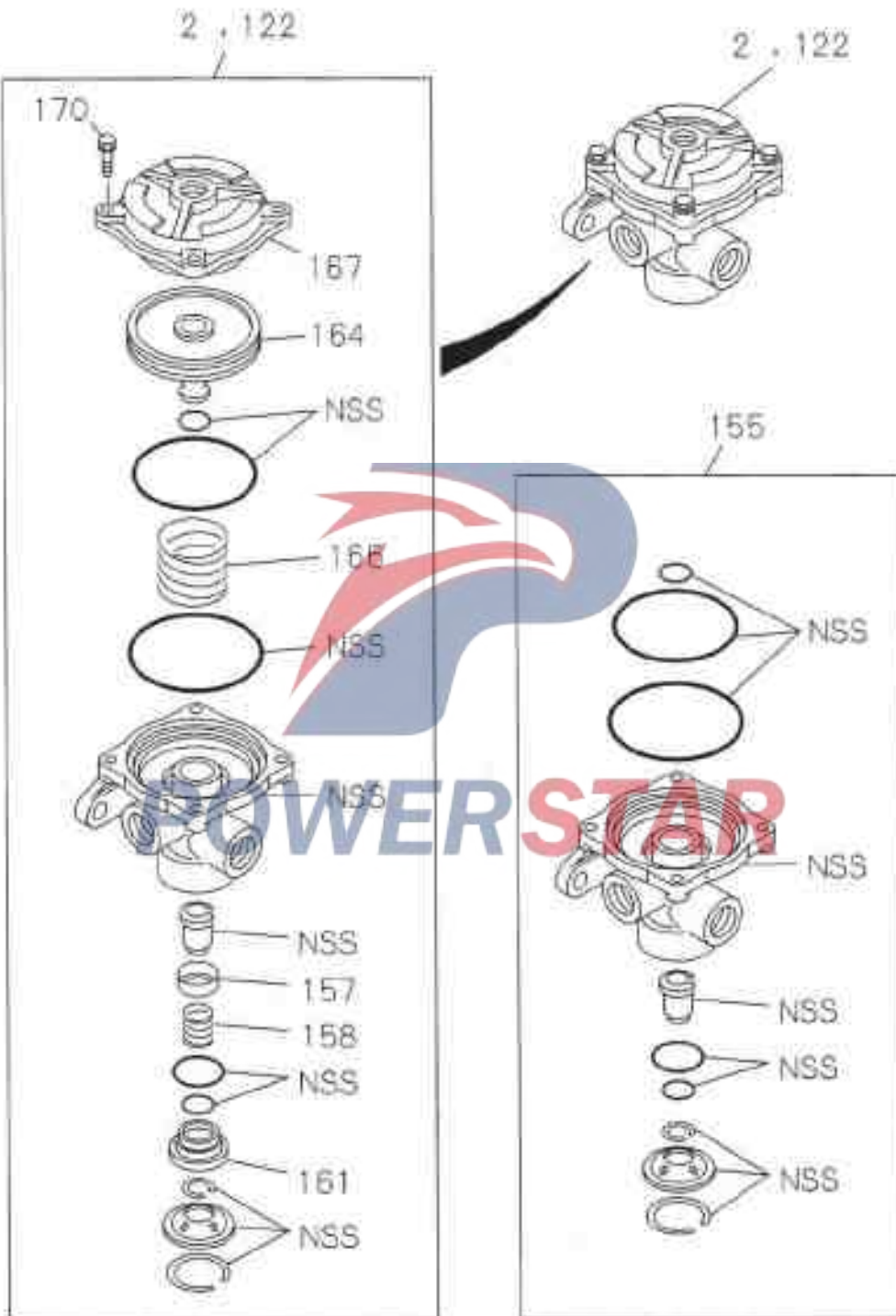


Air control element

3-22

Frame side

Figure No.




3-22

Air control element

Figure No.

Frame side



Air control element						3-22
						Figure No.
SN	Recommended specifications / part name					
	Isuzu figure No.	QingLing figure No.	Left/Right	Qty.	Model used /Apply to/Precautions	
					A Short-wheel base chassis B Center-wheel base chassis	
2	----	Relay valve				
	1-48210-278-0			01 AB AB		
4	----	Bolt -Relay valve to bracket				
	9-28681-030-0			02 AB	M10X30 Reel China	
6	----	Bolt - valve				
	0-28681-030-0			02 AB	M10X30 Reel China	
7	----	Nut - Relay valve				
	0-91150-210-0			02 AB	M10 Reel	
8	----	Bolt - Bracket				
	0-28681-030-0			02 AB	M10X30 Reel China	
9	----	Nut				
	0-91150-210-0			02 AB	M10 Reel	
10	----	Connector				
	1-09660-957-0			01 AB	(A)	
	1-09660-966-0			01 AB	(B)	
12	----	Relay valve connector				
	1-09650-245-1			02 AB	(A) M16	
	1-09660-967-0			01 AB	(B)	
	1-09650-249-1			右 01 AB	(F) M20	
	1-09660-959-0			右 01 AB	(D)	
					Length = 47.5	

3-22		Air control element				
Figure No.		Recommended specifications / part name				
SN	Isuzu figure No.	QingLing figure No.	Left/Right	Qty.	Model used /Apply to/Precautions	
					A	B
						Short-wheel base chassis
						Center-wheel base chassis
1 2	Relay valve connector					
	1-09660-960-0		Left	01	AB	(E)
	1-09660-966-0		Right	01	AB	(C)
1 4	Relay valve connector					
	1-09656-476-0		Left	01	AB	
1 9	Bracket - quick release valve					
	1-47477-518-0			01	AB	
2 5	Pressure switch					
	1-82410-163-0		Left	01	AB	
2 9	Joint - Gas valve					
	1-09660-959-0			01	AB	(A)
	1-09660-954-0			01	AB	(B)
	1-09660-955-0			03	AB	(C)
3 0	Air pressure limiting valve					
	1-48350-058-0			01	AB	
3 1	Bolt - Air pressure limiting valve to frame					
	0-28680-835-0			02	AB	M8X35 Reel China
3 3	Bracket - Air pressure limiting valve					
	1-48359-045-0			01	AB	
3 4	Bolt - Limiting valve frame					
	0-28680-830-0		Right	02	AB	M8X30 Reel
3 5	Nut - Air pressure limiting valve to frame					
	0-91150-108-0			02	AB	M8 Reel

Air control element
3-22
Figure No.

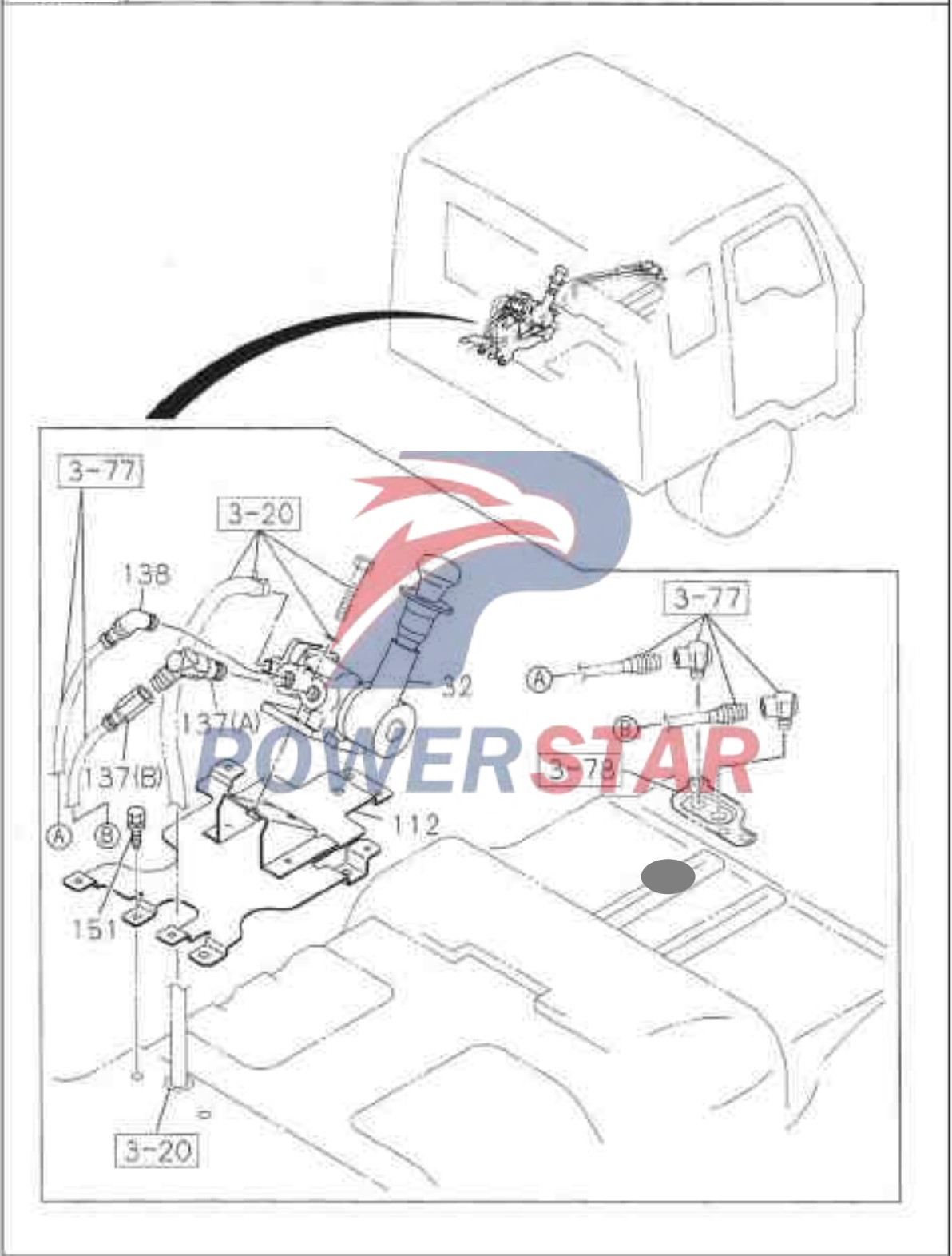
SN	Recommended specifications / part name				
	Isuzu figure No.	QingLing figure No.	Qty.	Model used /Apply to/Precautions	
				Let/Right	
					Short-wheel base chassis
					Center-wheel base chassis
3 8	---- Bolt - Limiting valve bracket				
	0-91150-108-0		02	AB	M8 Reel
4 5	---- Quick release valve				
	1-48410-320-0		01	AB	
4 7	---- Joint - Air control relay valve				
	1-09660-684-0		01	AB	(B) M20
	1-09660-959-0		02	AB	(A)
5 2	---- Joint - Relay valve				
	1-09661-019-0		01	AB	
6 2	---- Bolt - Bracket installation				
	0-28080-825-0		02	AB	M8X25 Reel
6 3	---- Nut - Bracket installation				
	9-09110-408-0		02	AB	M8
6 5	---- Bracket - Rear relay valve				
	1-47477-064-0		01	AB	
6 6	---- Bolt - Rear relay valve bracket				
	0-28680-825-0		02	AB	M8X25 Reel
	0-28681-025-0		02	AB	M10X25 Reel
6 7	---- Nut - Rear relay valve bracket				
	0-91150-108-0		02	AB	M8 Reel
	0-91150-210-0		02	AB	M10 Reel
6 8	---- Bolt -Relay valve to frame				
	0-91150-210-0		02	AB	M10 Reel

3-22		Air control element				
Figure No.						
SN	Recommended specifications / part name					
	Isuzu figure No.	QingLing figure No.	Let/Right	Qty.	Model used /Apply to/Precautions	
					Short-wheel base chassis Center-wheel base chassis	
8 1	----	Bracket - Parking brake relay valve				
	1-47477-964-0		01	AB		
8 2	----	Bolt - Relay valve bracket				
	0-28681-025-0		02	AB	M10X25 Reel	
9 9	----	Protection valve				
	1-48110-113-5		01	AB		
1 0 3	----	Bracket -Protection valve				
	1-47477-860-0		01	AB	China	
1 0 4	----	Bolt-Protection valve bracket				
	0-28680-035-0		02	AB	M8X35 Reel China	
1 0 5	----	Nut-Protection valve bracket				
	0-91150-108-0		02	AB	M8 Reel	
1 2 2	----	Control valve assembly - Parking brake				
	1-48210-278-0	L	01	AB		
1 3 4	----	Blockage - Relay valve				
	9-09204-521-0	L	01	AB		
1 5 4	----	Nut - bracket				
	0-91150-210-0		02	AB	M10 Reel	
1 5 5	----	Relay valve repair kit				
	1-85576-033-0		01	AB		
	1-85576-033-0		02	AB		
1 5 7	----	Saddle ring - Valve				
	1-48213-002-0		01	AB		
	1-48213-002-0		02	AB		
1 5 8	----	Spring - Valve				
	1-47819-089-0		01	AB		
	1-47819-089-0		02	AB		

Air control element						3-22
						Figure No.
SN	Recommended specifications / part name					
	Isuzu figure No.	QingLing figure No.	Left/Right	Qty.	Model used /Apply to/Precautions	
					A Short-wheel base chassis B Center-wheel base chassis	
1 6 1	---- Guide ring					
	1-48129-014-0			01	AB	
	1-48129-014-0			02	AB	
1 6 4	---- Plunger - Relay valve					
	1-48219-071-0			01	AB	
	1-48219-071-0			02	AB	
1 6 6	---- Spring - plunger					
	1-47819-090-0			01	AB	
	1-47819-090-0			02	AB	
1 6 7	---- Relay valve housing					
	1-48219-070-0			01	AB	
	1-48219-070-0			02	AB	
1 7 0	---- Screws - Housing					
	1-48219-039-0			04	AB	
	1-48219-039-0			08	AB	
2 2 4	---- Nut-Protection valve					
	0-91150-108-0			03	AB	
					MB Reel	
2 4 0	---- Air pressure limiting valve repair kit					
	1-85576-207-0			01	AB	

3-26 Air control element

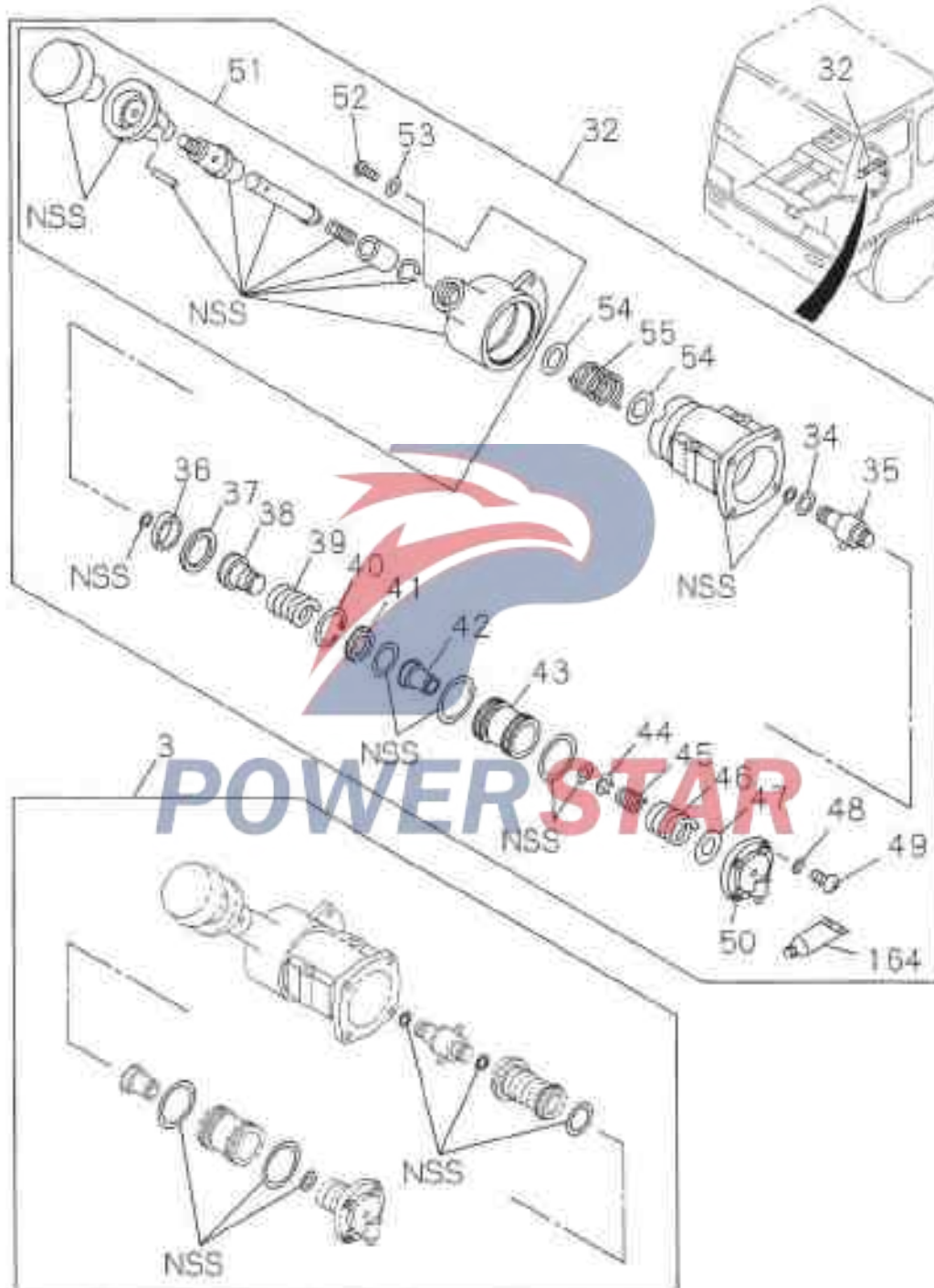
Figure No. Assembling



Parking control
Assemblies and repair kit

3-26

Figure No.



3-26		Parking control				
Figure No.						
SN	Recommended specifications / part name					
	Isuzu figure No.	QingLing figure No.	Left/Right	Qty.	Model used /Apply to/Precautions	
					A Short-wheel base chassis B Center-wheel base chassis	
3	----	Hand brake valve repair kit				
	1-48469-096-0			01	AB	
3 2	----	Hand brake valve assembly				
	1-48469-306-0			01	AB	
3 4	----	Adjusting washer - Eccentric shaft support				
	1-48469-055-0			AR	AB	
3 5	----	Eccentric shaft support				
	1-48469-054-0			01	AB	
3 6	----	Ring - Eccentric shaft				
	1-48469-056-0			01	AB	
3 7	----	Guide eccentric ring				
	1-48469-058-0			01	AB	
3 8	----	Exhaust valve seat				
	1-48469-057-0			01	AB	
3 9	----	Return spring - eccentric ring				
	1-48469-063-0			01	AB	
4 0	----	Circlip				
	1-48469-067-0			01	AB	
4 1	----	Valve seat-Delivery valve				
	1-48469-066-0			01	AB	
4 2	----	Delivery valve				
	1-48469-065-0			01	AB	
4 3	----	Hand brake valve plunger				
	1-48469-064-0			01	AB	
4 4	----	Circlip - Delivery valve				
	1-48469-068-0			02	AB	
4 5	----	Spring - Delivery valve				
	1-48469-070-0			01	AB	
4 6	----	Plunger main spring				
	1-48469-089-0			01	AB	

Parking control
3-26

Figure No.

SN	Recommended specifications / part name				Model used /Apply to/Precautions	
	Isuzu figure No.	QingLing figure No.	Qty.	Left/Right		
						Model used /Apply to/Precautions
				A	B	
4 7	----	Adjusting washer - main spring				
	1-48469-072-0			AR	AB	
4 8	----	Washer - End cover				
	1-48469-091-0			04	AB	
4 9	----	Screw - End cover				
	1-48469-092-0			04	AB	
5 0	----	Hand brake valve end cover				
	1-48469-090-0			01	AB	
5 1	----	Handle assembly - hand brake valve				
	1-48469-123-0			01	AB	
5 2	----	Screw - handle				
	1-48469-062-0			01	AB	
5 3	----	Washer - handle				
	1-48469-061-0			01	AB	
5 4	----	Spring washer				
	1-48469-123-0			02	AB	
5 5	----	Return spring - handle				
	1-48409-059-0			01	AB	
1 1 2	----	Bracket assembly - Control valve				
	1-73908-072-3			01	AB	
1 3 7	----	Connector				
	1-09650-240-1			01	AB	(A)
	1-09650-874-0			01	AB	(B)
1 3 8	----	Joint - Delivery valve				
	1-09660-956-0			01	AB	
1 5 1	----	Bolt - valve bracket				
	B-94279-201-0			04	AB	
						MEX15 China With spring washer and flat washer (90 amps).

3-26		Parking control			
Figure No.					
Recommended specifications / part name					
SN	Isuzu figure No.	QingLing figure No.	Let/Right	Qty.	Model used /Apply to/Precautions
					A Short-wheel base chassis
					B Center-wheel base chassis
1 6 4	---	Grease - hand brake			
	1-48469-084-0			01	AB



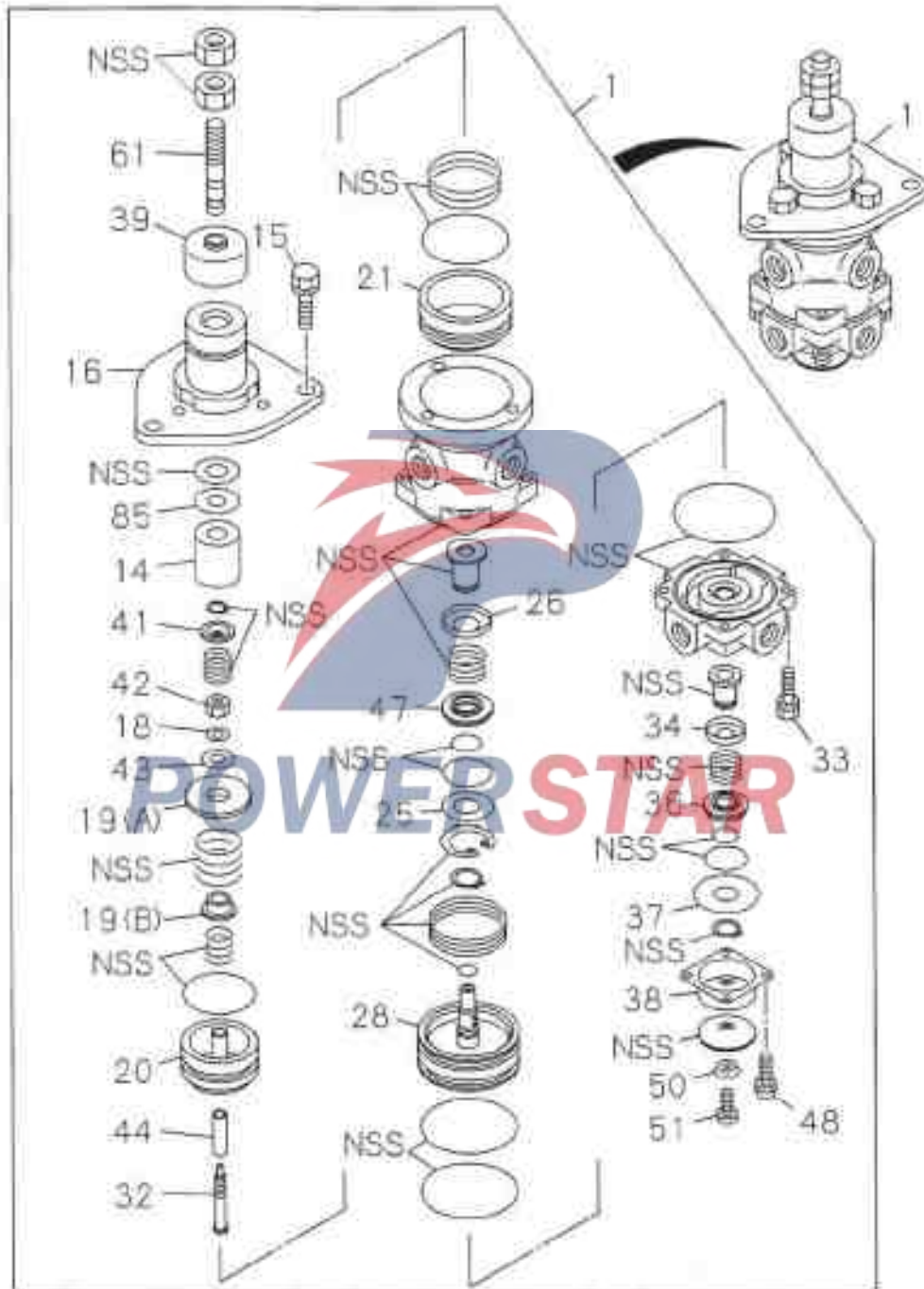
POWERSTAR

Air brake valve

3-34

Assembly

Figure No.

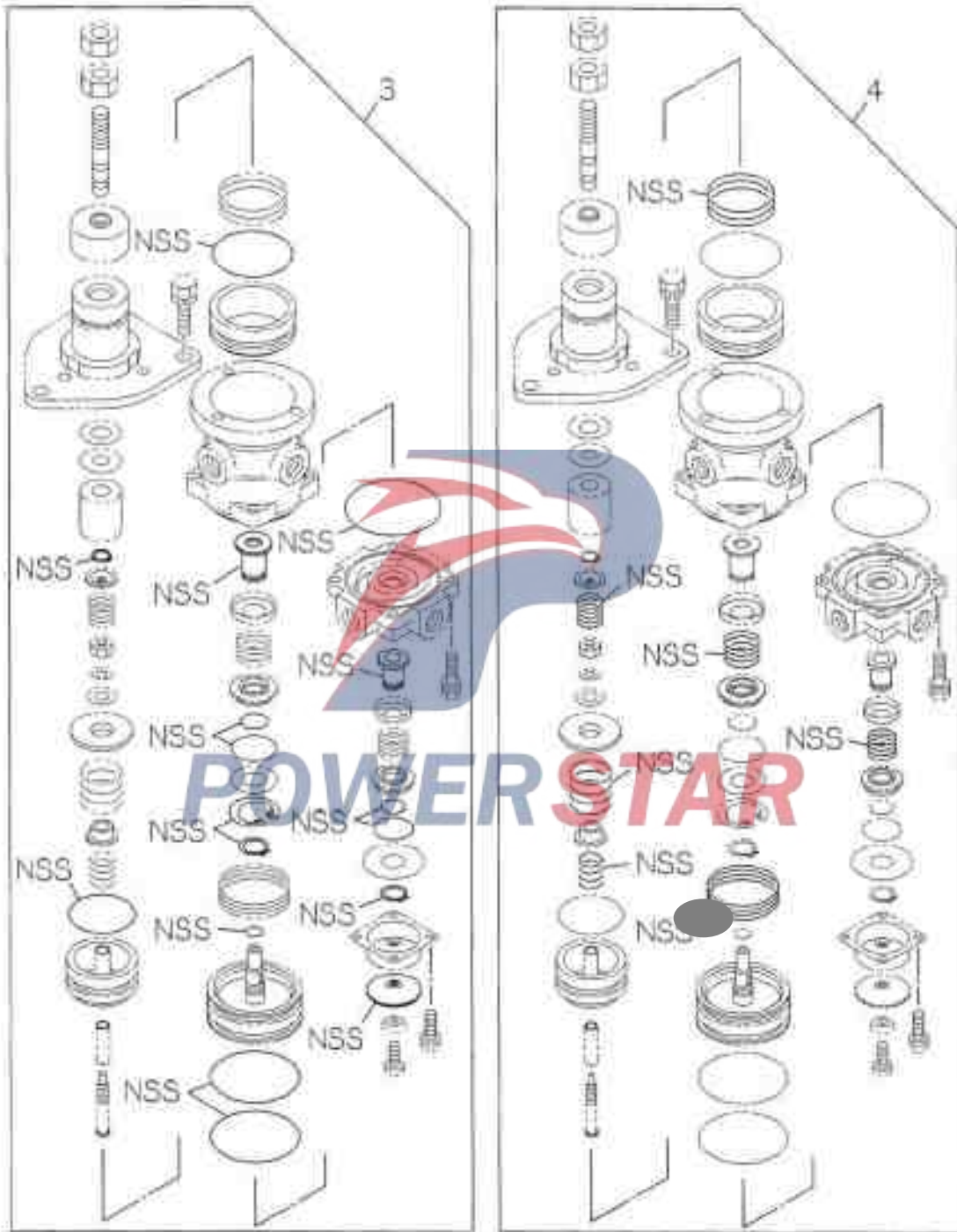


3-34

Air brake valve

Figure No.

Repair kit



Air brake valve					3-34
					Figure No.
SN	Recommended specifications / part name				
	Isuzu figure No.	QingLing figure No.	Qty.	Model used /Apply to/Precautions	
				A Short-wheel base chassis B Center-wheel base chassis	
1	---	Air brake valve	01	AB	
3	- B -	Brake valve repair kit - Rubber	01	AB	
4	- B -	Brake valve repair kit - Spring	01	AB	
14	---	Plunger - Brake valve	01	AB	
15	---	Bolt - Brake valve plate	03	AB	
16	---	Brake valve installation seat	01	AB	
18	---	Lock washer - Brake valve bracket	01	AB	
19	---	Spring seat - Brake valve	01	AB	
20	---	Upper plunger - Brake valve	01	AB	
21	---	Bushing - brake valve upper	01	AB	
25	---	Gasket - brake valve plunger	01	AB	
26	---	Baffle - Brake valve	01	AB	
28	---	Lower plunger - Brake valve	01	AB	
32	---	Screw -- Brake valve	01	AB	

3-34		Air brake valve				
Figure No.						
SN	Recommended specifications / part name					
	Isuzu figure No.	QingLing figure No.	Left/Right	Qty.	Model used /Apply to/Precautions	
					A Short-wheel base chassis B Center-wheel base chassis	
3 3	Bolt - Brake valve body					
	1-48129-068-0			04	AB	
3 4	Retainer ring - Brake valve					
	1-48122-010-0			01	AB	
3 6	- Brake valve					
	1-48129-298-0			01	AB	
3 7	Lower gasket - valve plunger					
	1-48129-166-0			01	AB	
3 8	Cover - Brake valve					
	1-48119-217-0			03	AB	
3 9	Dust cover -brake valve plunger					
	1-48119-438-0			01	AB	
4 1	Baffle - Brake valve					
	1-48129-167-0			01	AB	
4 2	Spring - brake valve spring seat					
	1-48199-025-0			01	AB	
4 3	Gasket - brake valve spring seat					
	1-48129-170-0			01	AB	
4 4	Axle sleeve - brake valve plunger					
	1-48119-322-0			01	AB	
4 7	Seal holder ring - Brake valve					
	1-48129-297-0			01	AB	
4 8	Bolt - Brake valve cover					
	1-48119-216-0			04	AB	
5 0	Gasket - Brake valve					
	1-48129-112-0			01	AB	
5 1	Forming screws -- Brake valve					
	1-48129-111-0			01	AB	
6 1	Push rod- Brake valve					
	1-48119-363-0			01	AB	

Air brake valve					3-34
					Figure No.
Recommended specifications / part name					
SN	Isuzu figure No.	QingLing figure No.	Left/Right	Qty.	Model used /Apply to/Precautions
					A Short-wheel base chassis
85	---	Gasket - Push rod			
	1-48119-366-0	0106-		01	AB

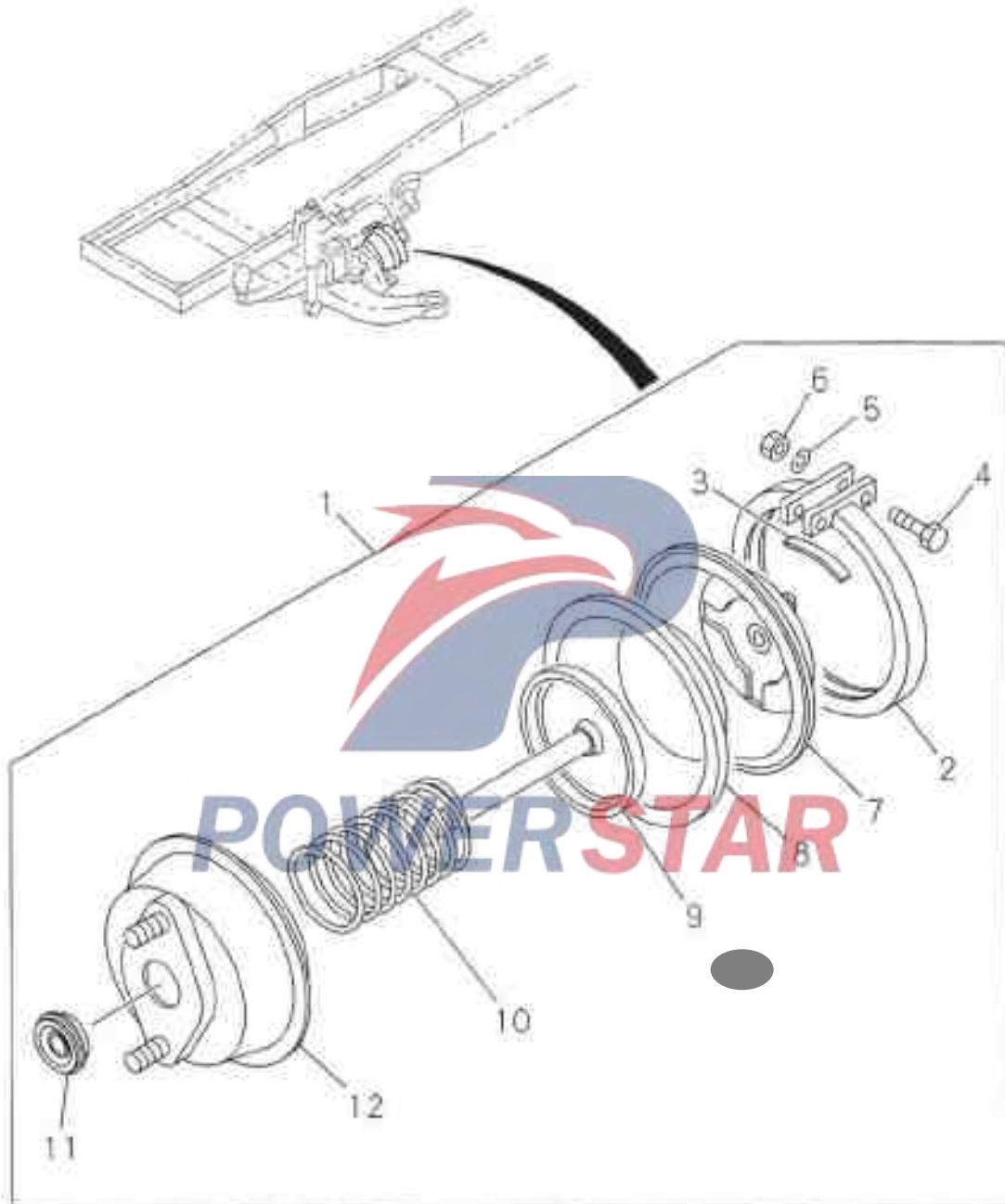


POWERSTAR

3-40

Front brake air chamber

Figure No.



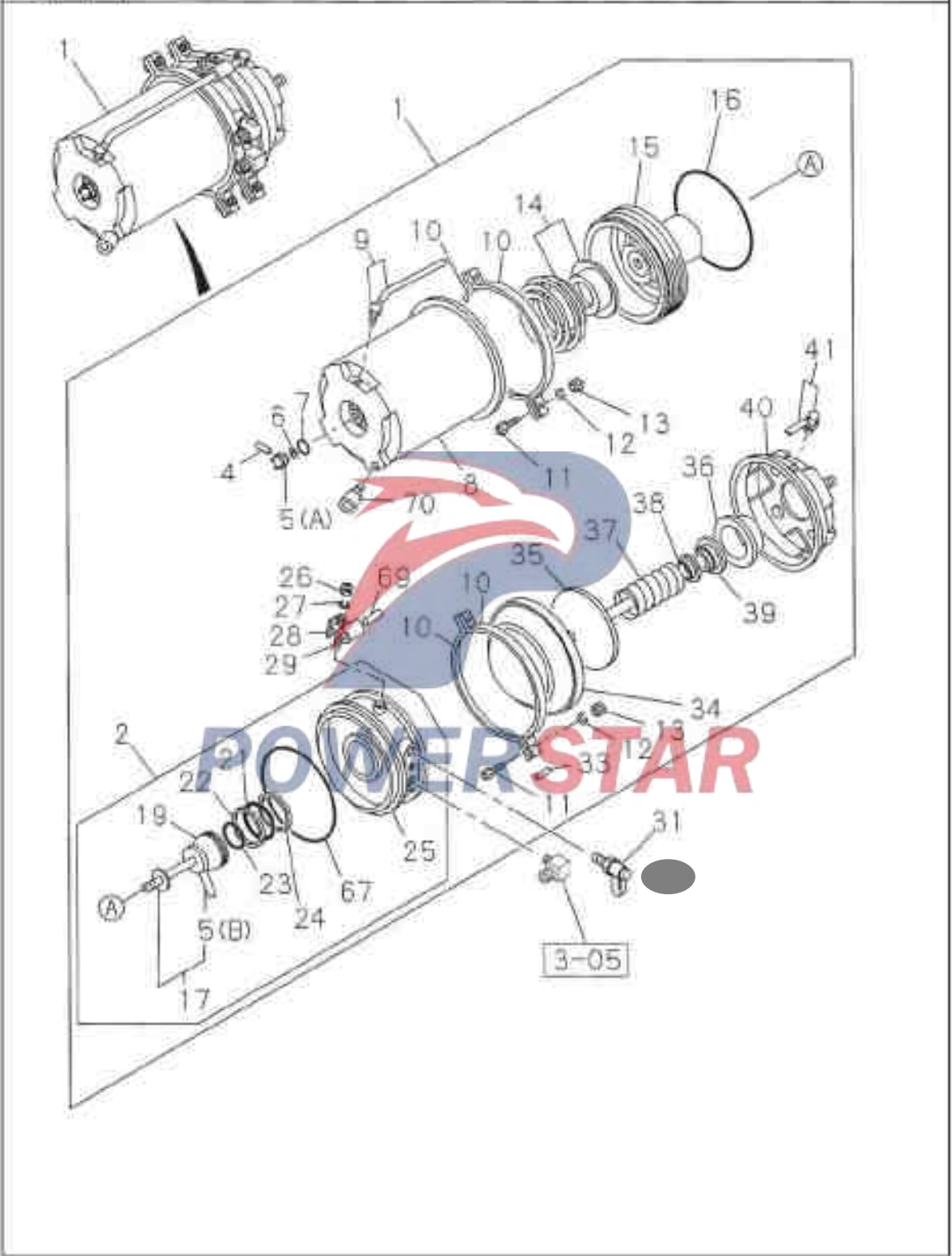
Front brake air chamber					3-40
					Figure No.
SN	Recommended specifications / part name				
	Isuzu figure No.	QingLing figure No.	Left/Right	Qty.	Model used /Apply to/Precautions
					A
					B
1	Front brake air chamber assembly				
	1-48250-639-0		Left	01	AB
	1-48250-744-0		Right	01	AB
2	Hoop - Spring chamber				
	1-48259-001-0			02	AB
3	Cage-Diaphragm				
	9-48259-016-0			03	AB
4	Bolt - Hoop				
	1-48259-002-0			04	AB
5	Spring washer - Hoop				
	9-09150-510-0			04	AB
6	Nut - Hoop				
	9-09110-010-0			04	AB
7	Upper cover assembly - spring chamber				
	1-48251-039-0		Left	01	AB
	1-48251-007-0		Right	01	AB
8	Diaphragm - spring chamber				
	1-48252-054-0			02	AB
9	Plunger - spring chamber				
	1-48253-040-0		Left	01	AB
	1-48253-001-0		Right	01	AB
10	Plunger spring - spring chamber				
	1-48255-015-0			02	AB
11	Plunger seal ring - spring chamber				
	1-48252-025-0			02	AB
12	Lower cover assembly - spring chamber				
	1-48251-019-0		Left	01	AB
	1-48251-018-0		Right	01	AB

3-41

Rear brake air chamber

Figure No.

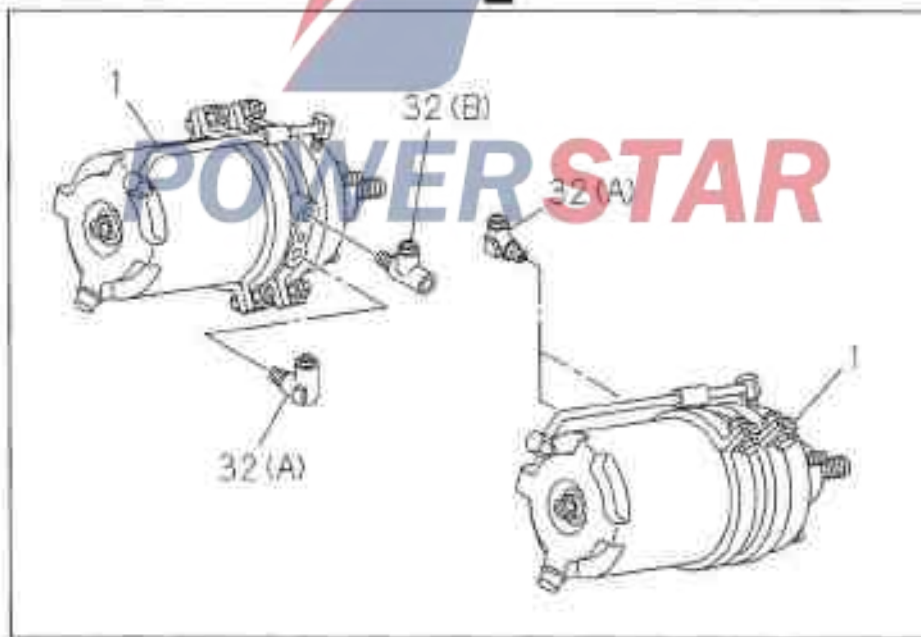
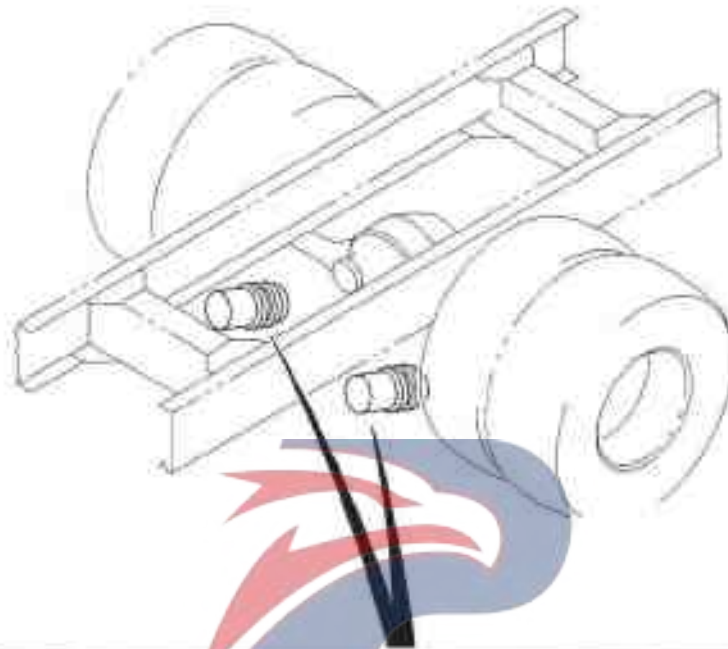
Assembly



Rear brake air chamber
Braking chamber and joint installation

3-41

Figure No.




3-41		Rear brake air chamber			
Figure No.					
SN	Recommended specifications / part name				
	Isuzu figure No.	QingLing figure No.	Location	Qty.	Model used /Apply to/Precautions
					Short-wheel base chassis Center-wheel base chassis
1	Rear brake spring chamber assembly				
	1-48250-640-0			01	AB
	1-48250-641-0			01	AB
2	Secondary chamber				
	1-48252-014-0			01	AB
	1-48252-015-0			01	AB
4	Pin - spring chamber				
	1-48259-056-0			04	AB
5	Nut - Outer housing				
	1-48259-054-0			02	AB
	1-48259-074-0			02	AB
6	Seal gasket - Outer housing				
	9-09920-266-0			02	AB
7	Seal Gasket ring				
	1-48259-055-0			02	AB
8	Outer housing - spring chamber				
	1-48259-069-0			01	AB
	1-48259-070-0			01	AB
9	Tube assembly - housing				
	1-48259-076-0			02	AB
10	Hoop - Spring chamber				
	1-48259-016-0			08	AB
11	Bolt - Hoop				
	1-48259-092-0			08	AB
12	Spring washer - Hoop				
	9-09150-510-0			08	AB
13	Nut - Hoop				
	9-83315-080-0			08	AB

Inner diameter =10.2

Rear brake air chamber						3-41
						Figure No.
SN	Recommended specifications / part name					
	Isuzu figure No.	QingLing figure No.	Left/Right	Qty.	Model used /Apply to/Precautions	
					A Short-wheel base chassis B Center-wheel base chassis	
1 4	Spring and seat assembly					
	1-48259-037-0			02	AB	
1 5	Piston					
	1-48262-005-0			02	AB	
1 8	Seal ring					
	1-48259-048-0			02	AB	
1 7	Bolt assembly - Emergency					
	1-48259-073-0			02	AB	
1 9	Cover - piston					
	1-48269-011-0			02	AB	
2 1	Seal ring - spring chamber					
	1-48259-049-0			02	AB	
2 2	Support ring - spring chamber					
	1-48259-019-0			02	AB	
2 3	Seal gasket - spring chamber					
	1-48259-047-0			02	AB	
2 4	Bearing - spring chamber					
	1-48259-020-0			03	AB	
2 5	Pressure plate - spring chamber					
	1-48259-077-0		Left	01	AB	
	1-48259-078-0		Right	01	AB	
2 6	Nut - Pressure plate					
	1-48259-058-0			04	AB	
2 7	Spring washer - Pressure plate					
	9-09150-508-0			02	AB	
					Inner diameter=8.2	
2 8	Bracket - Pressure plate					
	1-48259-059-0			02	AB	
2 9	Bolt - Pressure plate					
	1-48259-050-0			02	AB	

3-41		Rear brake air chamber				
Figure No.		Recommended specifications / part name				
SN	Isuzu figure No.	QingLing figure No.	Left/Right	Qty.	Model used /Apply to/Precautions	
					A	B
						Short-wheel base chassis
						Center-wheel base chassis
3 1		Joint				
	1-47459-013-0			01	AB	
3 2		Joint - Spring chamber				
	1-09660-959-0			03	AB	(A)
	1-09661-132-0			01	AB	(B)
3 3		Stopper - Diaphragm				
	1-48259-044-0			04	AB	
3 4		Diaphragm				
	1-48252-056-0			02	AB	
3 5		Rod end plate- Spring chamber				
	1-48253-010-0			02	AB	
3 6		Support -Spring chamber				
	1-48259-043-0			02	AB	
3 7		Lower spring - spring chamber				
	1-48255-016-0			02	AB	
3 8		Cover - Rods and plates				
	1-48259-066-0			02	AB	
3 9		Cover				
	1-48259-065-0			02	AB	
4 0		Lower cover assembly - spring chamber				
	1-48259-067-1		Left	01	AB	
	1-48259-068-1		Right	01	AB	
4 1		Coupling assembly - under cover				
	1-48259-075-0			02	AB	
6 7		Seal gasket - spring chamber				
	1-48259-053-0			02	AB	
6 9		Hose- Pressure plate				
	1-48259-051-0			02	AB	

Rear brake air chamber					3-41
					Figure No.
SN	Recommended specifications / part name				
	Isuzu figure No.	QingLing figure No.	Qty.	Model used /Apply to/Precautions	
				A Short-wheel base chassis B Center-wheel base chassis	
70	---	Exhaust plug - spring chamber	02	AB	
	1-48259-052-0				

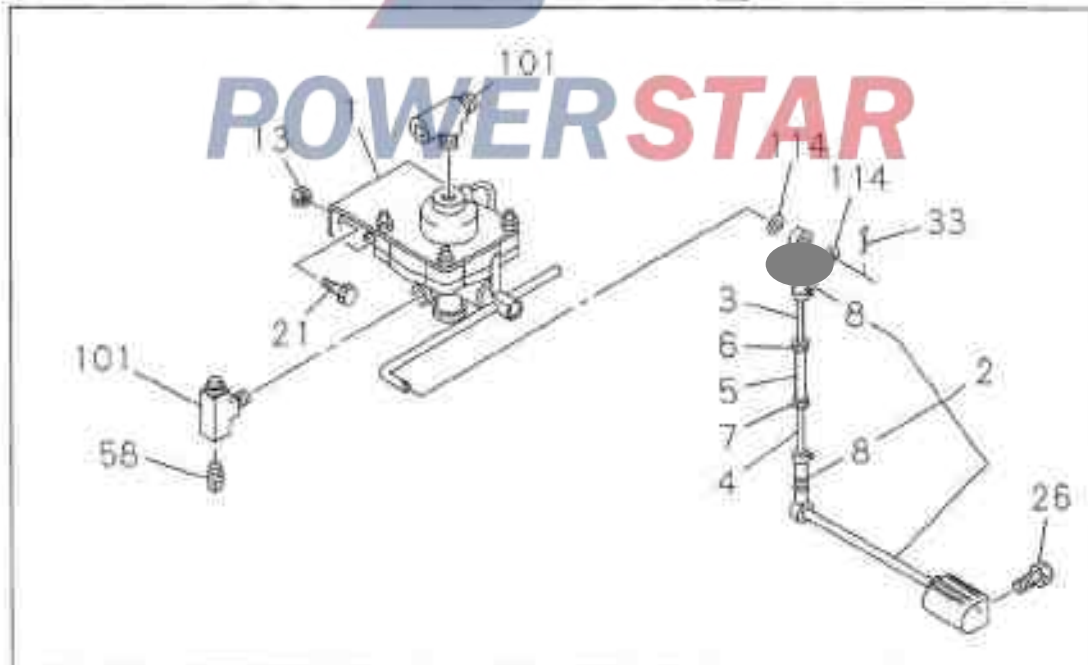
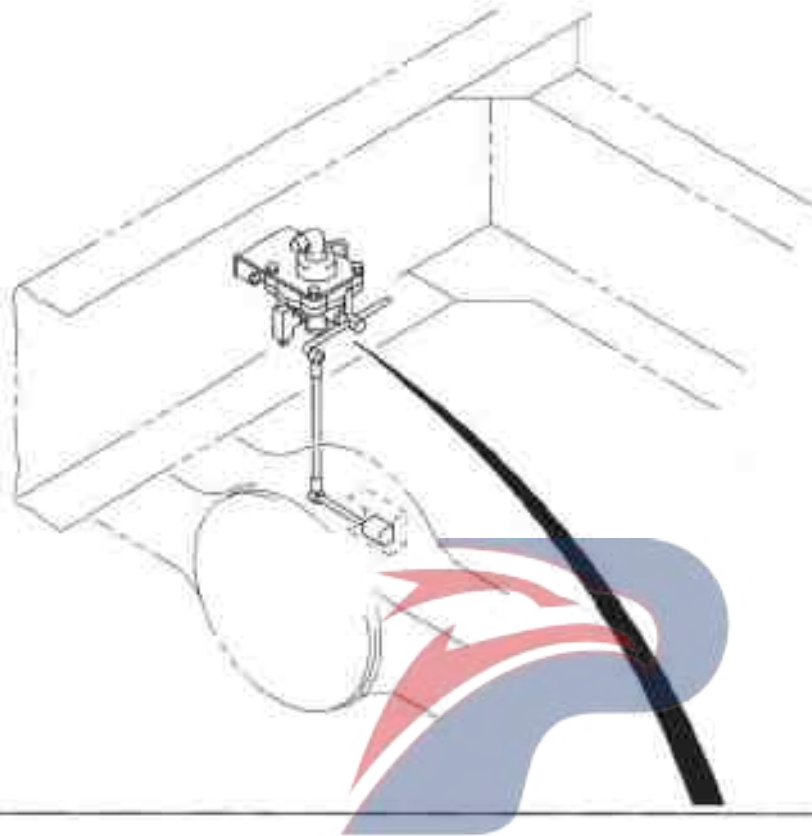


POWERSTAR

3-45

LSPV
Installation

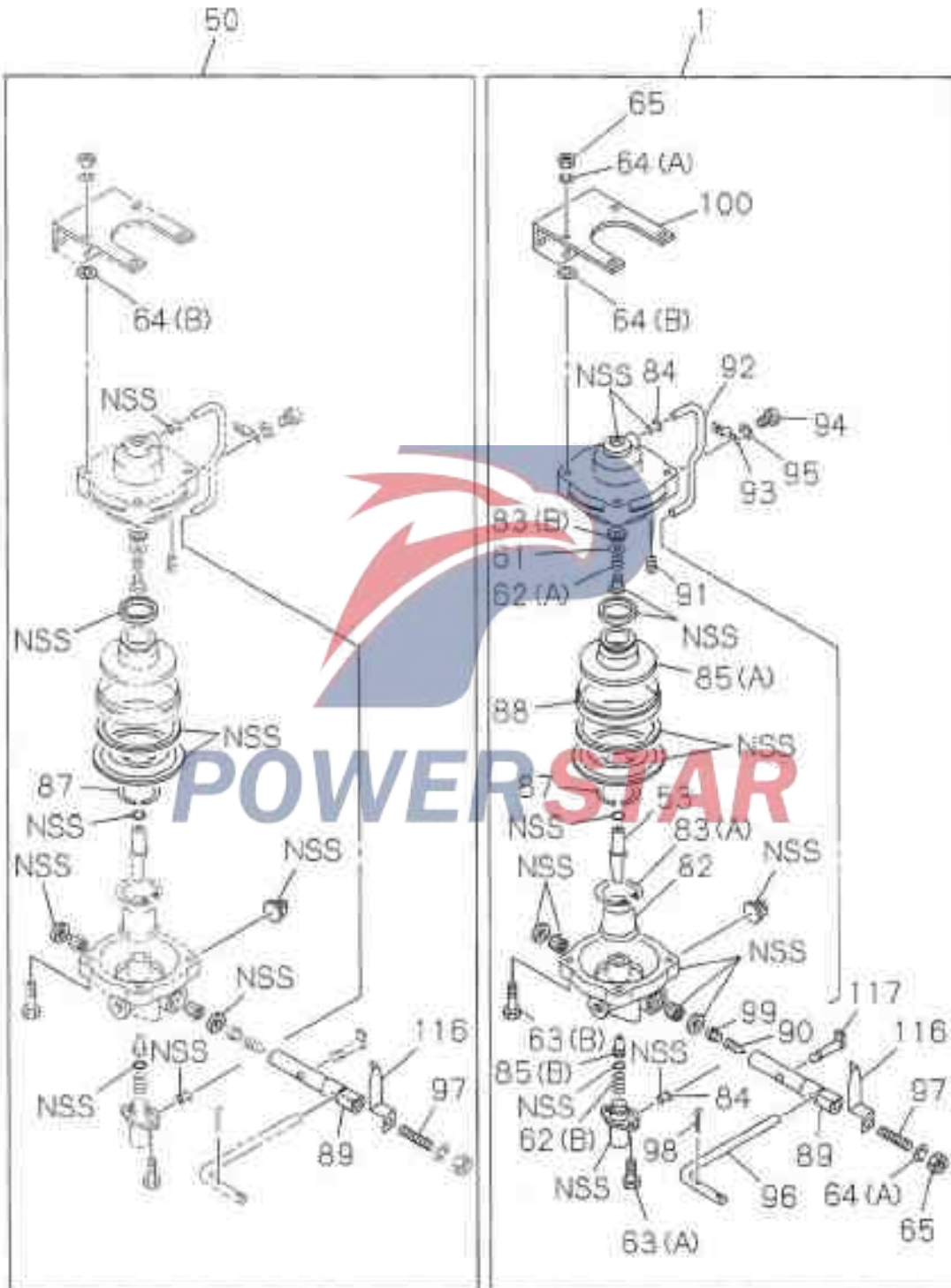
Figure No.



LSPV
Assemblies and repair kit

3-45

Figure No.

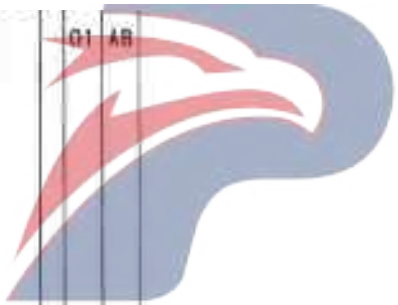


3-45		LSPV			
Figure No.					
SN	Recommended specifications / part name				
	Isuzu figure No.	QingLing figure No.	Qty.	Model used /Apply to/Precautions	
				A	Short-wheel base chassis
				B	Center-wheel base chassis
1	---	LSPV assembly			
	1-47720-062-0		01	AB	
2	---	Buffer			
	1-47725-012-0		01	AB	
3	---	Upper brace			
	1-09765-290-0		01	AB	
4	---	Lower brace			
	1-09765-283-0		01	AB	
5	---	Connector			
	1-09766-091-0		01	AB	
6	---	Locking nut - Upper brace			
	9-09111-408-0		01	AB	
7	---	Locking nut -Lower brace			
	1-09409-002-0		01	AB	Rotate left
8	---	End - brace			
	1-47723-001-0		02	AB	
1 3	---	Nut - LSPV assembly bracket to frame			
	0-91150-108-0		03	AB	Reel
2 1	---	Bolt - LSPV assembly bracket to frame			
	0-28580-835-0		03	AB	M8X35 Reel China
2 6	---	Bolt - Buffer			
	0-28080-812-0		02	AB	M8X12 Reel
3 3	---	Split cotton pin			
	9-08112-025-0		01	AB	
5 0	---	Repair kit - LSPV			
	1-47769-088-0		01	AB	

LSPV						3-45
						Figure No.
SN	Recommended specifications / part name					
	Isuzu figure No.	QingLing figure No.	Leaklight	Qty.	Model used /Apply to/Precautions	
					<input type="checkbox"/> Short-wheel base chassis <input type="checkbox"/> Center-wheel base chassis	
5 3	Plunger -LSPV					
	1-47769-033-0			01 AB		
5 8	Joint - LSPV					
	1-47459-013-0			02 AB		
6 1	Support -Spring					
	1-47769-026-0			01 AB		
6 2	Spring - LSPV					
	1-47769-025-0			01 AB	(A)	
	1-47769-042-0			01 AB	(B)	
6 3	Bolt - LSPV					
	1-47769-045-0			02 AB	(A)	
	1-47769-094-0			04 AB	(B)	
6 4	Slotted washer - LSPV					
	1-47769-036-0			05 AB	(A)	
	1-47769-079-0			04 AB	(B)	
6 5	Nut - LSPV					
	1-47769-095-0			05 AB		
8 2	Plunger guide -LSPV					
	1-47769-016-0			01 AB		
8 3	Support ring					
	1-47769-017-0			01 AB	(A)	
	1-47769-027-0			01 AB	(B)	
8 4	Slotted gasket					
	1-47769-021-0			02 AB		
8 5	Plunger -LSPV					
	1-47769-023-0			01 AB	(A)	

3-45		LSPV			
Figure No.					
SN	Recommended specifications / part name				
	Isuzu figure No.	QingLing figure No.	Qty.	Model used /Apply to/Precautions	
				A	Short-wheel base chassis
				B	Center-wheel base chassis
85	Plunger -LSPV				
	1-47769-043-0		01	AB	(B)
87	Diaphragm support pad				
	1-47769-086-0		01	AB	
88	Diaphragm guide block				
	1-47769-032-0		01	AB	
89	Connecting rod - LSPV				
	1-47769-063-0		01	AB	
90	Screw - Cam				
	1-47769-039-0		01	AB	
91	Filter - LSPV				
	1-47769-047-0		01	AB	
92	Tube - LSPV				
	1-47769-048-0		01	AB	
93	Clips - Tube				
	1-47769-050-0		01	AB	
94	Bolt- Tube				
	1-47769-051-0		02	AB	
95	Slotted gasket				
	1-47769-052-0		02	AB	
96	Operation arm				
	1-47769-110-0		01	AB	
97	Bolt - Operation arm				
	1-47769-081-0		01	AB	
98	Open lock pin				
	9-08112-015-0		01	AB	Length=15
99	Screw				
	1-47769-055-0		01	AB	

					LSPV	3-45
					Figure No.	
Recommended specifications / part name						
SN	Isuzu figure No.	QingLing figure No.	Part Sight	Qty.	Model used /Apply to/Precautions	
					A	B
					Short-wheel base chassis Center-wheel base chassis	
1 0 0	----	Support - LSPV				
	1-47769-111-0			01	AB	
1 0 1	----	Three-pass joint- LSPV				
	1-09560-966-0			02	AB	
1 1 4	----	Flat washer - LSPV				
	9-09160-508-0			02	AB	Inner diameter=8
1 1 6	----	Indicator - LSPV				
	1-47769-076-0			01	AB	
1 1 7	----	Camshaft - LSPV				
	1-47769-038-0			01	AB	

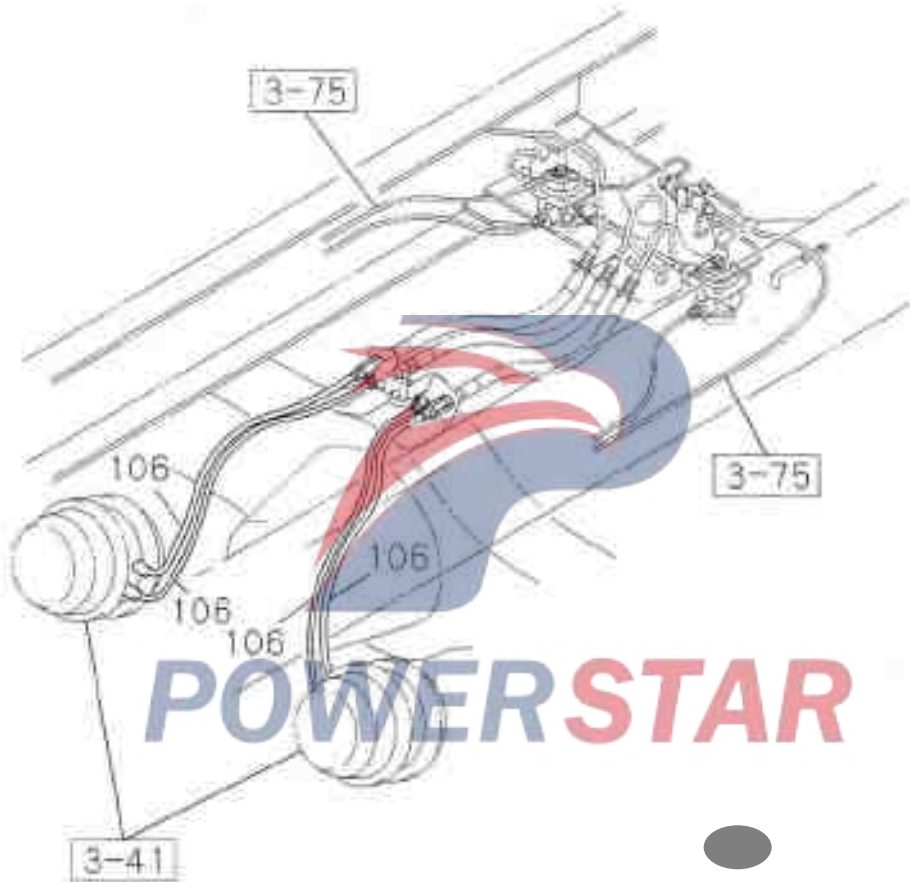


POWERSTAR

3-55

Rear brake air pipe

Figure No.



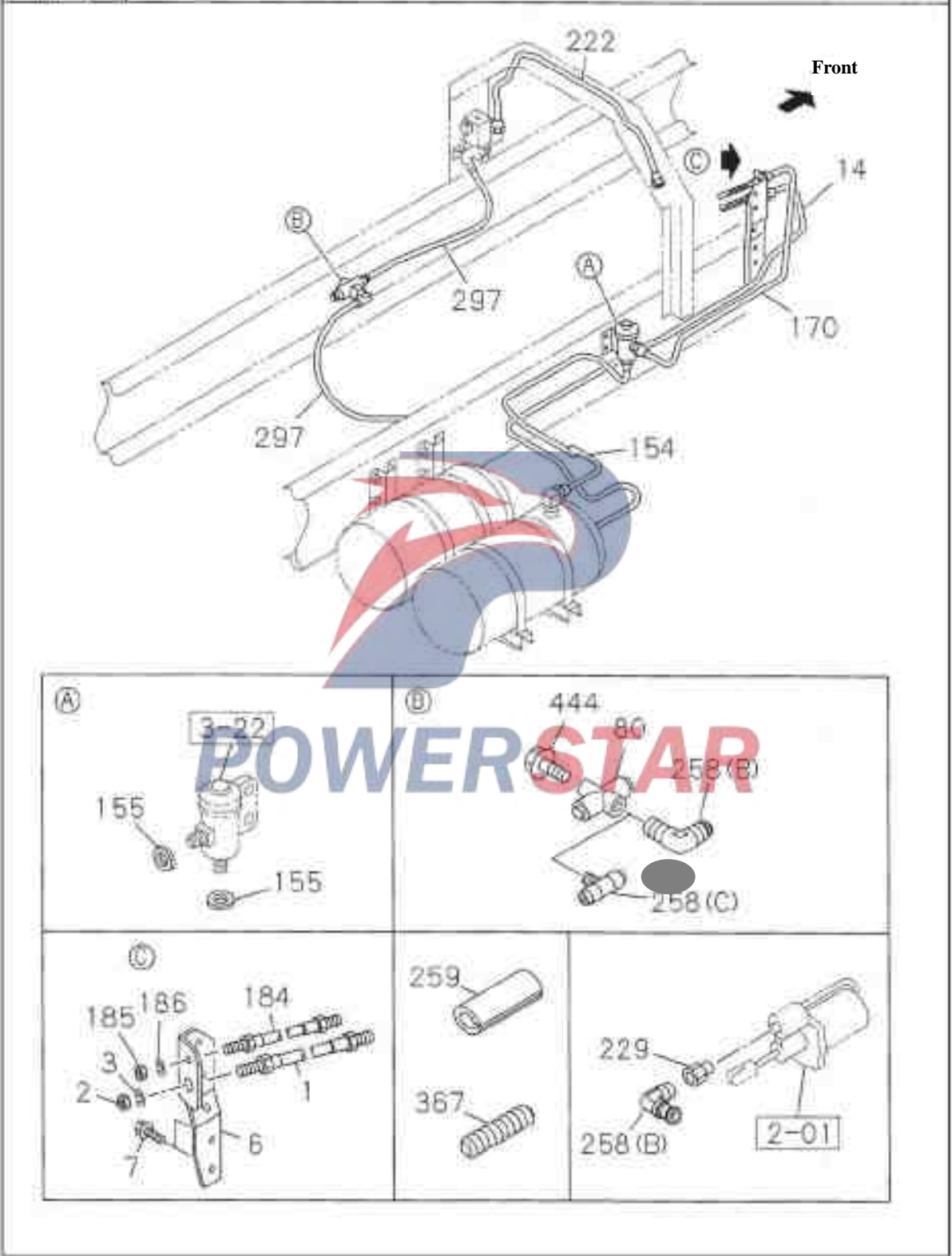
					Rear brake air pipe		3-55
					Figure No.		
SN	Recommended specifications / part name						
	Isuzu figure No.	QingLing figure No.	Length	Qty.	Model used /Apply to/Precautions		
					A	Short-wheel base chassis	
					B	Center-wheel base chassis	
106	---	Nylon hose			AR	AB	
	1-87410-069-0						Maintenance length =2000 Outside diameter=12



POWERSTAR

3-70 **Brake line system**
Frame side

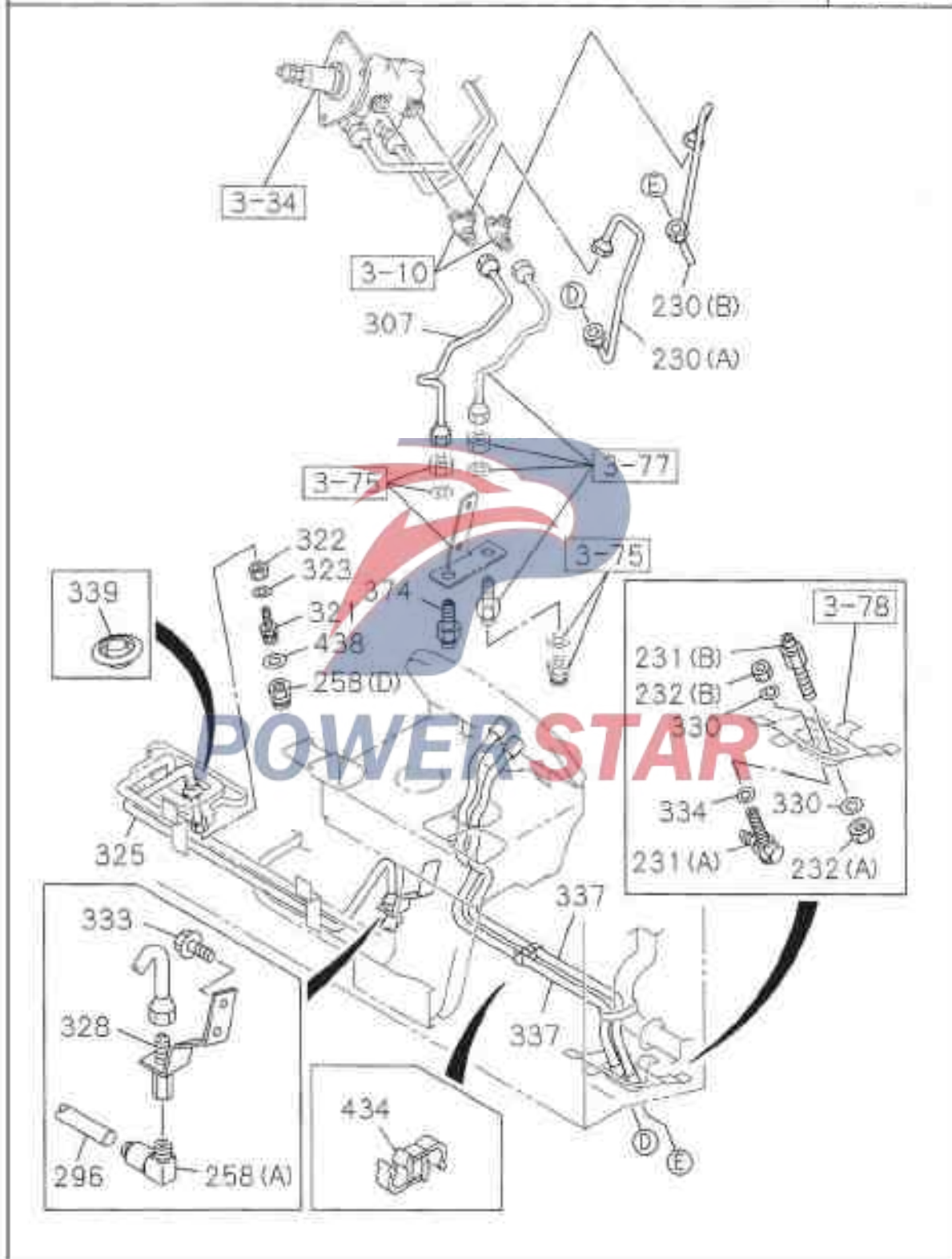
Figure No.



Brake line system
Inside and outside the cab

3-70

Figure No.



3-70		Brake line system			
Figure No.		Recommended specifications / part name			
SN	Isuzu figure No.	QingLing figure No.	Qty.	Model used /Apply to/Precautions	
				Left/Right	Short-wheel base chassis Center-wheel base chassis
1	Hose- Air reservoir				
	1-09363-530-0		01	AB	6HH1 Engine boost Length=360
	1-09363-560-1		01	AB	6HK1 Engine boost Length=320
2	Nut - Air reservoir hose				
	9-09111-422-0		01	AB	M22
3	Spring washer- Air reservoir hose				
	9-09150-522-0		01	AB	Inner diameter=22 China
6	Bracket - Air reservoir hose				
	1-47477-264-2		01	AB	
7	Bolt - Air reservoir hose bracket				
	0-28680-830-0		02	AB	M8X30 Reel
14	Hard-tube - Pressure limiting valve to hose				
	1-49118-753-0		01	AB	China
80	Three-pass joint				
	1-09661-129-0		01	AB	6HK1 Engine boost Non-air suspension seat Air suspension seat
154	Hard tube - Air reservoir to pressure limiting valve				
	1-49118-524-0		01	AB	China
155	Gasket - Hard tube				
	9-09572-510-0		02	AB	Inner diameter=11
170	Hard-tube - Pressure limiting valve to hose				
	1-49118-852-0		01	AB	China
184	Hose - Pressure limiting valve				
	1-09363-584-0		01	AB	Euro II Emission System Length = 330
	1-09363-651-0		01	AB	Non -Euro II Emission System Length = 350

					Brake line system	3-70
					Figure No.	
Recommended specifications / part name						
SN	Isuzu figure No.	QingLing figure No.	Qty.	Lea right	Model used /Apply to/Precautions	
					A	B
					Short-wheel base chassis	
					Center-wheel base chassis	
1 8 5	-----	Nut - hose				
	9-09840-280-0		01	AB		M12
1 8 6	-----	Spring washer				
	9-09150-512-0		01	AB		Inner = 12
2 2 2	-----	Hard pipe assembly - exhaust valve solenoid valve control				
	1-47434-389-0		01	AB		6HH1 Standard engine Lengt = 1105 Maintenance = 1250 China
	1-47426-351-0		01	AB		6HK1 Engine boost Length = 1052 Maintenance = 1100 China
2 2 9	-----	Adapter - Nylon tube				
	1-09660-873-0		01	AB		
2 3 0	-----	Hard tube assembly - air brake valve to cab connector				
	1-49116-433-0		01	AB		(A) Length = 426 China
	1-49116-434-0		01	AB		(B) Length = 483 China
2 3 1	-----	Connected device - hard tube				
	1-09654-186-2		01	AB		(A) M10
	1-09654-361-0		01	AB		(B) M10
2 3 2	-----	Nut -Connected fixture				
	1-09400-029-0		01	AB		(A) M10 Height = 8
	9-09110-410-0		01	AB		(B) M10

3-70		Brake line system			
Figure No.		Recommended specifications / part name			
SN	Isuzu figure No.	QingLing figure No.	Length	Qty.	Model used /Apply to/Precautions
					A Short-wheel base chassis
2 5 8 --- Joint - Nylon tube					
	1-09660-644-1			01	AB Air suspension seat (A)
	1-09660-875-0			01	AB Air suspension seat (D)
	1-09660-957-0			01	AB 6HH1 Standard engine Air suspension seat 6HK1 Engine boost Non-air suspension seat (B)
	1-09660-996-0			01	AB 6HK1 Engine boost Air suspension seat
2 5 9 --- Rubber sleeve - Nylon tube					
	1-09337-013-0			02	AB Inner diameter=29\ Outside diameter=39\ Length=40
2 9 6 --- Nylon tube					
	1-09366-256-0			AR	AB Length = 1200\ Outside diameter =6
	1-67410-069-0			AR	AB Maintenance length = 2000\ Outside diameter =12
2 9 7 --- Nylon tube					
	1-67410-069-0			AR	AB Maintenance length = 2000\ Outside diameter =12
	1-67410-073-0			AR	AB Maintenance length = 2000\ Outside diameter =8
	1-67410-074-0			AR	AB Maintenance length = 4000\ Outside diameter =8
3 0 7 --- Hard tube assembly - Hose to valve bracket					
	1-49113-427-2			01	AB Length=450 China
3 2 1 --- Joint - Hose					
	1-09656-738-0			01	AB Air suspension seat
3 2 2 --- Nut - hose Joint					
	1-09400-029-0			01	AB Air suspension seat M10 Height=8

Brake line system						3-70
						Figure No.
SN	Recommended specifications / part name					
	Isuzu figure No.	QingLing figure No.	Left/Right	Qty.	Model used /Apply to/Precautions	
					Short-wheel base chassis Center-wheel base chassis	
3 2 3	Lock washer					
	9-09150-510-0			01 AB	Air suspension seat Inner diameter=10.2	
3 2 5	Hard tube assembly - Hose to connected device					
	1-49116-077-0			01 AB	Air suspension seat Length = 791	
3 2 8	Connected device - hard tube					
	1-47470-415-1			01 AB	Air suspension seat	
3 3 0	Lockwasher - vent connector					
	9-09150-510-0			02 AB	Inner diameter = 10.2	
3 3 3	Bolt- Gas tube connected devices					
	8-94279-201-0			02 AB	Air suspension seat MEX16 Spring washer and flat washer (90 amps). China	
3 3 4	Gasket pad- Gas tube connected devices					
	1-09503-045-0			01 AB	Inner diameter = 10.5 Outside diameter =22 Thickness =4	
3 3 7	Hose assembly- Connected to barometer					
	0-07210-720-0			02 AB	Length = 720	
3 3 9	Hole cover					
	8-94279-720-0			01 AB	Non-air suspension seat	
3 6 7	Corrugated					
	1-87410-088-0			AR AB	Maintenance length =2000 Inner diameter = 10	
3 7 4	Connector					
	1-09654-380-0			01 AB	M16	
4 3 4	Clips					
	1-09709-221-0			01 AB	Inner diameter = 10 and 10	
4 3 8	Flat washer -Joint					
	1-09985-184-0			01 AB	Air suspension seat Inner diameter = 10.5 Outside diameter = 22 Thickness = 2.6 China	

3-70		Brake line system			
Figure No.		Recommended specifications / part name			
SN	Isuzu figure No.	QingLing figure No.	Qty.	Model used /Apply to/Precautions	
				A	B
4 4 4	---	NUT- Connector			
	0-28080-825-0		01	AB	6HH1 Standard engine Air suspension seat 6HK1 Engine boost M8X25 Reel

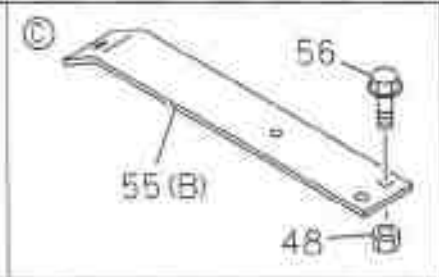
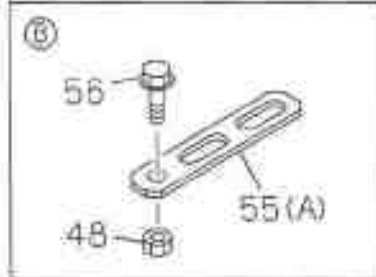
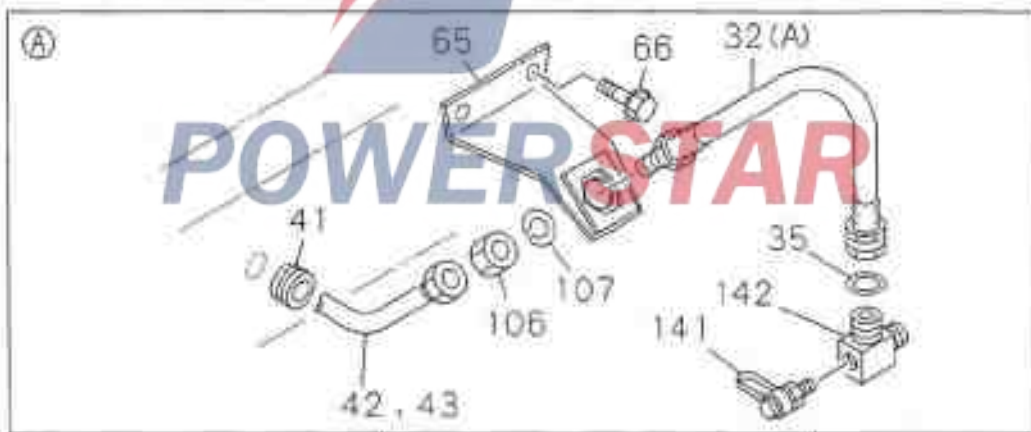
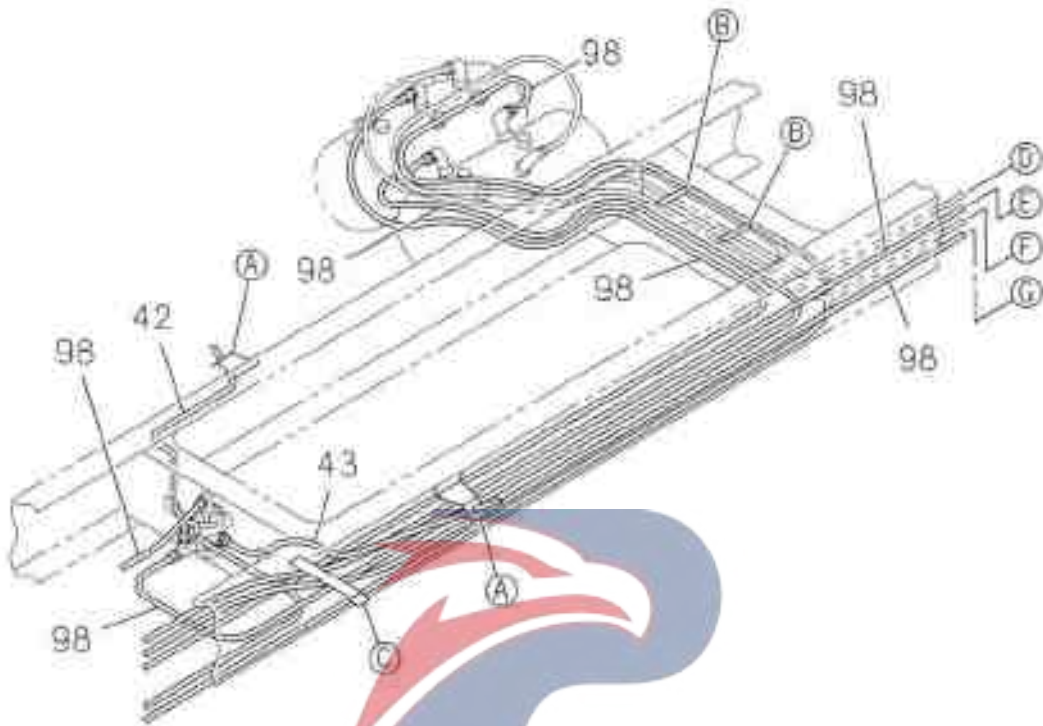


POWERSTAR

Front brake line
Frame side

3-75

Figure No.

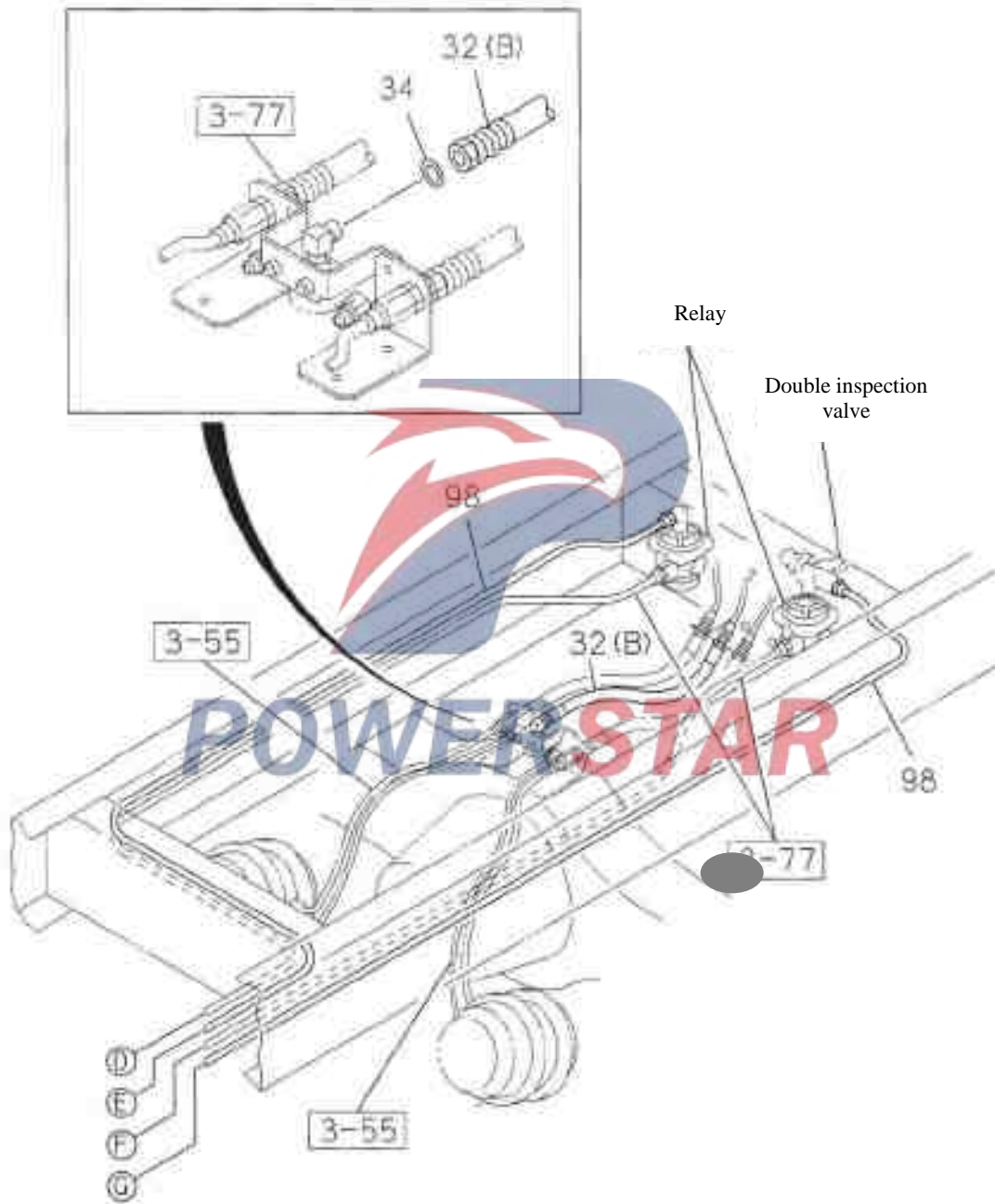


3-75

Front brake line

Figure No.

Frame side

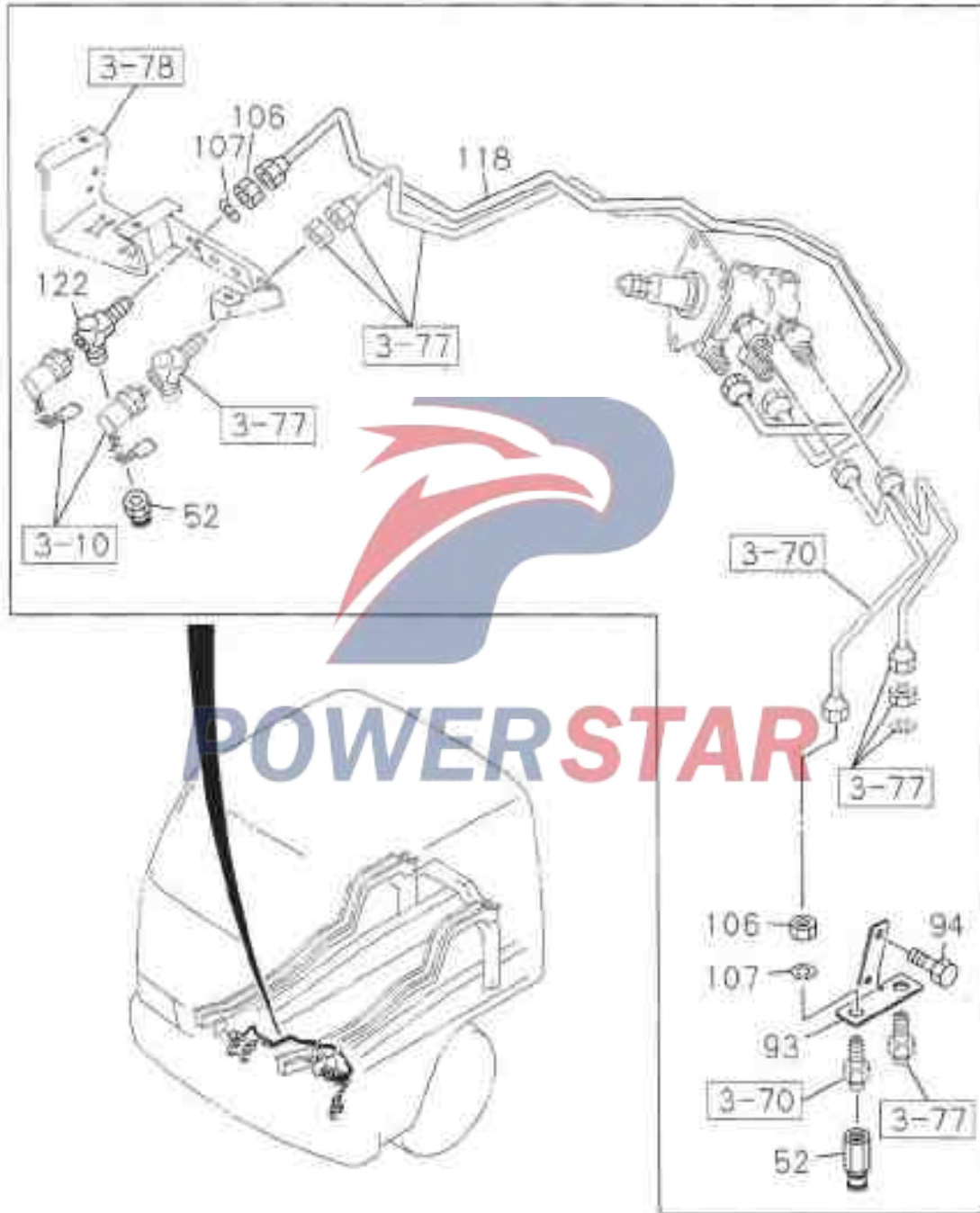


Front brake line

Cab side

3-75

Figure No.



3-75		Front brake line			
Figure No.		Recommended specifications / part name			
SN	Isuzu figure No.	QingLing figure No.	Qty.	Model used /Apply to/Precautions	
				A	B
		Length			
3 2	Hose- Front				
	0-07475-630-1		02	AB	(A) Length = 630
	0-07607-610-1		01	AB	(B) Length = 610
3 4	Seal Gasket - Hose				
	9-09572-510-0		01	AB	Inner diameter = 11
3 5	Seal Gasket - Hose				
	9-09572-510-0		02	AB	Inner diameter = 11
4 1	Grommet -Gas tube				
	1-09332-011-1		02	AB	Inner diameter = 28 Outside diameter = 35
4 2	Gas tube - Quick relay valve to connector				
	1-47426-388-0		01	AB	Length = 1185 Maintenance length = 1250 China
4 3	Gas tube -Relay valve to hose				
	1-47426-388-0		01	AB	Length = 1194 Maintenance length = 1250 China
4 8	Nut - Joint bracket				
	0-91150-108-0		02	AB	M8 Reel
5 2	Joint - Nylon hose				
	1-09560-876-0		02	AB	M16
5 5	Bracket - Pipe joint				
	1-47477-514-3		02	AB	(A)
	1-47477-650-0		01	AB	(B)

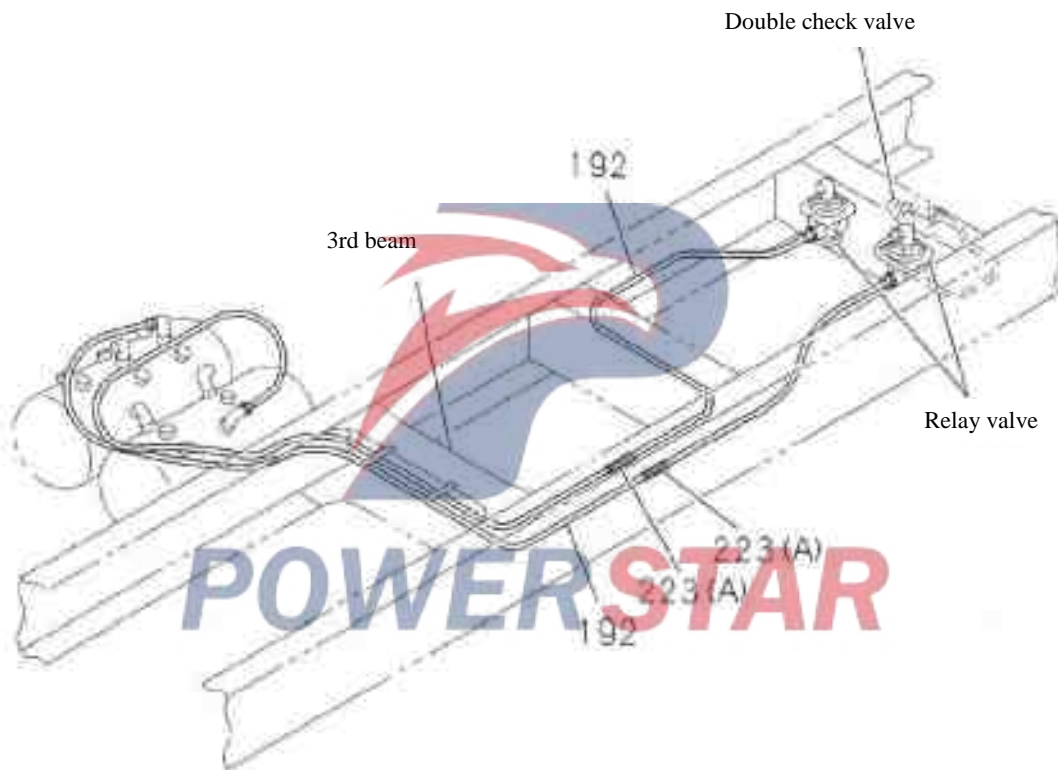
Front brake line						3-75
						Figure No.
SN	Recommended specifications / part name					
	Isuzu figure No.	QingLing figure No.	Left/Right	Qty.	Model used /Apply to/Precautions	
					A Short-wheel base chassis B Center-wheel base chassis	
5 6	----- Bolt - Bracket joint					
	0-28181-016-0			02 AB	M10X16 Reel	
	0-28680-825-0			02 AB	M8X25 Reel	
6 5	----- Bracket - Hose					
	1-47476-210-0		L	01 AB		
	1-47476-211-0		R	01 AB		
6 6	----- Bolt - Hose bracket					
	0-28080-812-0			04 AB	M8X12 Reel	
9 3	----- Bracket - Pipe joint					
	1-71996-119-0			01 AB		
9 4	----- Bolt - Bracket					
	8-94279-208-0			02 AB	M8X20 China With self-locking washers and flat washers	
9 8	----- Nylon tube					
	1-09369-544-0		AR	AB	Maintenance length = 3000 Outside diameter = 12	
	1-09369-578-0		AR	AB	Maintenance length = 3000 Outside diameter = 8	
	1-87410-069-0		AR	AB	Maintenance length = 2000 Outside diameter = 12	
	1-87410-071-0		AR	AB	Maintenance length = 6000 Outside diameter = 12	
	1-87410-072-0		AR	AB	Maintenance length = 8000 Outside diameter = 12	
	1-87410-073-0		AR	AB	Maintenance length = 2000 Outside diameter = 8	
	1-87410-074-0		AR	AB	Maintenance length = 4000 Outside diameter = 8	
	1-87410-075-0		AR	AB	Maintenance length = 6000 Outside diameter = 8	
	1-87410-076-0		AR	AB	Maintenance length = 8000 Outside diameter = 8	

3-75		Front brake line			
Figure No.		Recommended specifications / part name			
SN	Isuzu figure No.	QingLing figure No.	Qty.	Model used /Apply to/Precautions	
				A	B
				Short-wheel base chassis	
				Long-wheel base chassis	
1 0 6	Nut - hose				
	9-99111-415-0		04	AB	M16 China
	9-99111-420-0		01	AB	M20 China
1 0 7	Lock washer - hose				
	9-09150-516-0		04	AB	Inner diameter =16
	9-09150-520-0		01	AB	Inner diameter =20 China
1 1 7	Corrugated tube				
	1-87410-088-0		AR	AB	Service length =2000 Inner diameter = 10
	1-87410-091-0		AR	AB	Service length =2000 Inner diameter = 13
	1-87410-098-0		AR	AB	Service length =2000 Inner diameter =28
	1-87410-100-0		AR	AB	Service length =2000 Inner diameter = 25
	1-87410-104-0		AR	AB	Service length =2000 Inner diameter = 32
1 1 8	Gas tube -Brake valve to hose				
	1-49116-437-0		01	AB	Length = 1303 China
1 2 2	Joint - Hose				
	1-09656-329-1		01	AB	M16&M16&PT1/4
1 4 1	Joint detection				
	1-47459-013-0		01	AB	
1 4 2	Three-pass joint				
	1-09660-838-0		01	AB	

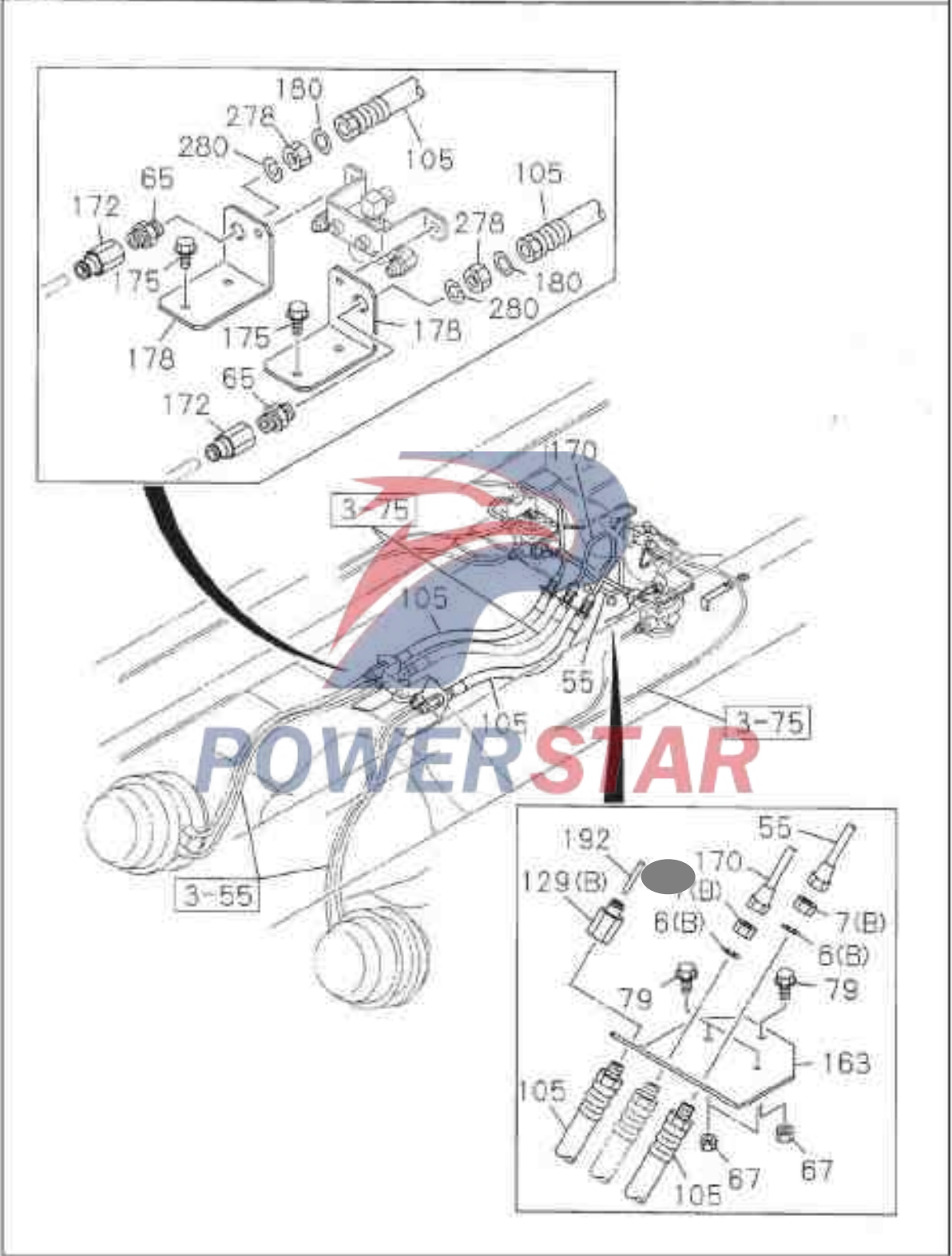
Rear brake line
Cab side

3-77

Figure No.



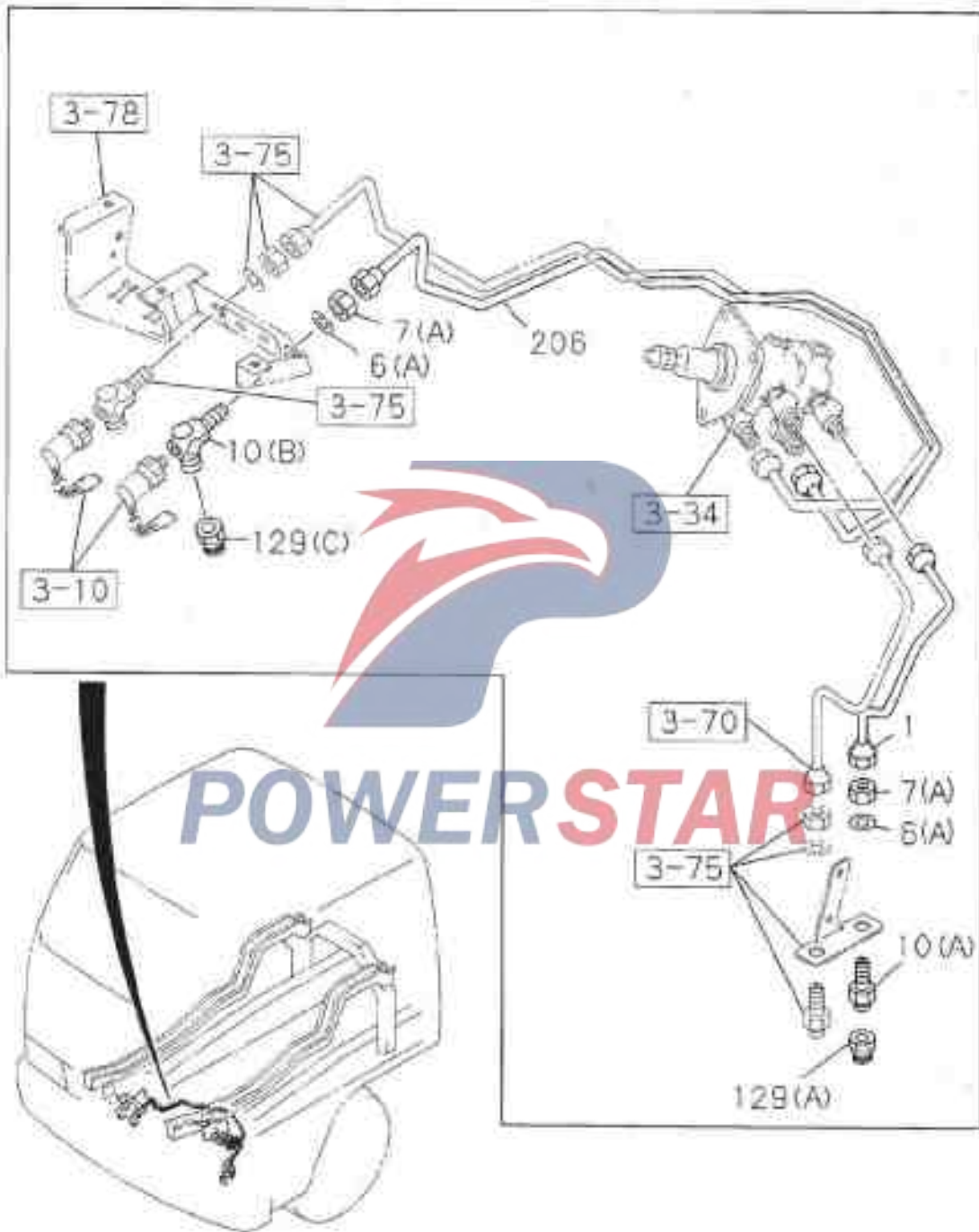
3-77	Rear brake line
Figure No.	Cab side



Rear brake line
Frame side

3-77

Figure No.

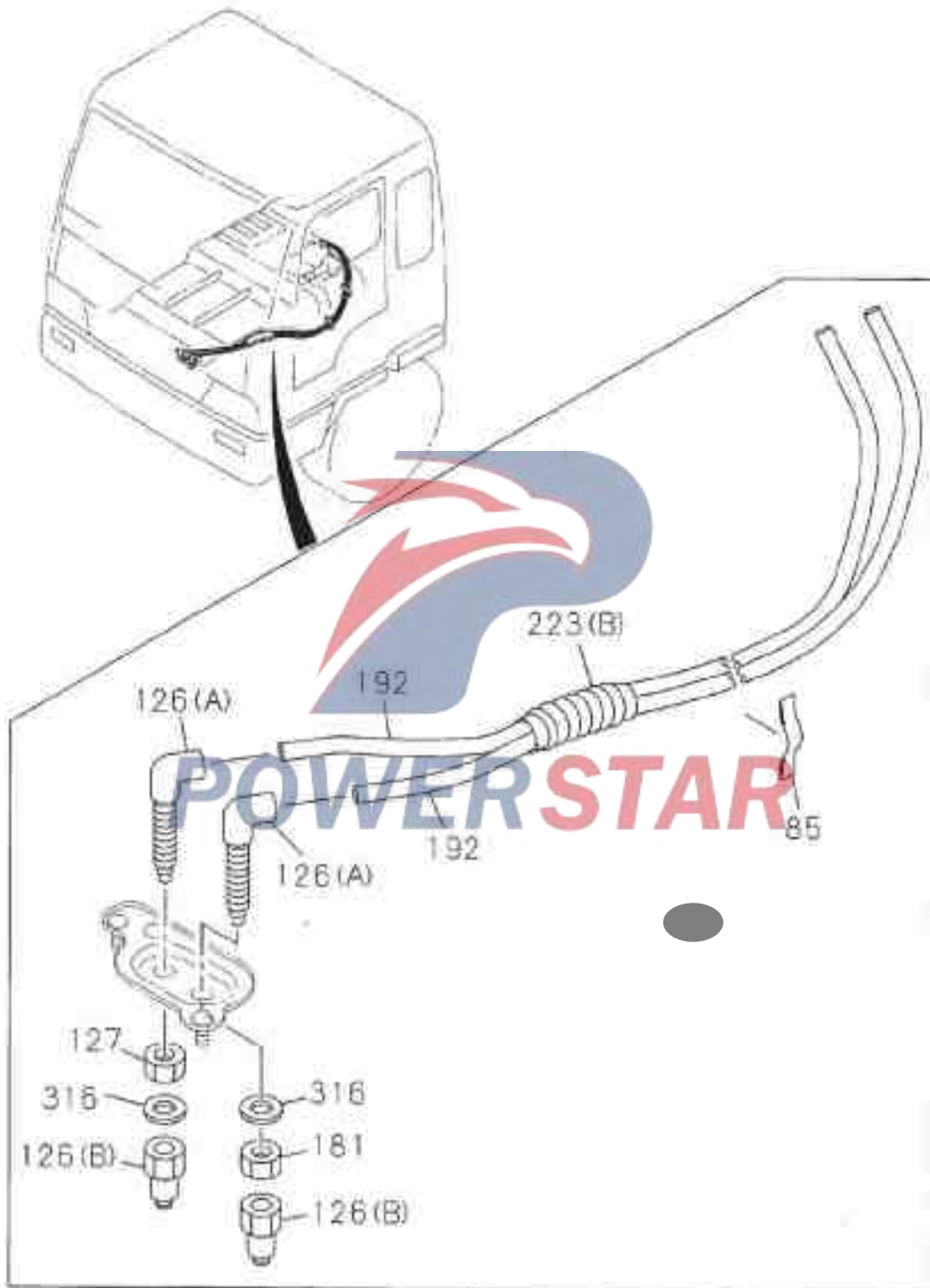


3-77

Rear brake line

Figure No.

Frame side



		Rear brake line			3-77
					Figure No.
SN	Recommended specifications / part name				
	Isuzu figure No.	QingLing figure No.	Qty.	Model used /Apply to/Precautions	
				A Short-wheel base chassis B Long-wheel base chassis	
1	Gas tube- Hose to brake valve				
	1-49113-425-2		01	AB	Length 425 China
6	Locking gasket - hose				
	9-09150-516-0		02	AB	(A) Inner diameter =16
	9-09150-520-0		02	AB	(B) Inner diameter=20
7	Nut - hose				
	9-99111-416-0		02	AB	(A) M16
	9-99111-420-0		02	AB	(B) M20
10	Joint - Hose				
	1-09654-380-0		01	AB	(A) M16
	1-09656-329-1		01	AB	(B) M16 & M16 & PT1/4
55	Gas tube -Relay valve to hose				
	1-49118-717-0		01	AB	
65	Joint - Brake power chamber hose				
	1-09654-240-1		02	AB	M20
67	Nut - Bracket fixed				
	0-91150-108-0		03	AB	M8Reel
79	Bolt - Hose bracket				
	0-29680-825-0		03	AB	M8x25 Reel

3-77		Rear brake line			
Figure No.					
SN	Recommended specifications / part name				
	Isuzu figure No.	QingLing figure No.	Qty.	Model used /Apply to/Precautions	
				A	Short-wheel base chassis
				B	Long-wheel base chassis
85	Gasket- Nylon tube				
	1-72498-022-0		05	AB	100x40
105	Hose				
	0-07807-610-1		02	AB	Length=610
126	Joint - Nylon tube				
	1-09661-015-0		02	AB	(A) φ8 M20
	1-09661-381-0		02	AB	(B) φ8 M20
127	Nut - Joint				
	9-99111-420-0		01	AB	M20
129	Joint - Nylon tube				
	1-09660-875-0		01	AB	(C) φ8 M20
	1-09660-876-0		01	AB	(A) φ12 M16
	1-09660-877-0		01	AB	(B) φ12 M16
163	Bracket - Hose				
	1-47477-997-1		01	AB	
170	Gas tube -Relay valve to hose				
	1-49118-957-0		01	AB	
172	Adapter - Joint				
	1-09660-877-0		02	AB	φ12 M16
175	Bolt- Pipe bracket				
	0-28080-812-0		04	AB	M8x12 Reel

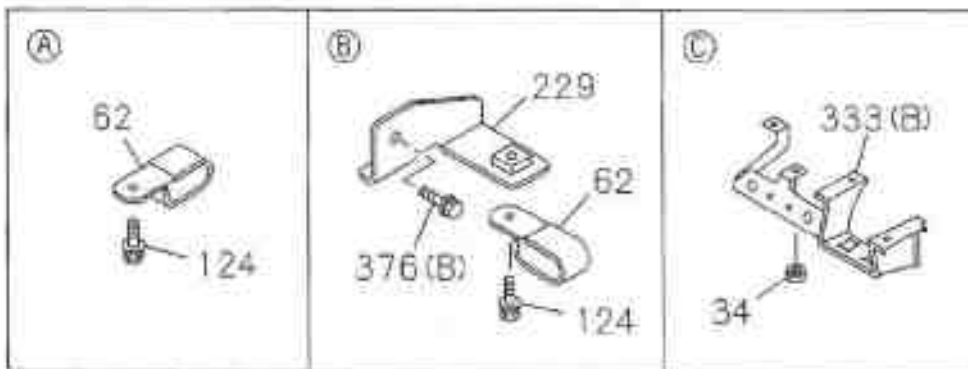
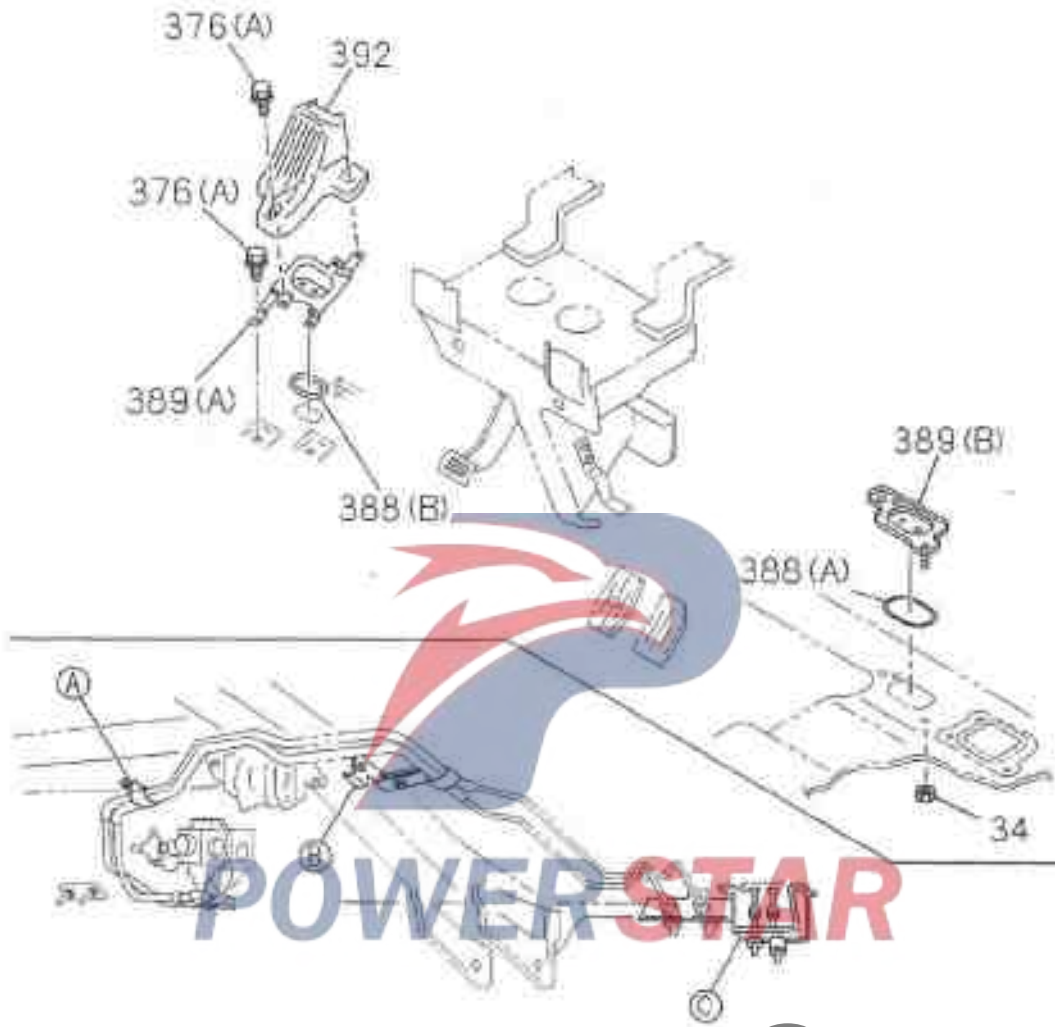
		Rear brake line		3-77
				Figure No.
Recommended specifications / part name				
SN	Isuzu figure No.	QingLing figure No.	Qty.	Model used /Apply to/Precautions
				A Short-wheel base chassis B Long -wheel base chassis
1 7 8	Joint bracket			
	1-47477-517-0		L 01	AB
	1-47477-516-0		R 01	AB
1 8 0	Gasket - hose			
	9-09572-510-0		02	AB Inner diameter=11
1 8 1	Nut- Pipe Joint			
	9-99111-420-0		01	AB M20 China
1 9 2	Nylon tube			
	1-87410-071-0		AR AB	Service length =6000 Outside diameter =12
	1-87410-072-0		AR AB	Service length =8000 Outside diameter =12
	1-87410-073-0		AR AB	Service length =2000 Outside diameter =8
2 0 6	Gas tube -Relay valve to hose			
	1-49116-438-0		01	AB Length=145 China
2 2 3	Corrugated tube			
	1-87410-100-0		AR AB	A Service length =2000 Inner diameter=25
	1-87410-102-0		AR AB	B Service length =2000 Inner diameter=15
2 7 8	Nut - Joint			
	9-99111-420-0		02	AB M20 China
2 8 0	Spring washer			
	9-09150-520-0		02	AB Inner diameter=20 China
3 1 6	Flat Washers			
	9-09160-520-0		02	AB Inner diameter=20

3-78

Gas tube mounting element

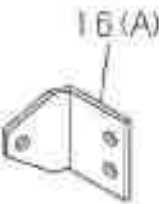





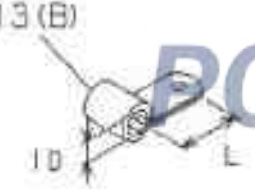

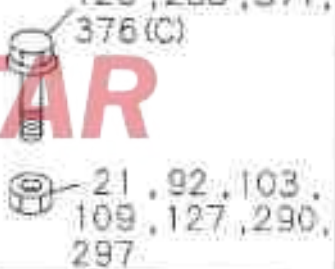




Cab side

Figure No.



Gas tube mounting element 3-78

Figure No.

 <p>16(A)</p>	 <p>16(B)</p>	 <p>16(C)</p>	
 <p>107(A)</p>	 <p>322</p>	 <p>318</p>	
 <p>13(B)</p> <p>10 L</p>	 <p>39</p> <p>10 L L</p>	 <p>20, 55, 108, 126, 288, 371, 376(C)</p> <p>21, 92, 103, 109, 127, 290, 297</p>	
 <p>375(A)</p>	 <p>333(A)</p>	 <p>76, 107(B), 128, 286, 361, 375(B)</p>	 <p>13(A), 91</p>

3-78
Gas tube mounting element
Figure No.

SN	Recommended specifications / part name			
	Isuzu figure No.	QingLing figure No.	Qty.	Model used /Apply to/Precautions
				A Short-wheel base chassis B Long-wheel base chassis
1 3	Clips- Nylon tube			
	1-09700-916-0		01 AB	(A) Inner diameter=7 Length=38 Thickness=21
	9-09524-675-0		01 AB	(B) Inner diameter=7 Length=40
	9-09524-635-0		01 AB	5HK1 Engine boost (B) Inner diameter=7 Length=20
1 6	Bracket- Pipe clamp			
	1-47476-699-2		01 AB	(A)
	1-47477-645-2		03 AB	(B) Length=100
	1-47478-439-0		01 AB	(C) Length=55 Thickness=25
2 0	Bolt - Clips			
	0-28680-825-0		01 AB	M10X25 Reel
2 1	Nut -Clips			
	9-09110-408-0		01 AB	M8
3 4	Nut - bracket			
	1-09985-340-0		04 AB	M8 With self-locking nut Chin
3 9	Clips - Gas tube			
	1-09700-675-0		01 AB	Inner diameter=6&7 Length=38
5 5	Bolt- Gas tube clips			
	0-28680-830-0		04 AB	M10X20 Reel
6 2	Clips - Gas tube			
	9-09535-236-0		02 AB	Inner diameter=3

Gas tube mounting element

3-78

Figure No.

SN	Recommended specifications / part name							
	Isuzu figure No.	QingLing figure No.						
			L=Left R=Right	QTY	A	B		
					Short-wheel base chassis			
					Long -wheel base chassis			
7.6	Clips- Nylon tube							
	1-09707-126-0			01	AB			Length=250
	1-09707-126-0			04	AB			Length=250
9.1	Clips - Gas tube							
	5-09700-351-0			04	AB			Inner diameter=11 Thickness=20 Length=20
9.2	Nut-Pipe clamp							
	0-91150-108-0			02	AB			M8 Reel
10.3	Clips- Nylon tube							
	0-91150-108-0			02	AB			M8 Reel
10.7	Clips- Nylon tube							
	1-09700-862-0			01	AB		(A)	Inner diameter=24.5 Thickness=25 Length=25
	1-09700-947-0			02	AB		(A)	Inner
	1-09700-990-0			01	AB		(A)	Inner diameter24.5 Thickness=35 Length=25
	1-09707-126-0			12	AB		(B)	Length=250
10.8	Bolt- Pipe clamp							
	0-28080-816-0			02	AB			M8X16 Reel
	0-28680-830-0			02	AB			M8X30 Reel
10.9	Nut-Pipe clamp							
	0-91150-108-0			02	AB AB			M8 Reel
12.4	Bolt- Pipe clamp							
	8-94279-208-0			02	AB			M8X20 With self-locking washers and flat washers China

3-78		Gas tube mounting element				
Figure No.						
SN	Recommended specifications / part name					
	Isuzu figure No.	QingLing figure No.	Left/Right	Qty.	Model used /Apply to/Precautions	
					A Short-wheel base chassis B Long -wheel base chassis	
1 2 6	Bolt - Clips bracket					
	0-28680-825-0			03 AB	M8X25 Reel	
	0-28680-835-0			03 AB	M8X35 Reel China	
1 2 7	Nut - Clips bracket					
	0-91150-108-0			06 AB	M8 Reel	
1 2 8	Clips- Nylon tube					
	1-09707-126-0			14 A	Length=250	
	1-09707-126-0			17 B	Length=250	
2 2 9	Bracket- Pipe clamp					
	1-79738-819-0			01 AB		
2 8 6	Clips- Nylon tube					
	1-09707-126-0			04 AB	Length=250	
2 8 8	Bolt- Gas tube clips					
	0-28680-825-0			02 AB	M8X25 Reel	
	0-28680-825-0			01 AB	EHK1 Engine boost M8X25 Reel	
2 9 0	Nut- Gas tube clips					
	0-91150-108-0			02 AB	M8 Reel	
	0-91150-108-0			01 AB	EHK1 Engine boost M8 Reel	
2 9 7	Nut - bracket					
	0-91150-108-0			01 AB	M8 Reel	
3 1 8	Clips - Gas tube					
	1-09709-276-1			02 AB	Inner diameter=6.35 and 15	

Gas tube mounting element					3-78
					Figure No.
Recommended specifications / part name					
SN	Isuzu figure No.	QingLing figure No.	Qty.	Model used /Apply to/Precautions	
				A	B
				Short-wheel base chassis	
				Long-wheel base chassis	
3 2 2	---	Bracket - Clips			
	1-47477-755-1		01	AB	Length=90
3 3 3	---	Clip - Brake shoe			
	1-47475-427-1		01	AB	(A)
	1-79738-804-4		01	AB	(B)
3 6 1	---	Clips-Barometer hose			
	5-09707-031-1		01	AB	Length=140 China
3 7 1	---	Bolt- Gas tube clips			
	0-28080-850-0		01	AB	M8X50 Reel
3 7 5	---	Clips - Gas tube			
	1-09700-843-0		01	AB	(A) Inner diameter=14
	1-09707-126-0		01	AB	(B)
3 7 6	---	Bolt - Bracket			
	0-28650-820-0		01	AB	(C) M8X25 Reel
	8-94279-201-0		05	AB	(A) M8X10 With lock washers and flat washers China
	6-94279-208-0		01	AB	(B) M8X20 With self-locking washers and flat washers China
3 8 8	---	Seal			
	1-79738-793-1		01	AB	(A) Length=280
	1-79738-794-1		01	AB	(B) Length=215

3-78		Gas tube mounting element			
Figure No.					
SN	Recommended specifications / part name				
	Isuzu figure No.	QingLing figure No.	Left/Right	Qty.	Model used /Apply to/Precautions
					A Short-wheel base chassis B Long-wheel base chassis
3 8 9	--- Bracket - joint				
	1-79738-790-1		01	AB	(A)
	1-79738-839-0		01	AB	(B)
3 9 2	--- Cover plate - Bracket				
	1-73996-264-1		01	AB	



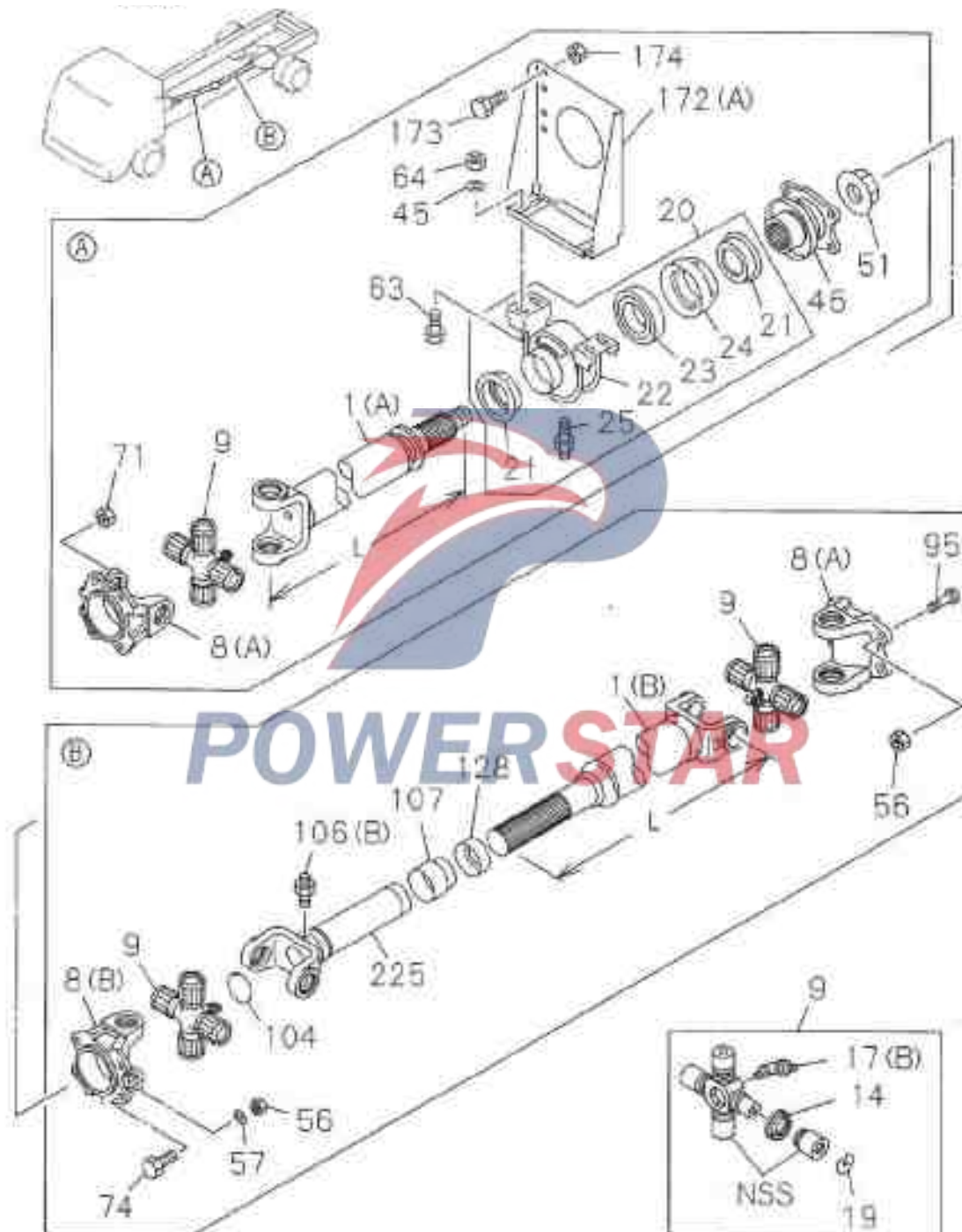
POWERSTAR

Drive shaft
Wheelbase 3900, 4600MM

4-01

Figure No.

Drive shaft

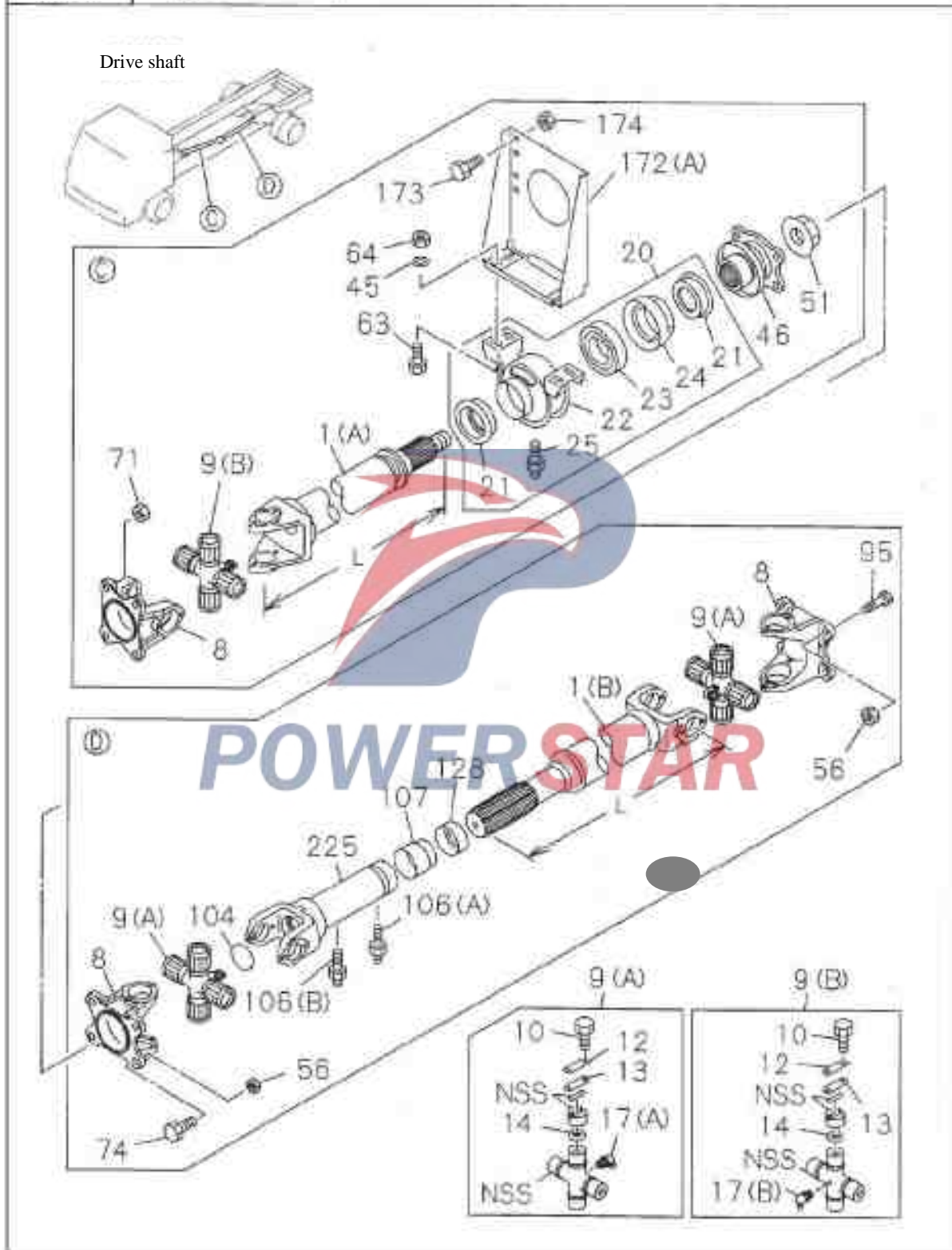


4-01

Drive shaft

Wheelbase 3900, 4600MM

Figure No.

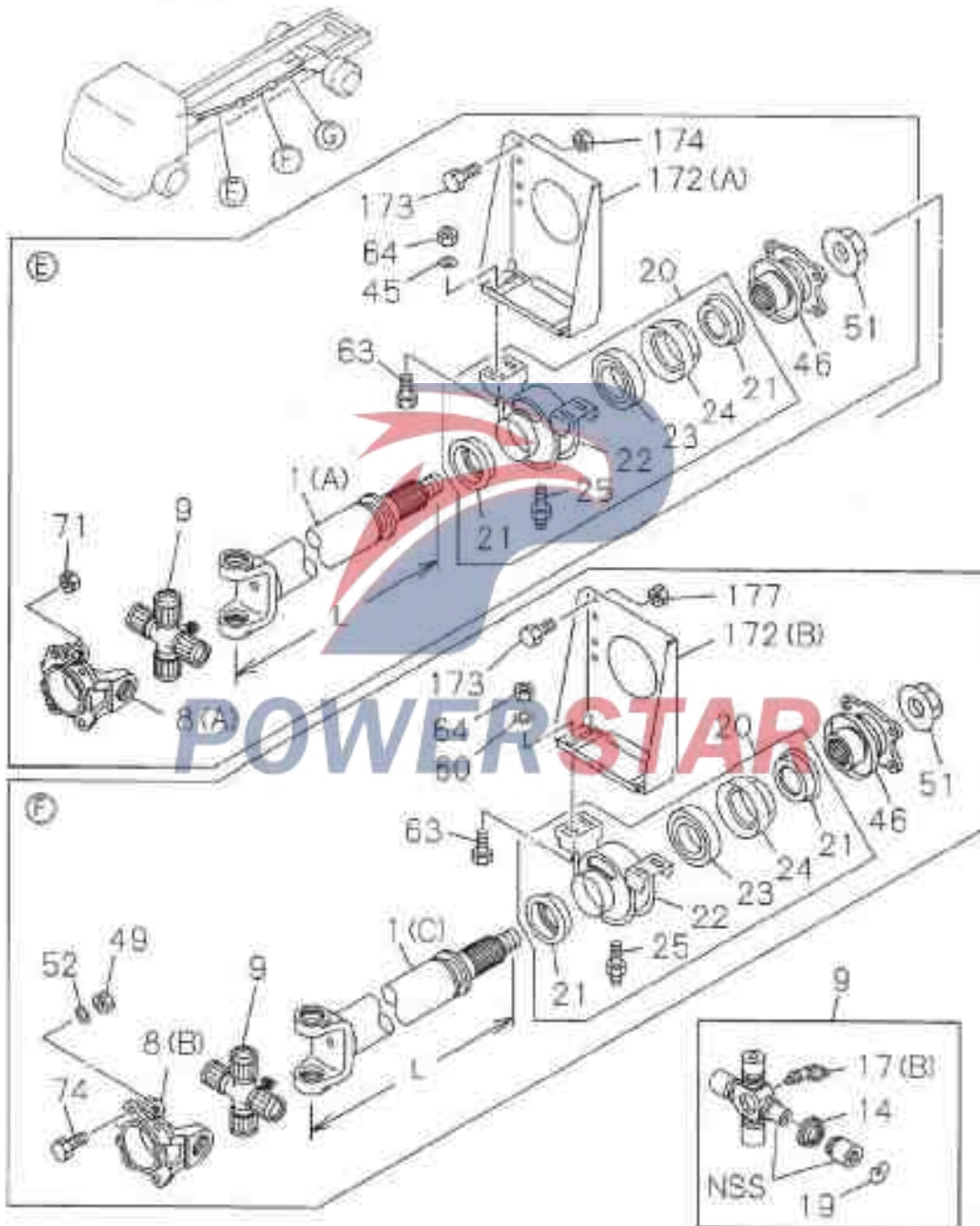


Drive shaft
Wheelbase 5000, 5500MM

4-01

Figure No.

Drive shaft



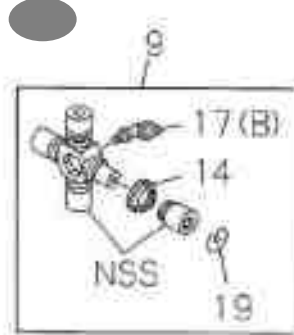
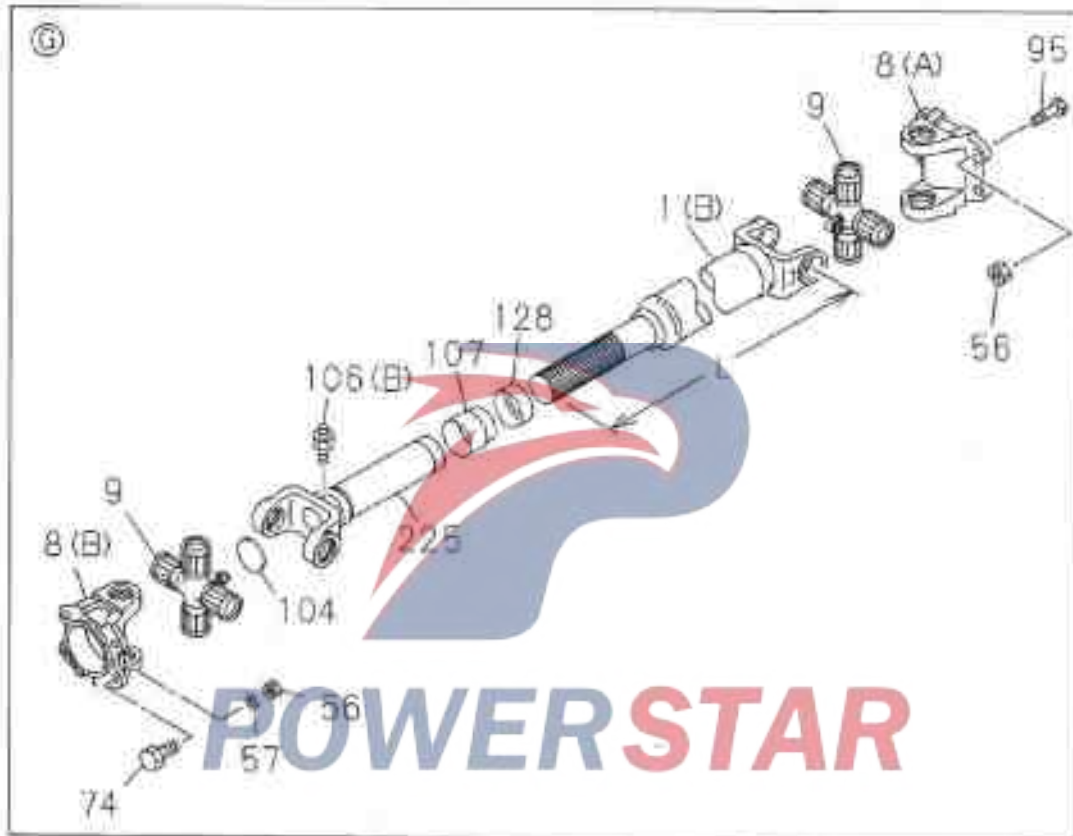
4-01

Drive shaft

Wheelbase 5000, 5500MM

Figure No.

Drive shaft

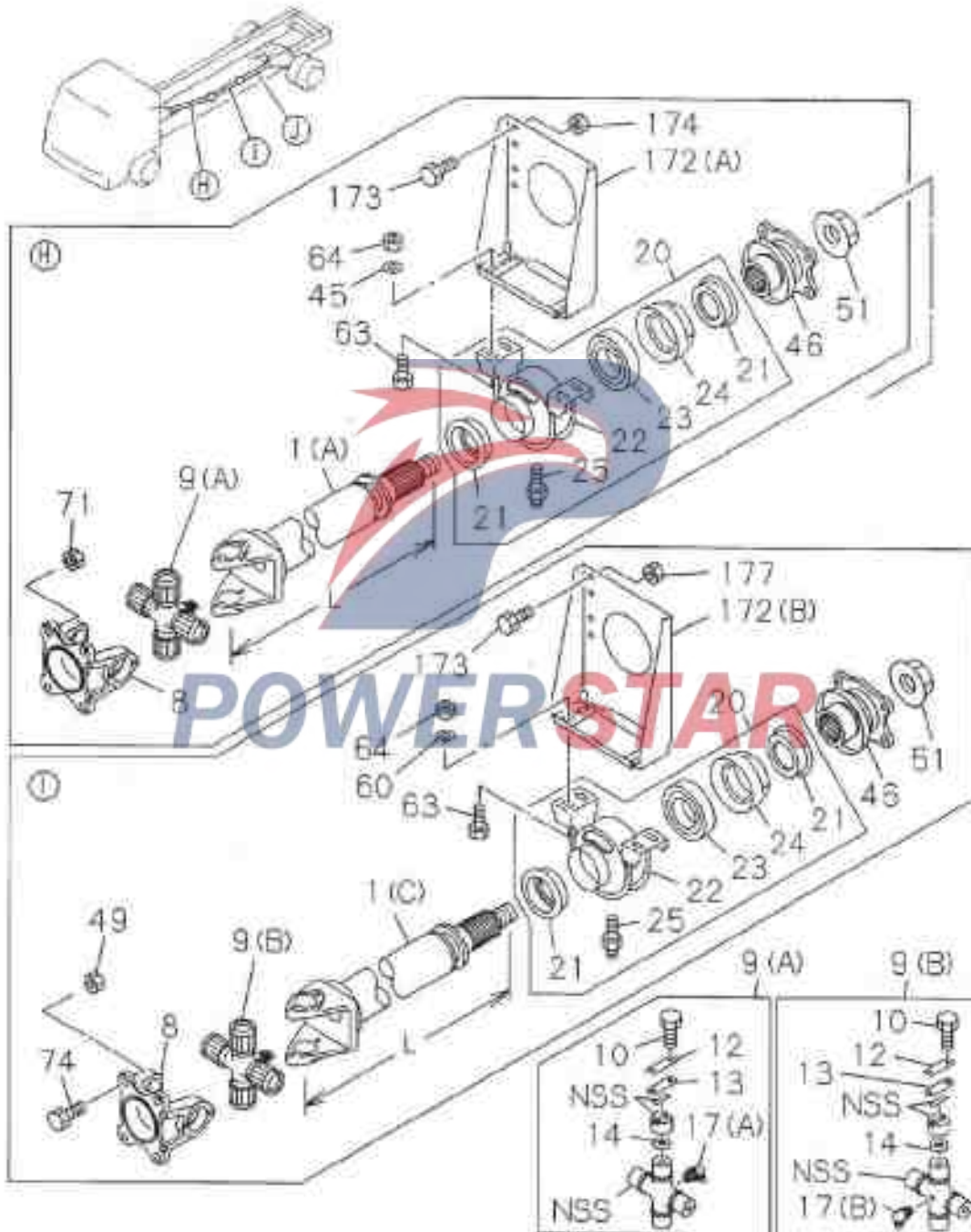


Drive shaft
Wheelbase 5000, 5500MM

4-01

Figure No.

Drive shaft



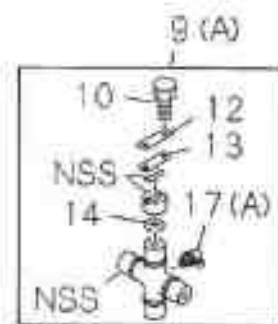
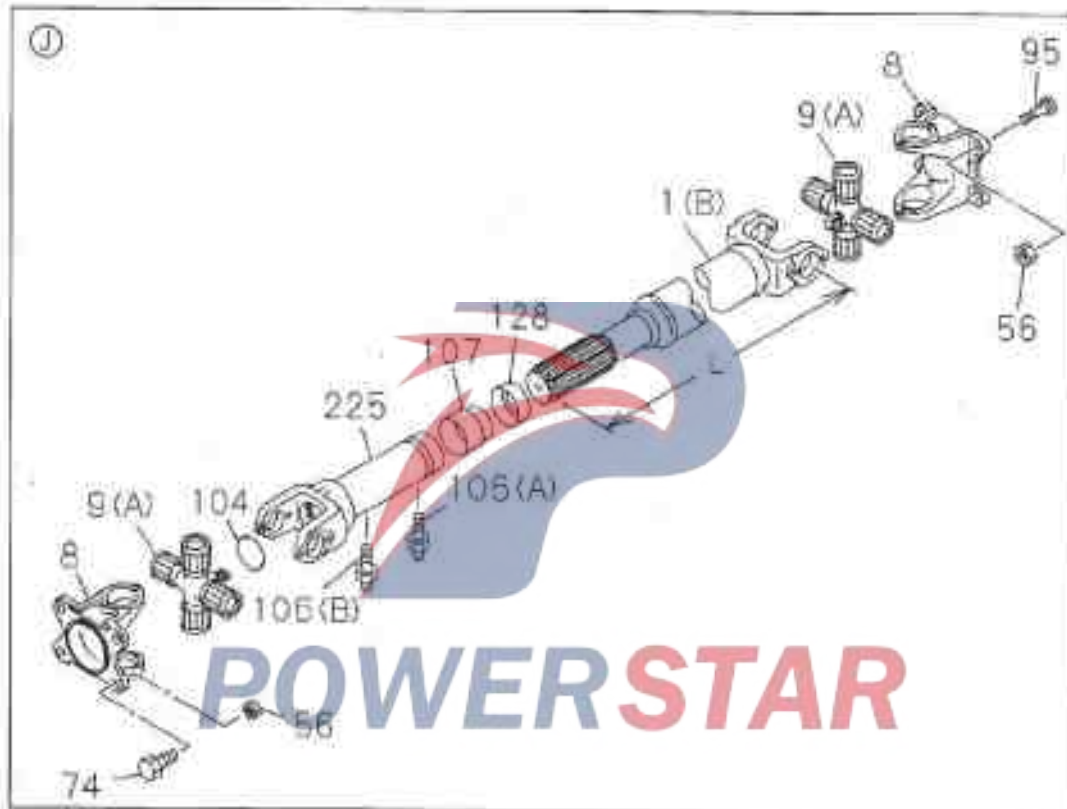
4-01

Drive shaft

Wheelbase 5000, 5500MM

Figure No.

Drive shaft



		Drive shaft		4-01
				Figure No.
SN	Recommended specifications / part name			
	Isuzu figure No.	QingLing figure No.	Qty.	Model used /Apply to/Precautions
				A Short-wheel base chassis B Long-wheel base chassis
1	Drive shaft			
	1-37152-335-0		01 A	MLD60 (A) Length =861 China
	1-37153-098-0		01 A	MR86P (A) Length =771 China
	1-37124-084-1		01 A	(B) Length =886 China
	1-37151-939-1		01 A	(A) Length =701 China
	1-37124-842-0		01 A	(B) Length =545 China
	1-37152-336-0		01 B	MLD60 (A) Length =1101 China
	1-37153-099-0		01 B	MR86P (A) Length =1021 China
	1-37151-941-1		01 B	(A) Length =1086 China
	1-37124-093-0		01 B	(B) Length =1134 China
	1-37123-945-1		01 BCD	(B) Length =1287.5 China
	1-37152-028-0		01 C	MLD60 (A) Length =630

4-01		Drive shaft			
Figure No.		Recommended specifications / part name			
SN	Isuzu figure No.	QingLing figure No.	Qty.	Model used /Apply to/Precautions	
				A	B
				A Short-wheel base chassis B Long-wheel base chassis	
1	Drive shaft				
	1-37152-028-0				Chin
	1-37152-517-0		01	C	M8B6P (A) Length =556 China
	1-37152-231-1		01	C (A)	Length =1501 China
	1-37152-030-0		01	C (C)	Length =1056 China
	1-37123-908-0		01	C (B)	Length =904 China
	1-37152-030-0		01	D	MLD6Q (A) Length =1056 China
	1-37153-100-0		01	D	M8B6P (A) Length =976 China
	1-37151-641-1		01	B (C)	Length =1081 China
	1-37151-943-1		01	D (A)	Length =861 China
	1-37152-031-0		01	D (C)	Length =1131 China
8	Universal joint - Drive shaft				
	1-37211-054-0		01	ABCD ABCD	(A) China

					4-01
					Figure No.
Drive shaft					
SN	Recommended specifications / part name				
	Isuzu figure No.	QingLing figure No.	Qty.	Model used /Apply to/Precautions	
				A	Short-wheel base chassis
				B	Long -wheel base chassis
8	Universal joint - Drive shaft				
	1-37211-056-3		01	ABCD D	(B)
	1-37211-072-1		02	ABCD	
	1-37211-072-1		01	ABCD CD	
9	Cross assembly- Drive shaft				
	1-37300-102-0		AR	ABCD	
	1-37300-094-0		AR	ABCD	(A)
	1-37300-095-0		AR	ABCD	(B)
10	Bolt- Universal joint				
	9-02061-020-0		AR	ABCD	M10X20
12	Locking plate - Front end of transmission shaft universal joint				
	1-37356-010-0		AR	ABCD	
13	Cover plate - Transmission shaft front universal joint				
	1-37355-022-0		AR	ABCD	Thickness=6
14	Dust cover - universal join				
	1-37319-012-0		AR	ABCD	
	9-37352-023-0		AR	ABCD	
17	Grease nozzle - Drive shaft				
	9-09031-210-0		AR	ABCD	(B) PT1/B
	9-09031-110-0		AR	ABCD	(A) PT1/B

4-01		Drive shaft			
Figure		Recommended specifications / part name			
SN	Isuzu figure No.	QingLing figure No.	Left/Right	Qty.	Model used /Apply to/Precautions
					<input type="checkbox"/> Short-wheel base chassis <input type="checkbox"/> Long-wheel base chassis
1 9	Snap Ring - First axle shaft/ universal joint				
	1-09587-086-0		AR	ABCD	Blue Thickness=1.95
	1-09587-087-2		AR	ABCD	White Thickness=2.00
	1-09587-088-1		AR	ABCD	Yello Thickness=2.05
2 0	Bearing assembly - Intermediate driving shaft				
	1-37510-105-0		01	ABCD D	
	1-37510-099-1		01	ABCD CD	
2 1	Oil seal - Intermediate transmission shaft				
	1-09625-161-0		02	ABCD D	Inner diameter=54
	1-09625-126-0		02	ABCD CD	Diameter=120
2 2	Rubber gasket - First Drive Middle Bearing				
	1-37516-059-0		01	ABCD D	
	1-37516-053-0		01	ABCD CD	
2 3	Bearing - Intermediate transmission shaft				
	9-00090-071-0		01	ABCD D	
	9-00090-292-0		01	ABCD CD	

						Drive shaft	4-01
						Figure No.	
SN	Recommended specifications / part name						
	Isuzu figure No.	QingLing figure No.	Left/Right	Qty.	Model used /Apply to/Precautions		
A					B		
				Short-wheel base chassis			
				Long-wheel base chassis			
2 4	---- Cage - Intermediate bearing						
	1-37529-058-0			01	ABCD D		
	1-37529-039-0			01	ABCD CD		
2 5	---- Intermediate bearing						
	1-09380-006-0			01	ABCD C D		
4 5	---- Flat washers - Cage						
	9-09164-610-0			04	ABCD	Inner diameter=10	Outside diameter=22
	9-09164-612-0			04	ABCD	Inner diameter=12	
4 6	---- Flange- Transmission shaft spline						
	1-37245-071-0			01	ABCD D		
	1-37245-283-1			01	ABCD CD		
4 9	---- Nut- Universal joint fork						
	1-09449-005-0			04	CD	M16	
	9-99110-514-0			04	D	M14	
5 1	---- Nut- Spline flange						
	8-97160-857-0			01	ABCD D		
	1-09449-051-0			01	ABCD CD	M33	Reel

4-01		Drive shaft				
Figure No.		Recommended specifications / part name				
SN	Isuzu figure No.	QingLing figure No.	Left/Right	Qty.	Model used /Apply to/Precautions	
					A	B
					A	Short-wheel base chassis
					B	Long-wheel base chassis
5 2	---	Spring washer-	Spline			
	9-09150-614-0			04	D	Inner diameter=14
5 6	---	Nut- Universal joint fork				
	1-09449-065-0			04	ABCD ABCD	M16
	9-99110-514-0			04	ABCD	M14
5 7	---	Spring washer-	Spline			
	9-09150-614-0			04	ABCD	Inner diameter=14
6 0	---	Flat washers - Keeper to				
	9-09164-612-0			04	CD	Inner diameter=12
	9-09164-610-0			04	D	Inner diameter=10 Outside diameter=22
6 3	---	Nut - Keeper to bracket				
	0-286E1-035-0			04	ABCD D	M10x35 Reel
	0-50041-230-0			04	ABCD CD	M12x30 With self-locking washers
6 4	---	Nut - Keeper to bracket				
	0-91150-210-0			04	ABCD D	M10 Reel
	0-91150-212-0			04	ABCD CD	M12 Reel
7 1	---	Nut- Universal joint fork				
	1-09449-065-0			04	ABCD	M16

Drive shaft						4-01
						Figure No.
SN	Recommended specifications / part name					
	Isuzu figure No.	QingLing figure No.	Left/Right	Qty.	Model used /Apply to/Precautions	
					A Short-wheel B Long -wheel base chassis	
7 4	--- Nut- Universal joint fork					
	1-09000-121-0			04 ABCD D	M14X37	
	1-09000-383-0			04 ABCD CD	M16X48	
9 5	--- Bolt- Universal joint fork					
	1-09000-383-0			04 ABCD	M16X48	
1 0 4	--- Plug - Slide Fork					
	1-09600-064-0			01 ABCD		
	1-09600-067-0			01 ABCD		
1 0 6	--- Grease nozzle- Slide Fork					
	9-09031-010-0			01 ABCD	(B) PT17/8	
	1-09380-006-0			01 ABCD	(A) M16	
1 0 7	--- Outside cover - Slide Fork					
	1-37249-060-0			01 ABCD		
	1-37249-137-0			01 ABCD		
1 2 8	--- Dust cover - Slide Fork					
	1-37247-024-0			01 ABCD		
	1-37247-021-0			01 ABCD		
1 7 2	--- Bracket - Center bearing					
	1-37515-102-0	2201040-113		01 A D	(A)	

4-01		Drive shaft				
Figure No.		Recommended specifications / part name				
SN	Isuzu figure No.	QingLing figure No.	Qty.	Model used /Apply to/Precautions		
				Left/Right		
				A	Short-wheel base chassis	
				B	Long-wheel base chassis	
172	---	Bracket - Center bearing				
	1-37515-125-0	2201040-117	01	A D	(A)	
	1-37515-071-2		01	B	(A)	
	1-37515-123-0		01	B	(A)	
	1-37515-136-0		01	C	(A)	
	1-37515-124-0	2201050-117	01	CD	(B)	
	1-37515-101-0	2201050-113	01	D	(B)	
173	---	Bolt - Bracket				
	0-28681-025-0		04	ABCD D	#10X25 Reel	
	0-28681-230-0		04	ABCD D	#12X30 Reel	
174	---	Nut - bracket				
	0-91150-210-0		04	ABCD	#10 Reel	
	0-91150-212-0		04	AB D	#12 Reel	
177	---	Nut				
	0-91150-212-0		04	CD	#12 Reel	
	0-91150-210-0		04	D	#10 Reel	
225	---	Slide Fork- Transmission shaft				
	1-37241-099-2		01	ABCD	Length=27	

Qty.

					Drive shaft	4-01
					Figure No.	
SN	Recommended specifications / part name					
	Isuzu figure No.	QingLing figure No.	Let/Right	Qty.	Model used /Apply to/Precautions	
					A	Short-wheel base chassis
					B	Long -wheel base chassis
2 2 5	---	Slide Fork- Transmission shaft				
	1-37241-109-1			01	ABCD	Length=332

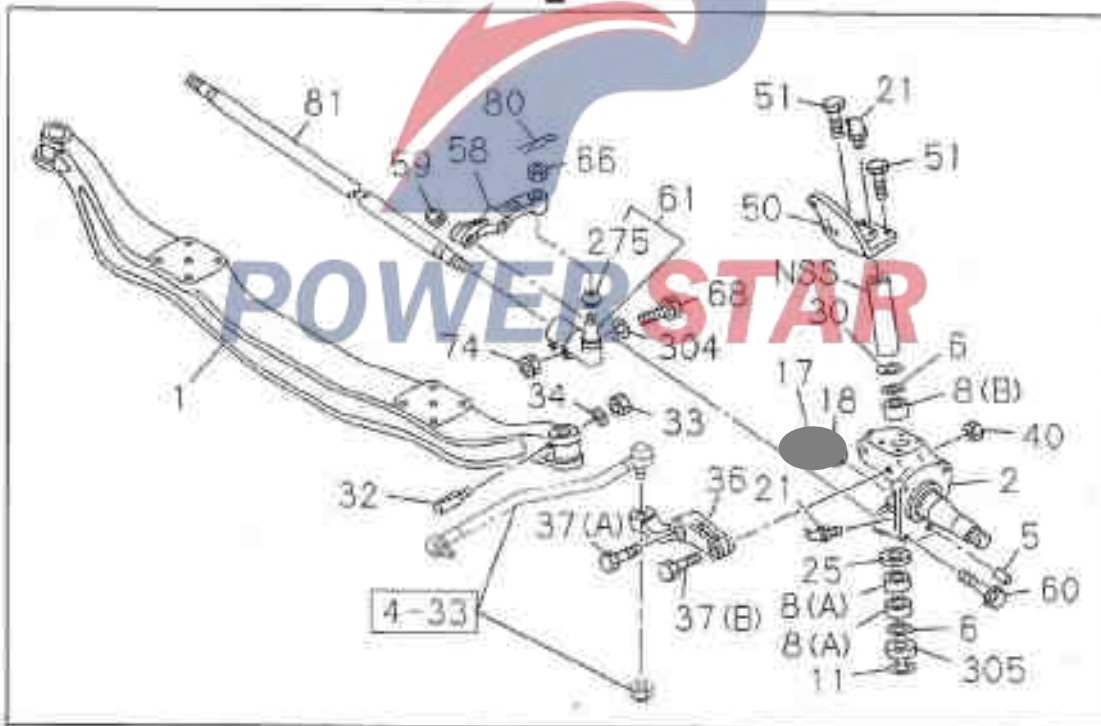
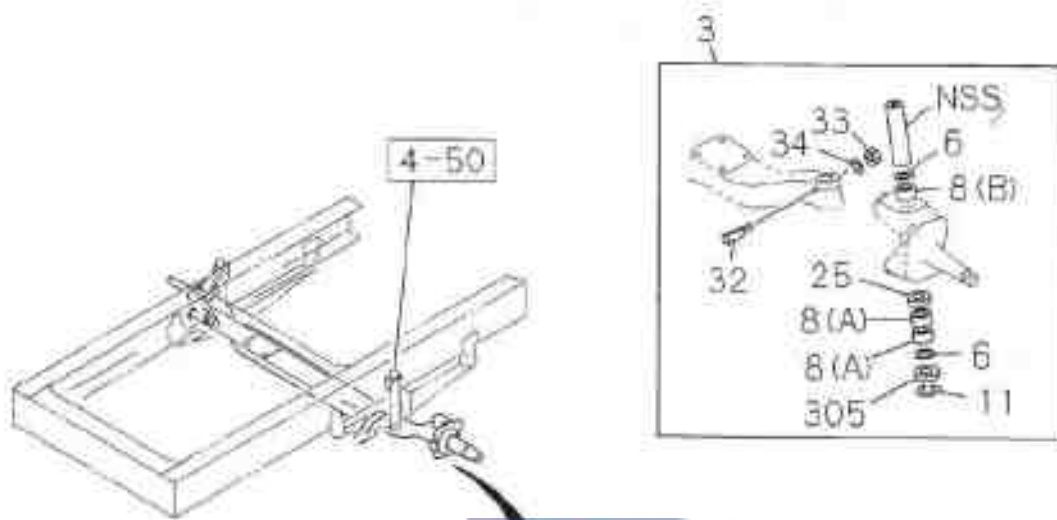


POWERSTAR

4-10

Front axle

Figure No.



					Front axle	4-10
					Figure No.	
SN	Recommended specifications / part name					
	Isuzu figure No.	QingLing figure No.	Left/Right	Qty.	Model used /Apply to/Precautions	
					A	Short-wheel base chassis
					B	Long-wheel base chassis
1	Front axle					
	1-43111-113-1	3001011-113		01	AB	
2	Steering knuckle - Front axle					
	1-43132-079-0	3001031-113	L	01	AB	
	1-43131-079-0	3001041-113	R	01	AB	
3	Main pin assembly					
	1-87830-738-0			02	AB	
5	Pins -Steering knuckle to baffle					
	1-09740-072-0			02	AB	
6	Oil seal - Main pin					
	9-09926-024-0			04	AB	
8	Needle roller bearing - Main pin					
	9-00096-242-0			04	AB	(A)
	9-00096-243-0			02	AB	(B)
11	Snap ring- Steering knuckle bushing					
	9-09950-204-0			02	AB	
17	Bolt-Steering knuckle limit					
	1-09009-065-0			02	AB	M18X43
18	Nut-Steering knuckle limit					
	9-99110-518-0			02	AB	M18
21	Oil seal					
	9-09031-110-0			04	AB	PT1/B
25	Thrust bearings - Main pin					
	1-09829-043-2			02	AB	

4-10		Front axle			
Figure No.					
SN	Recommended specifications / part name				
	Isuzu figure No.	QingLing figure No.	Left/Right	Qty.	Model used /Apply to/Precautions
					A Short-wheel base chassis B Long-wheel base chassis
3 0	Adjusting gasket				
	1-43171-185-0			01 AB	Thickness =4.785-4.900
	1-43171-186-0			01 AB	Thickness =4.900-4.925
	1-43171-187-0			01 AB	Thickness =4.925-4.950
	1-43171-188-0			01 AB	Thickness =4.950-4.975
	1-43171-189-0			01 AB	Thickness =4.975-5.000
	1-43171-190-0			01 AB	Thickness =5.000-5.025
	1-43171-191-0			01 AB	Thickness =5.025-5.050
	1-43171-192-0			01 AB	Thickness =5.050-5.075
	1-43171-193-0			01 AB	Thickness =5.075-5.100
	1-43171-194-0			01 AB	Thickness =5.100-5.125
	1-43171-195-0			01 AB	Thickness =5.125-5.150
	1-43171-196-0			01 AB	Thickness =5.150-5.175
	1-43171-197-0			01 AB	Thickness =5.175-5.200
	1-43171-198-0			01 AB	Thickness =5.200-5.225
	1-43171-199-0			01 AB	Thickness =5.225-5.250
3 2	Wedge bolt - Main pin				
	1-43116-002-1			02 AB	
3 3	Nut- Wedge bolt				
	9-09110-410-0			02 AB	M10
3 4	Lock washer - Wedge bolt				
	9-09150-510-0			02 AB	Inner diameter =10.2

Front axle
4-10
Figure No.

SN	Recommended specifications / part name			
	Isuzu figure No.	QingLing figure No.	Qty.	Model used /Apply to/Precautions
				A Short-wheel base chassis B Long-wheel base chassis
3 6	---	Steering knuckle arm		
	1-43133-063-1		01	AB
3 7	---	Bolt - Steering knuckle arm		
	1-09000-578-1		01	AB
				(A) M22X179
	9-09806-847-3		01	AB
				(B) M22X167
4 0	---	Nut - Steering knuckle arm		
	9-09844-570-1		02	AB
				M22
5 0	---	Bracket - Brake cylinder		
	1-43145-010-3	L	01	AB
	1-43145-309-3	R	01	AB
5 1	---	Bolt - Brake cylinder		
	0-28081-260-0		02	AB
				M12X60 Reel
	0-28681-225-0		06	AB
				M12X25
5 8	---	Arm - tie rod		
	1-43135-042-1	L	01	AB
	1-43134-042-1	R	01	AB
5 9	---	Nut - Tie rod arm		
	9-09844-570-1		04	AB
				M22
6 0	---	Bolt - Tie rod		
	1-09000-154-2		04	AB
				M22X193
6 1	- B -	Ball pin-Tie rod		
	1-43150-802-0	L	01	AB
	1-43150-801-0	R	01	AB
6 6	---	Nut - Tie rod ball pin		
	1-09442-020-0		02	AB
				M24

4-10		Front axle				
Figure No.		Recommended specifications / part name				
SN	Isuzu figure No.	QingLing figure No.	Left/Right	Qty.	Model used /Apply to/Precautions	
					A	B
						Short-wheel base chassis
						Long-wheel base chassis
6.8						Bolt- Tie rod ball pin
	9-91061-265-0			04	AB	M12X65
7.4						Nut - Tie rod ball pin
	9-99110-512-0			04	AB	M12
8.0						Split cotton pin - Tie rod ball pin
	9-08115-035-0			02	AB	
8.1						Tie rod
	1-43151-119-0			01	AB	
2.7.5						Dust cover -Tie rod ball pin
	1-43159-107-0			02	AB	
3.0.4						Flat Washers
	9-09164-512-0			04	AB	Inner diameter=12
3.0.5						Cover plate - Steering knuckle
	1-43175-021-0			02	AB	

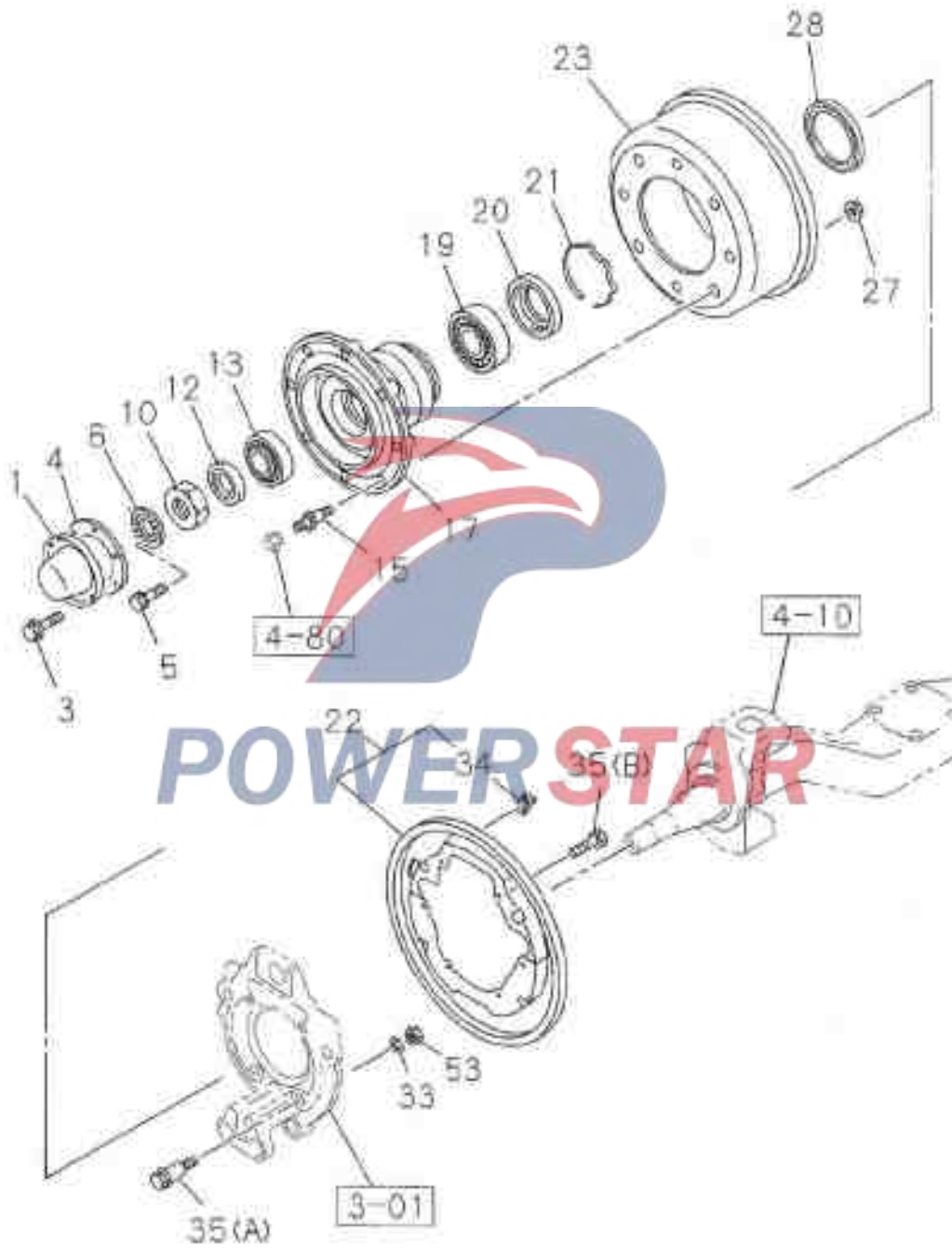


POWERSTAR

Front hub and front brake

4-11

Figure No.



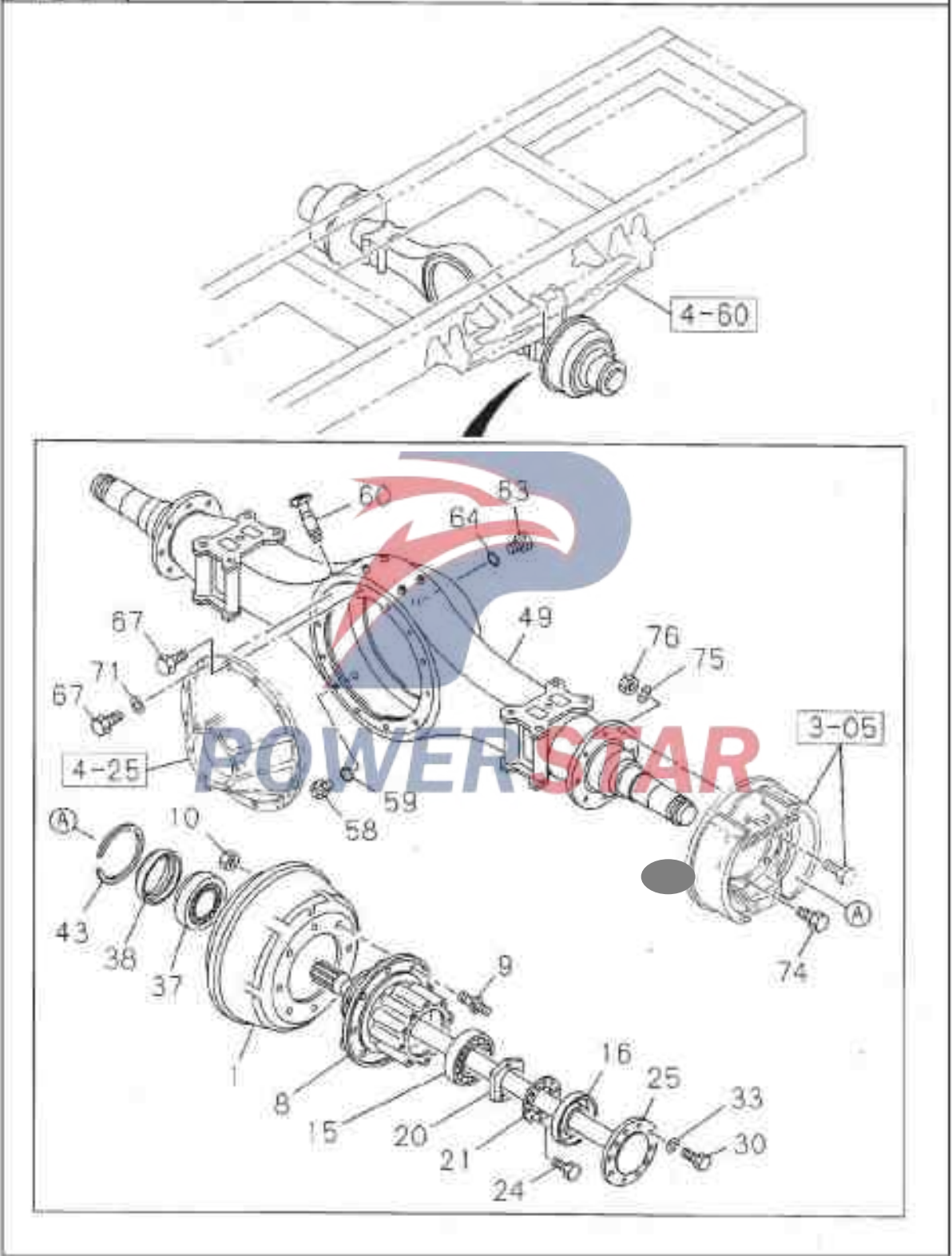
4-11		Front hub and front brake drum			
Figure No.		Recommended specifications / part name			
SN	Isuzu figure No.	QingLing figure No.	Qty.	Model used /Apply to/Precautions	
				A	B
				Short-wheel base chassis	
				Long-wheel base chassis	
1	----	Dust cover- Hub			
	9-42313-123-2		02	AB	Outside diameter=156
3	----	Bolt -Front hub dust cover			
	0-28080-812-0		12	AB	M8X12 Reel
4	----	Gasket -Front hub dust cover			
	1-42319-185-0		02	AB	
5	----	Bolt - Lock washer			
	0-28680-616-0		04	AB	M6X16 Reel
6	-B-	Lock washer - Front hub			
	1-09533-012-1		02	AB	Inner diameter=48
10	-B-	Nut - Front hub bearings			
	1-09840-012-3		02	AB	M48
12	-B-	Lock washer - Front hub bearings			
	1-09533-016-0		02	AB	Inner diameter=48
13	-B-	Outer bearings- Front hub			
	1-09812-234-0		02	AB	
15	-B-	Pin -Front hub			
	1-42332-109-0		L: 08	AB	M22 & M24 Length=99.5
	1-42331-109-0		R: 08	AB	M22 & M24 Length=99.5
17	----	Front hub			
	1-42312-128-2	3103031-113	02	AB	
19	-B-	Inner bearings- Front hub			
	1-09812-231-0		02	AB	
20	----	Seat - Front hub			
	1-42319-039-0		02	AB	

Front hub and front brake						4 - 11
						Figure No.
SN	Recommended specifications / part name					
	Isuzu figure No.	QingLing figure No.	Left/Right	Qty.	Model used /Apply to/Precautions	
					▲ Short-wheel base chassis ■ Long-wheel base chassis	
2 1	----	Spring lock ring - Front hub				
	I-09587-017-0			02	AB	
2 2	----	Front brake plate				
	I-47151-459-1			02	AB	
2 3	----	Front brake drum				
	I-42315-335-1	3501711-113		02	AB	
2 7	- B -	Nut - Front wheel bolt				
	I-09440-065-0			16	AB	
					M22 Reel	
2 8	- B -	Seal gasket - Front hub				
	I-09525-041-0			02	AB	
					Outside diameter=140	
3 3	----	Spring washer - Brake base				
	9-09150-816-0			04	AB	
					Inner diameter=16	
3 4	----	Cover - Inspection hole				
	I-09333-151-0			04	AB	
3 5	----	Bolt - Brake base plate				
	I-09044-002-2			04	AB	
					M16X59 Reel	
	I-47159-187-0			12	AB	
					(B) M10X12	
5 3	----	Bolt - Brake base plate				
	9-09110-516-0			04	AB	
					M16	

4-20

Rear axle housing and axle

Figure No.



Rear axle housing and axle						4-20
						Figure No.
SN	Recommended specifications / part name					
	Isuzu figure No.	QingLing figure No.	Let/Right	Qty.	Model used /Apply to/Precautions	
					A Short-wheel base chassis B Long-wheel base chassis	
1	---	Rear brake drum				
	1-42315-357-0	3502711-113		02	AB	
8	---	Rear hub				
	1-42311-104-0	3104011-113		02	AB	
9	-B-	Stud bolts - Rear wheel				
	1-42332-110-0		L	06	AB	
					M22 & M20 Rotate left Length=90	
	1-42331-110-0		R	06	AB	
					M22 & M20 Rotate right Length=90	
10	-B-	Nut- Stud bolts				
	1-09440-065-0			16	AB	
					M22 Reel	
15	-B-	Hub outer bearing - rear axle				
	1-09812-232-0			02	AB	
16	-B-	Rear hub oil seal - outer				
	1-09625-444-0			02	AB	
20	-B-	Nut - Rear hub bearings				
	9-09843-062-2			02	AB	
					M88	
21	-B-	Lock washer - Rear hub bearings				
	9-09854-112-0			02	AB	
					Inner diameter=88	
24	---	Bolt - Lock washer				
	0-28580-616-0			06	AB	
					M6X16 Reel	
25	---	Rear half axis				
	1-42171-355-0	2403511-113		02	AB	
					Length=1050	
30	---	Bolt - Half axis and hub				
	1-09000-582-0			20	AB	
					M14X58	
33	---	Washer - Half axis				
	9-09150-814-0			20	AB	
					Inner diameter=14	

4-20		Rear axle housing and axle shaft			
Figure No.					
SN	Recommended specifications / part name				
	Isuzu figure No.	QingLing figure No.	Left/Right	Qty.	Model used /Apply to/Precautions
					A Short-wheel base chassis B Long-wheel base chassis
3 7	- B -	Inner bearings-Rear hub		02 AB	
	1-09812-233-0				
3 8	- B -	Inner oil seal - Rear hub		02 AB	
	1-09625-265-0				
	1-09625-350-0			02 AB	
4 3	- - -	Snap ring - Rear hub		02 AB	
	1-09587-057-0				Outside diameter=179
4 9	- - -	Rear axle housing assembly		01 AB	
	1-42190-250-0	2401010-113			
5 8	- - -	Oil bleeder screw plug - Rear axle		01 AB	M24X17
	1-09604-023-0				
5 9	- - -	Washer - Oil bleeder screw plug		01 AB	Inner diameter=26.8
	9-09920-605-0				
6 0	- - -	Vent plug assembly - rear axle		01 AB	
	1-09893-011-1				
6 3	- - -	Filler Screw Plug - Rear Axle Housing		01 AB	M24X17
	1-09604-022-0				
6 4	- - -	Washer - Filler Screw Plug		01 AB	Inner diameter=26.8
	9-09920-605-0				
6 7	- - -	Bolt - Main reducer		04 AB	M18X70
	9-91066-670-0				
	9-92051-640-0			05 AB	M16X40
7 1	- - -	Lock washer - Main reducer		12 AB	Inner diameter=16
	9-09150-816-0				

Rear axle housing and axle					4-20
					Figure No.
SN	Recommended specifications / part name				
	Isuzu figure No.	QingLing figure No.	Qty.	Model used /Apply to/Precautions	
				A Short-wheel base chassis B Long-wheel base chassis	
7 4	---- Bolt - Rear brake assembly				
	1-09040-066-0		14 AB	M14X50	
7 5	---- Spring washer - rear brake assembly assembly				
	3-09150-814-0		16 AB	Inner diameter=14	
7 6	---- Nut - Rear brake assembly				
	9-99110-514-0		16 AB	M14	

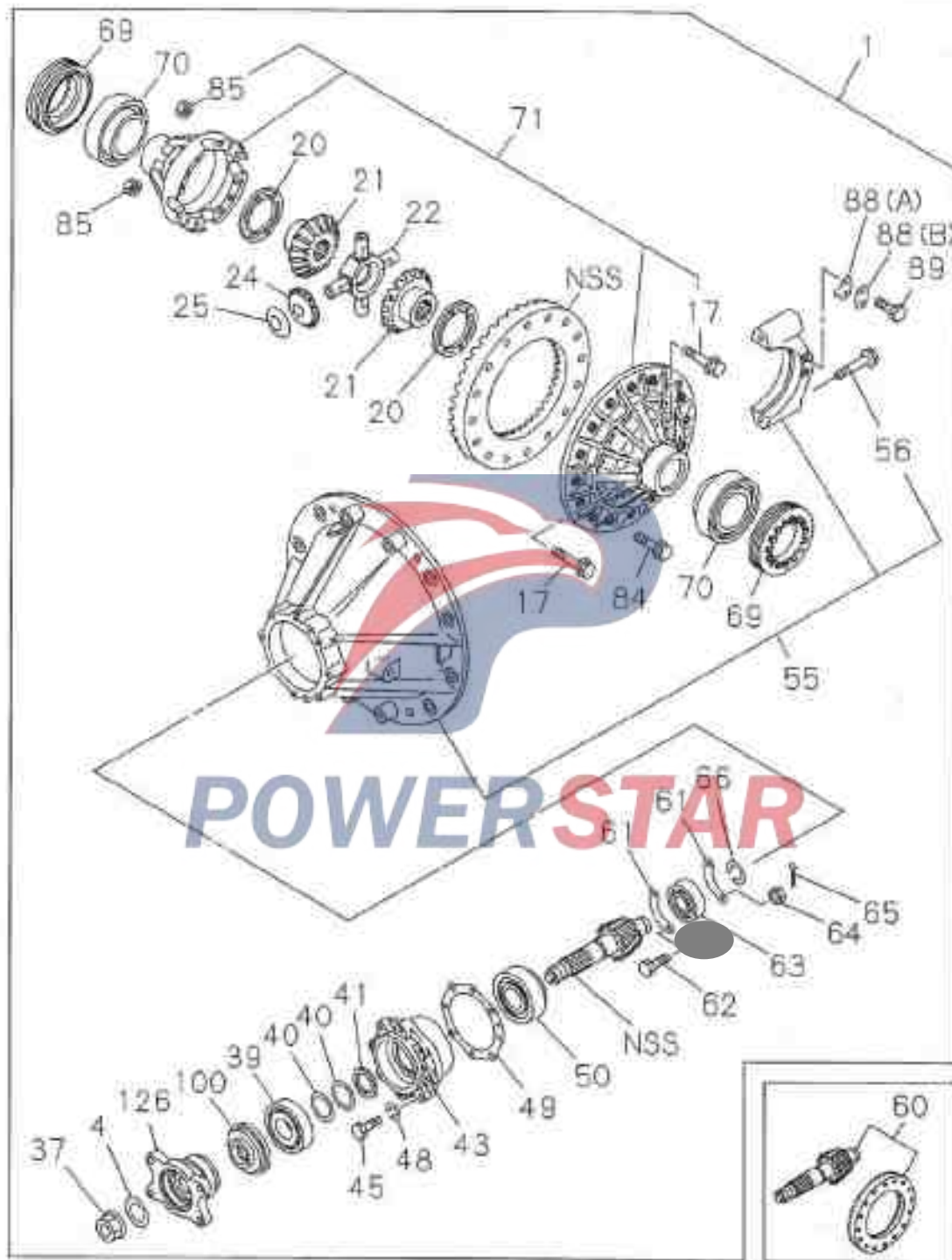


POWERSTAR

4-25

Rear axis main reducer assembly

Figure No.



Rear axis main reducer assembly						4-25
						Figure No.
SN	Recommended specifications / part name					
	Isuzu figure No.	QingLing figure No.	Left/Right	Qty.	Model used /Apply to/Precautions	
					A Short-wheel base chassis B Long-wheel base chassis	
1	- D - Rear axis main reducer assembly					
	1-41001-382-0	2402010-117	01	A	43/T	
	1-41001-383-0	2402010-113	01	B	39/T	
4	---- Flange - Driving bevel gear					
	1-09623-366-0		01	AB		
17	---- Bolt - Differential housing					
	1-09070-007-0		04	AB	M15X125	
	1-09070-018-0		08	AB	M16X113	
20	---- Thrust washer - Half axis gear					
	1-41562-112-0		AR	AB	Thickness=2.8	
	1-41562-113-0		AR	AB	Thickness=2.9	
	1-41562-114-0		AR	AB	Thickness=3.0	
	1-41562-115-0		AR	AB	Thickness=3.1	
	1-41562-116-0		AR	AB	Thickness=3.2	
	1-41562-117-0		AR	AB	Thickness=3.3	
	1-41562-118-0		AR	AB	Thickness=3.4	
21	---- Half-axle gear - Differential					
	1-41561-086-0		02	AB	Number of teeth=16	
22	---- Cross shaft - differential					
	1-41521-031-0		01	AB		
24	---- Planetary gears - differential					
	1-41551-025-0		04	AB	Number of teeth=10	

4-25		Rear axis main reducer assembly				
Figure No.						
SN	Recommended specifications / part name					
	Isuzu figure No.	QingLing figure No.	Left/Right	Qty.	Model used /Apply to/Precautions	
					A Short-wheel base chassis	
B Long-wheel base chassis						
25	Washer - Differential gear					
	1-41552-017-0			04	AB Thickness=1.6	
37	Nut - Driving gear					
	1-09449-071-0			01	AB M46	
39	Outer bearing - Driving gear					
	1-09812-075-0			01	AB	
	1-09812-076-0			01	AB	
40	Gasket - Driving bevel gear shaft					
	1-41229-245-0			AR	AB Thickness=3.25	
	1-41229-246-0			AR	AB Thickness=3.26	
	1-41229-247-0			AR	AB Thickness=3.27	
	1-41229-248-0			AR	AB Thickness=3.28	
	1-41229-249-0			AR	AB Thickness=3.29	
	1-41229-250-0			AR	AB Thickness=3.30	
	1-41229-251-0			AR	AB Thickness=3.31	
	1-41229-252-0			AR	AB Thickness=3.32	
	1-41229-253-0			AR	AB Thickness=3.33	
	1-41229-254-0			AR	AB Thickness=3.34	
	1-41229-255-0			AR	AB Thickness=3.35	
41	Washer - Driving bevel gear shaft bearing					
	1-41229-237-0			AR	AB Thickness=7.60	
	1-41229-238-0			AR	AB Thickness=7.80	

Rear axis main reducer assembly

4-25
Figure No.

SN	Recommended specifications / part name			
	Isuzu figure No.	QingLing figure No.	Qty.	Model used /Apply to/Precautions
			Left/Right	<input type="checkbox"/> Short-wheel base chassis <input type="checkbox"/> Long-wheel base chassis
4 1	Washer - Driving bevel gear shaft bearing			
	1-41229-239-0		AR AB	Thickness =8.00
	1-41229-240-0		AR AB	Thickness =8.20
	1-41229-241-0		AR AB	Thickness =8.40
	1-41229-242-0		AR AB	Thickness =11.00
	1-41229-243-0		AR AB	Thickness =11.80
	1-41229-244-0		AR AB	Thickness =9.00
4 3	Driving bevel gear seat			
	1-41151-030-0		01 AB	Thickness =11
4 5	Bolt - Driving bevel gear seat			
	0-16806-655-0		08 AB	M16X55
4 8	Lock washer - Driving bevel gear shaft bearing			
	9-09150-516-0		08 AB	Inner diameter=16
4 9	Adjusting washer - Driving bevel gear shaft			
	1-41154-024-0		AR AB	Thickness =0.50
	1-41154-025-0		AR AB	Thickness =1.00
	1-41154-057-0		AR AB	Thickness =0.30
	1-41154-058-0		AR AB	Thickness =0.40
5 0	Inner bearings - Driving bevel gear shaft			
	1-09812-073-1		01 AB	
	1-09812-074-1		01 AB	

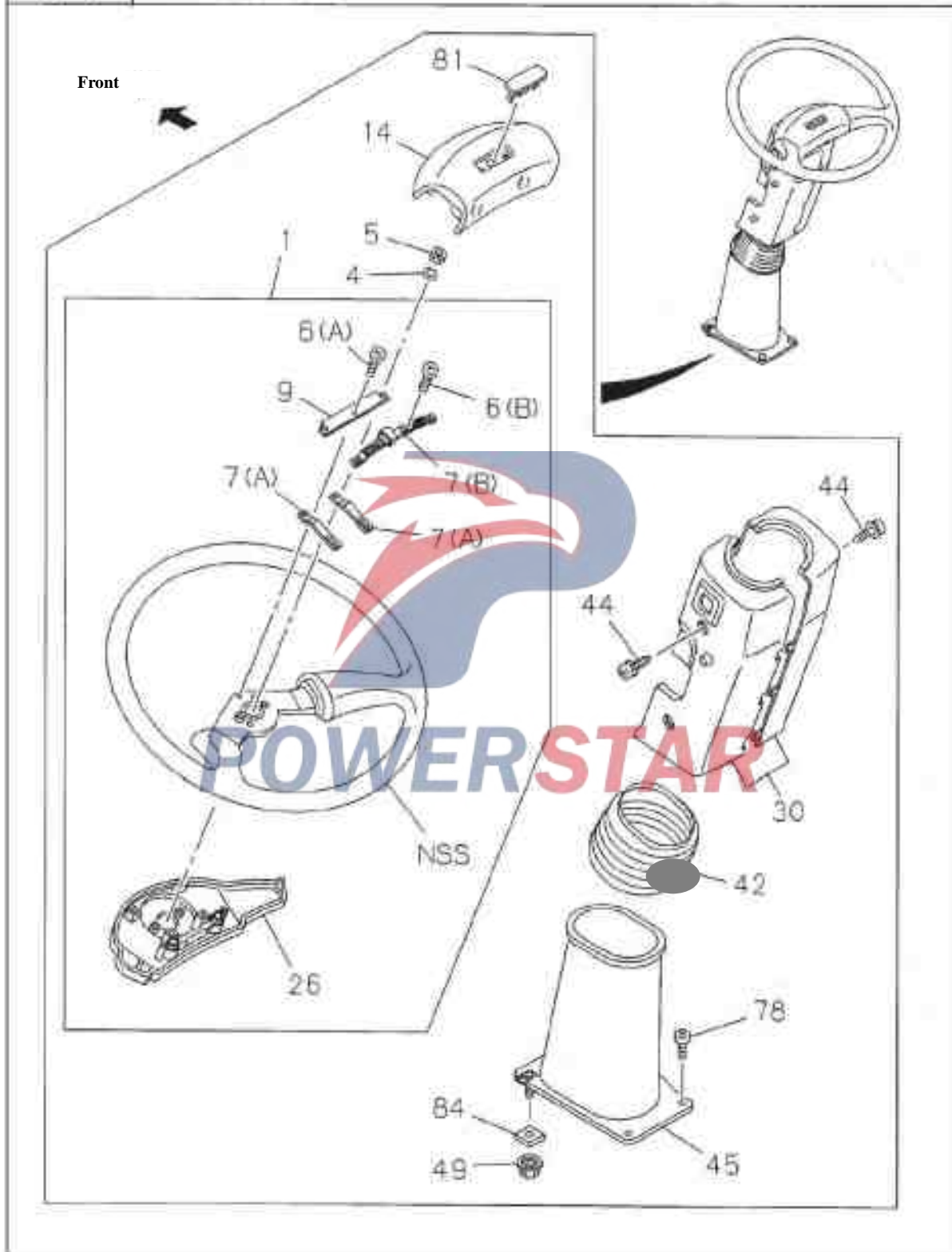
4-25		Rear axis main reducer assembly				
Figure No.		Recommended specifications / part name				
SN	Isuzu figure No.	QingLing figure No.	Left/Right	Qty.	Model used /Apply to/Precautions	
					A	B
					A	Short-wheel base chassis
					B	Long-wheel base chassis
55	Reducer housing					
	1-41110-109-0	2402010-113		01	AB	
56	Bolt - Bearing cover					
	1-09070-042-0			04	AB	M20X112
60	Vice gear - Main reducer					
	1-41210-603-0			01	A	43/7
	1-41210-604-0			01	B	39/7
61	Cage - Guide bearing					
	1-41227-012-0			02	AB	
62	Bolt - Cage					
	1-09042-036-1			02	AB	M2X40
63	Guide bearing - Driving bevel gear shaft					
	1-09810-182-0			01	AB	
	1-09810-183-0			01	AB	
64	Nut - Cage					
	9-09117-508-0			02	AB	M8
65	Split cotton pin - Cage					
	9-08112-012-0			02	AB	
66	Snap ring - Guide bearing					
	1-09588-086-1			01	AB	Outside diameter=35.2
69	Adjusting nut - Differential housing					
	1-41121-002-0		L	01	AB	
	1-41121-001-0		R	01	AB	
70	Bearings - Differential housing					
	1-09812-125-0			02	AB	

Rear axis main reducer assembly						4-25
						Figure No.
SN	Recommended specifications / part name					
	Isuzu figure No.	QingLing figure No.	Left/Right	Qty.	Model used /Apply to/Precautions	
					A Short-wheel base chassis B Long-wheel base chassis	
7 1	----- Differential assembly					
	1-41510-141-0			01 AB		
8 4	----- Bolt - Differential					
	1-09009-049-1			1E AB	M18X3B	
8 5	----- Nut - Differential					
	9-99110-515-0			12 AB	M16	
8 8	----- Adjusting washer - Bearing adjustment nut					
	1-41124-006-0			02 AB	(A) Thick = 3.2	
	9-41124-005-0			02 AB	(B) Thick = 1.0	
8 9	----- Bolt - Adjusting washer					
	0-20800-815-0			04 AB	M8X1E	
1 0 0	----- Oil seal - Driving bevel gear					
	1-09625-322-0			01 AB		
1 2 6	----- Couplings					
	1-37245-265-2			01 AB		

4-30


Steering machine and housing

Figure No.



Steering machine and housing						4-30
						Figure No.
SN	Recommended specifications / part name					
	Isuzu figure No.	QingLing figure No.	Let/Right	Qty.	Model used /Apply to/Precautions	
					A Short-wheel base chassis B Long -wheel base chassis	
1					Steering wheel assembly	
	1-44110-159-0			01	AB	
4					Lock washer - Steering wheel	
	9-09150-520-0			01	AB	
					Inner diameter=20	
5					Nut - Steering wheel to shaft	
	9-99111-420-0			01	AB	
					M20	
6					Horn contact spring	
	1-44129-034-0			01	AB (A)	
	1-44129-035-0			04	AB (B)	
7					Spring - horn	
	1-44129-033-0			02	AB (A)	
	1-44129-037-0			01	AB (B)	
9					Connection board - horn	
	1-44129-036-0			01	AB	
14					Button - horn	
	1-44120-045-2			01	AB	
26					Upper cover- Steering wheel	
	1-44129-039-0			01	AB	
30					Steering gear cover	
	1-79997-342-3			01	AB	
42					Dust cover - Steering column	
	1-79996-385-0			01	AB	
44					Screw - Steering gear	
	8-94479-534-0			04	AB	
					MEX16	

4-30		Steering machine and housing			
Figure No.		Recommended specifications / part name			
SN	Isuzu figure No.	QingLing figure No.	Left/Right	Qty.	Model used /Apply to/Precautions
					A Short-wheel base chassis B Long-wheel base chassis
4 5	----	Dust cover - steering shaft			
	1-79998-738-2			01	AB
4 9	----	Nut - Dust cover			
	1-09984-141-0			02	AB
					M6 Reel
7 8	----	Bolt - Dust cover			
	1-09980-543-0			02	AB
					M6X28 With self-locking washers and flat washers
8 1	----	Mark - steering wheel			
	1-76210-638-1			01	AB
8 4	----	Waterproof seal			
	8-94272-533-0			02	AB
					25X25

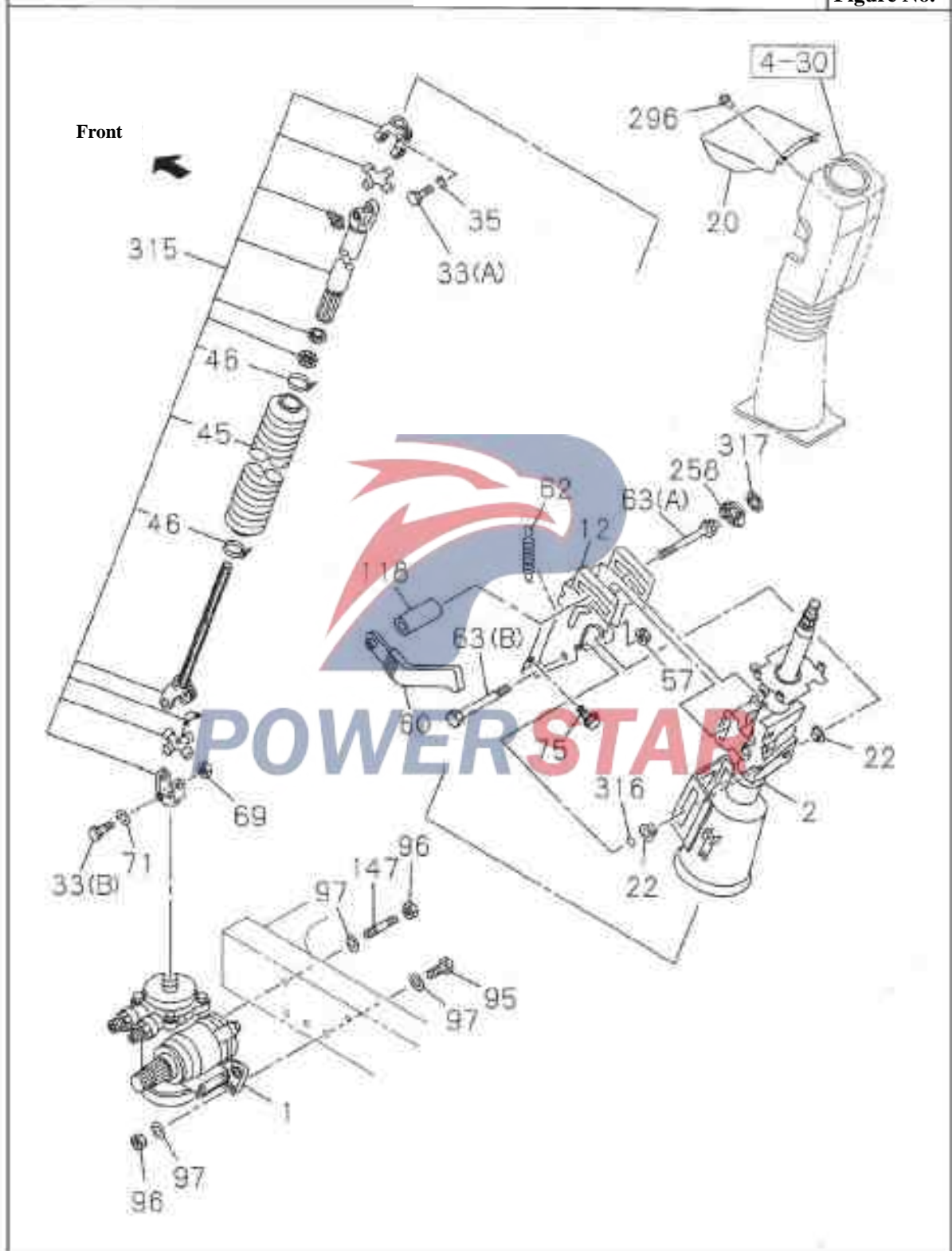


POWERSTAR

Steering column and shaft

4-31

Figure No.



4-31
Steering column and shaft

Figure No.

SN	Recommended specifications / part name				Model used /Apply to/Precautions
	Isuzu figure No.	QingLing figure No.	Qty.	Left/Right	
1	-D-	Steering gear assembly			See figure 4-40
	1-44000-643-1		01	AB	
2	---	Steering shaft assembly			
	1-44130-689-0		01	AB	
1 2	---	Lower bracket - Steering shaft			
	1-44227-143-0		01	AB	
2 0	---	Cover plate - Steering shaft			
	1-72438-121-2		01	AB	
2 2	---	Bushing- Steering column			
	1-44227-150-0		02	AB	
3 3	---	Bolt - Steering shaft			
	1-09000-489-0		01	AB	
	1-44139-153-0		01	AB	
				(B) M10X50	
				(A)	
3 5	---	Lock washer - Steering wheel			
	1-44139-154-0		01	AB	
4 5	---	Dust cover - steering shaft			
	1-44139-155-0		01	AB	
4 6	---	Clip - Dust cover			
	1-44139-156-0		02	AB	
5 7	---	Nut - adjusting bolt			
	1-44227-151-0		01	AB	
6 0	---	Adjustment rod - steering column			
	1-44227-144-0		01	AB	
6 2	---	Locking spring - Adjustment rod			
	1-44227-153-0		02	AB	
6 3	---	Bolt - Adjustment rod			
	1-44227-145-0		01	AB	
				(A)	
	1-44227-149-0		01	AB	
				(B)	

Steering column and shaft					4-31
					Figure No.
SN	Recommended specifications / part name				
	Isuzu figure No.	QingLing figure No.	Left/Right	Qty.	Model used /Apply to/Precautions
					A Short-wheel base chassis B Long-wheel base chassis
69	---	Nut - Steering center bolt			
	9-09110-510-0		01	AB	M10
71	---	Lock washer - Steering gear			
	9-09150-810-0		01	AB	Inner diameter=10
75	---	Bolt - steering column			
	0-28680-820-0		04	AB	M8X20 Reel
85	---	Bolt - Steering gear			
	9-92061-455-0		05	AB	M14X55
96	---	Nut - Steering gear			
	9-99110-514-0		05	AB	M14
97	---	Flat washers - Steering gear			
	9-09651-069-0		11	AB	Inner diameter=15
118	---	Nut - Adjusting rod			
	1-44227-146-0		01	AB	
147	---	Stud bolts - Steering gear			
	1-09300-095-1		01	AB	
258	---	Limiting block- - Steering column and reversing expansion sleeve			
	1-44227-147-0		01	AB	
296	---	Clips - Cover plate			
	8-94146-425-0		02	AB	
315	---	Joint assembly -- Splines			
	1-44135-342-0		01	AB	
316	---	Snap ring			
	1-44227-152-0		01	AB	

4-31

Figure No.

Steering column and shaft

SN	Recommended specifications / part name			
	Isuzu figure No.	QingLing figure No.	Left/Right	Qty.
				Model used /Apply to/Precautions A Short-wheel base chassis B Long -wheel base chassis
317	---	Thrust nut		
	1-44227-148-0		01	AB

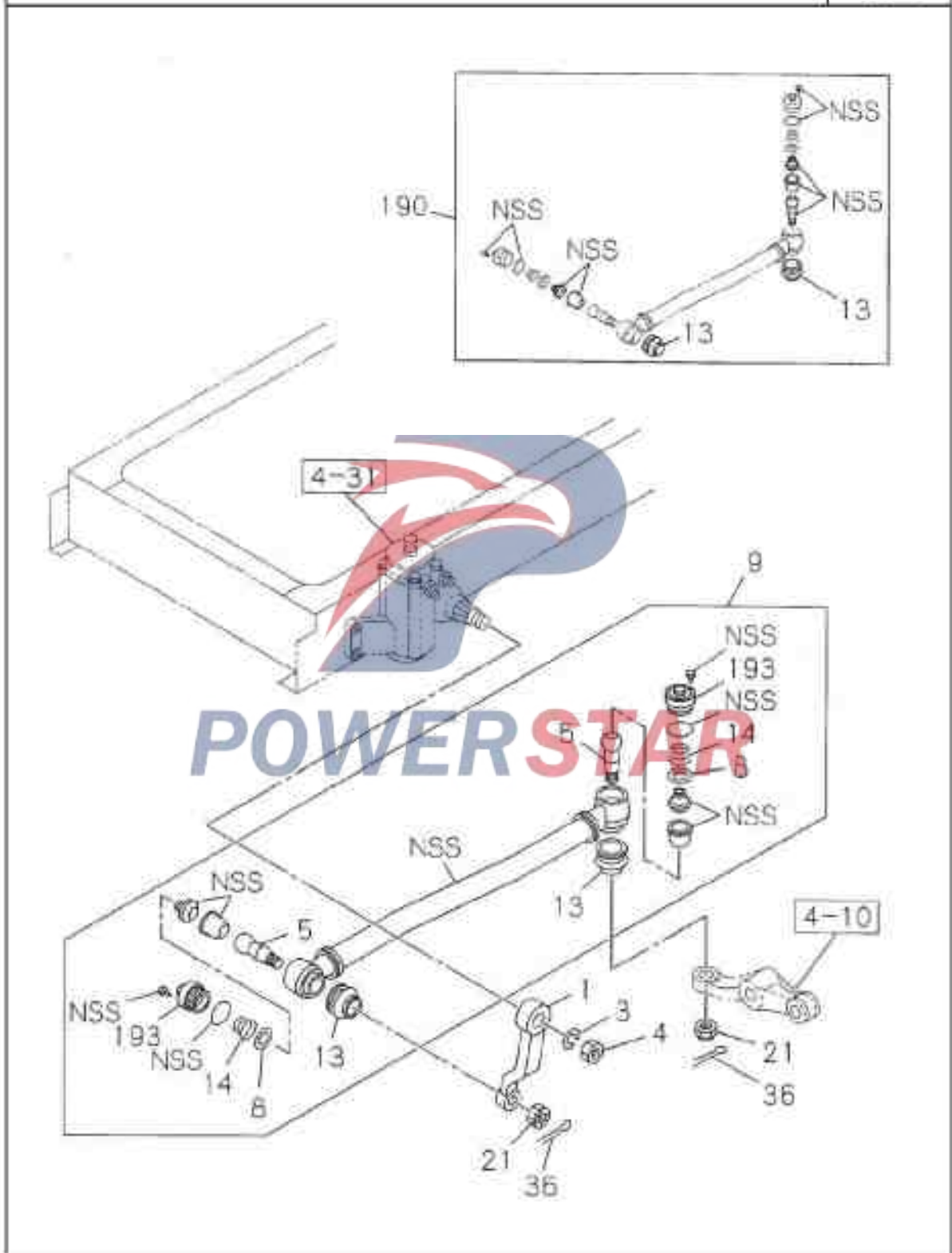


POWERSTAR

Steering tie rod assembly

4-33

Figure No.



4-33		Steering tie rod assembly			
Figure No.					
SN	Recommended specifications / part name				
	Isuzu figure No.	QingLing figure No.	Let/Right	Qty.	Model used /Apply to/Precautions
					<input type="checkbox"/> Short-wheel base chassis <input type="checkbox"/> Long -wheel base chassis
1					Steering vertical arm
	1-44341-398-0		L	01	AB
3					Lock washer - steering vertical arm
	1-09500-021-0			01	AB
					Inner diameter=36.5
4					Nut- Steering vertical arm
	1-09440-013-0			01	AB
					M36 Reel
5					Ball pin - Straight pull rod
	1-44361-105-1			02	AB
8					Spring seat -- Ball head
	1-43159-075-0			02	AB
9					Straight pull rod
	1-44380-085-0		L	01	AB
13					Dust cover - straight pull rod
	1-43159-076-0			02	AB
14					Spiral spring- straight pull rod
	1-43159-074-0			02	AB
21					Locking nut - Ball pin
	1-09442-020-0			02	AB
					M24
36					Cotter pin --Straight pull rod
	9-08115-035-0			02	AB
190					Repair kit -Straight pull rod
	1-85574-041-0			02	AB
193					End bushing -- straight pull rod
	1-43159-093-0			02	AB

4-35
Power Steering - Frame Side

Figure No.

SN	Recommended specifications / part name			
	Isuzu figure No.	QingLing figure No.	Left/Right	Qty.
				Model used /Apply to/Precautions
				A Short-wheel base chassis
				B Long -wheel base chassis
1				Power steering reservoir assembly
	1-21210-205-0		01	AB
2				Reservoir cap - Power Steering
	1-21241-004-3		01	AB
3				Seal gasket - Liquid storage tank
	1-21249-003-1		01	AB
5				Collection filter - Liquid storage tank
	1-21235-007-1		01	AB
1 2				Collection filter - Liquid storage tank
	1-21235-011-0		01	AB
1 5				Gasket - Liquid storage tank
	1-21249-007-1		02	AB
1 9				Seat - Liquid storage tank
	1-21249-004-0		02	AB
2 5				Bolt - Liquid storage tank bracket
	0-28680-825-0		02	AB
				WBX25 Reel
2 6				Nut - Liquid storage tank bracket
	0-91150-108-0		02	AB
				W5 Reel
3 1				Oil Intake hose -- Liquid storage tank
	1-21113-590-0		01	AB
3 7				Pipe clamp - Oil intake hose
	1-09704-082-0		02	AB
				Inner diameter=26
3 9				Pipe clamp
	8-94226-553-0		01	AB
				Inner diameter=40
4 1				Pipe clamp - Power steering
	1-09704-085-0		02	AB
				Inner diameter=32

Power Steering - Frame Side						4-35
						Figure No.
SN	Recommended specifications / part name					
	Isuzu figure No.	QingLing figure No.	Left/Right	Qty.	Model used /Apply to/Precautions	
					A Short-wheel base chassis B Long-wheel base chassis	
4 4	Tube assembly - Steering gear to pipe joint					
	1-21115-359-0			01	AB	
4 6	Tube assembly - Steering gear to liquid storage tank bracket					
	1-21115-904-0			01	AB	
5 8	Bolt- Pipe clamp					
	0-29680-830-0			02	AB	
					MBX30 Reel	
6 1	Pipe clamp - oil pipe					
	1-09700-606-0			02	AB	
					(A) Inner diameter=15 Height=20 Length=24	
	1-09709-281-1			01	AB	
					(B) Inner diameter=21&15	
6 5	Nut - bracket					
	0-91150-108-0			02	AB	
					MB Reel	
7 9	Bolt - Bracket					
	0-26080-812-0			02	AB	
					MBX12 Reel	
1 2 5	Connection tube - Power steering pump					
	8-94390-584-1			01	AB	
1 3 0	Pipe joints - Power steering pump					
	8-94390-583-0			01	AB	
1 3 1	Rubber tube - Power steering pump					
	8-94396-331-1			01	AB	
1 5 5	Bolt-Connection tube					
	0-28080-816-0			02	AB	
					MBX16 Reel	
1 5 7	Seal ring - Power steering pump					
	1-09623-178-0			01	AB	
					Included in engine and cylinder head repair kits	
1 6 1	Power steering oil pump					
	0-91150-110-0			01	AB	
					M10 Reel	

4-35
Power Steering - Frame Side

Figure No.

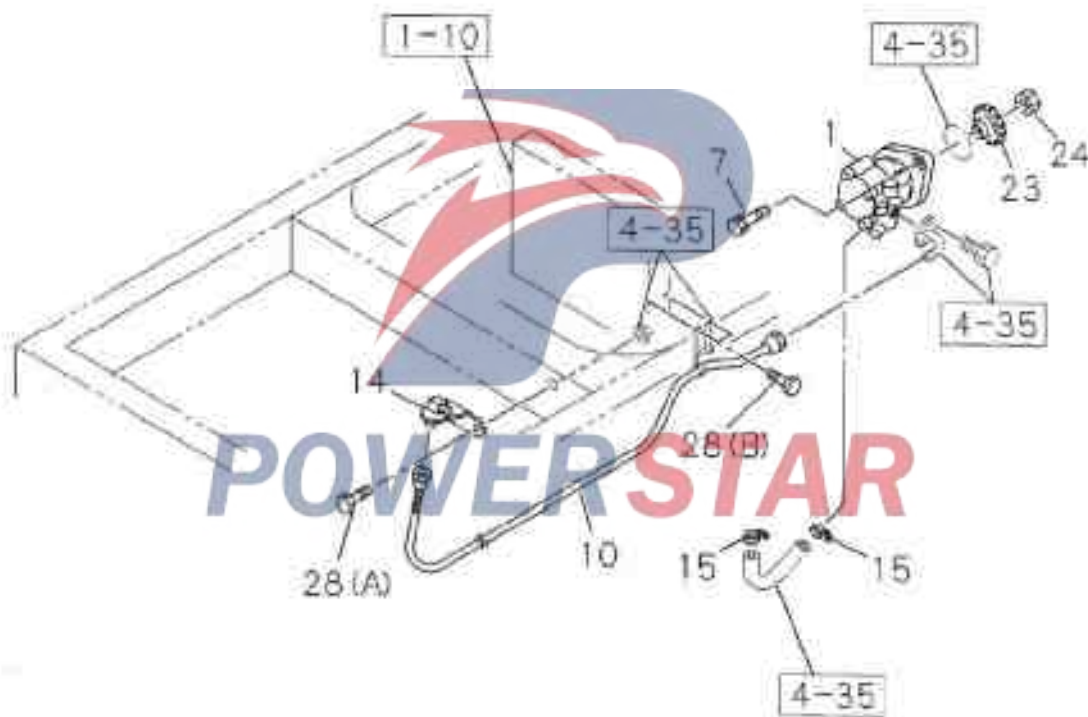
SN	Recommended specifications / part name			
	Isuzu figure No.	QingLing figure No.	Qty.	Model used /Apply to/Precautions
192	Bracket- Liquid storage tank			
	1-21119-142-1		01 AB	
195	Bolt - Bracket			
	0-28581-030-0		02 AB	M10X30 Reel
232	Nut - bracket			
	0-91150-108-0		02 AB	M8 Reel
263	Bracket- Power steering oil pump			
	8-97600-117-0		01 AB	
277	Bolt - Hose clamps			
	0-28080-815-0		01 AB	M8X15 Reel
280	Oil Intake hose -- Power steering pump			
	1-21115-491-0		01 AB	
288	Bracket- Pipe clamp			
	1-82659-149-0		01 AB	BHK1 (B) Standard engine
	1-47478-354-0		01 AB	BHK1 (A) Engine boost



Power Steering -- Engine Side

4-36

Figure No.



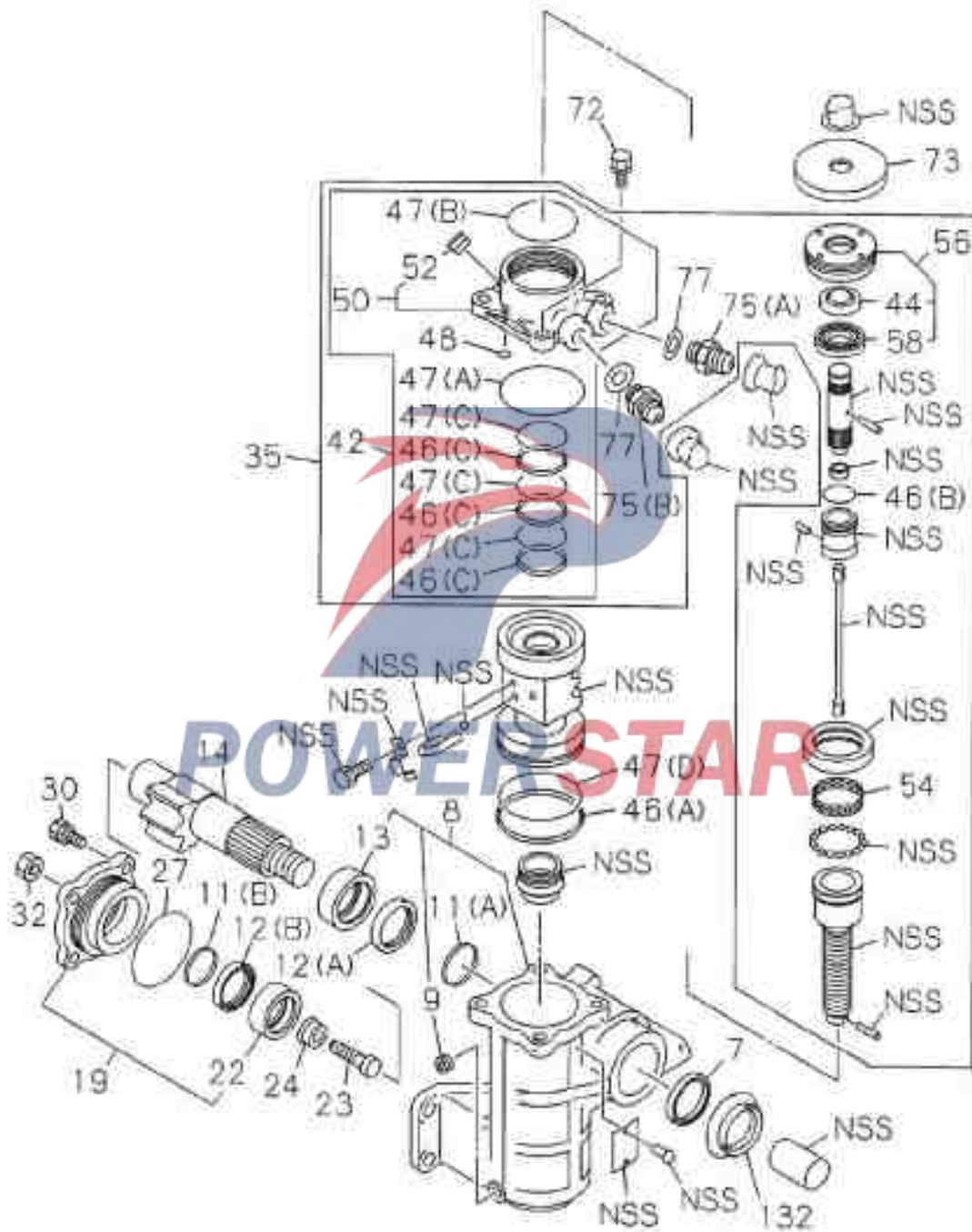
4-36		Power Steering -- Engine Side			
Figure No.		Recommended specifications / part name			
SN	Isuzu figure No.	QingLing figure No.	Left/Right	Qty.	Model used /Apply to/Precautions
					A Short-wheel base chassis
1	D	Pump assembly - Power steering			See figure 4-42
	1-19500-548-0			01	AB
7		Bolt- Power steering oil pump			
	1-09302-136-1			01	AB
	8-94399-853-1			01	AB
					M10X58 & M10X18
					M10X55 Reel
10		Oil Intake hose -- Power steering oil pump			
	1-09364-983-1			01	AB
	1-09364-984-1			01	AB
					6HK1 Standard engine
					6HK1 Engine boost
14		Pipe joints -- Oil intake hose			
	1-47470-394-3			01	AB
15		Pipe Clamps – Fuel suction pipe			
	1-09704-085-0			02	AB
					Inner =32
23		Gear-Oil pump			
	8-94396-957-3			01	AB
					Numb =30
24		Nut-Oil pump gear			
	0-91150-114-0			01	AB
					M14
28		Bolt - Hose bracket			
	0-28680-825-0			02	AB
					(A) M8X25 Reel
	1-09980-498-0			02	AB
					(B) M8X16 With self-locking washers and flat washers

Engine assembly

4-40

Assembly part

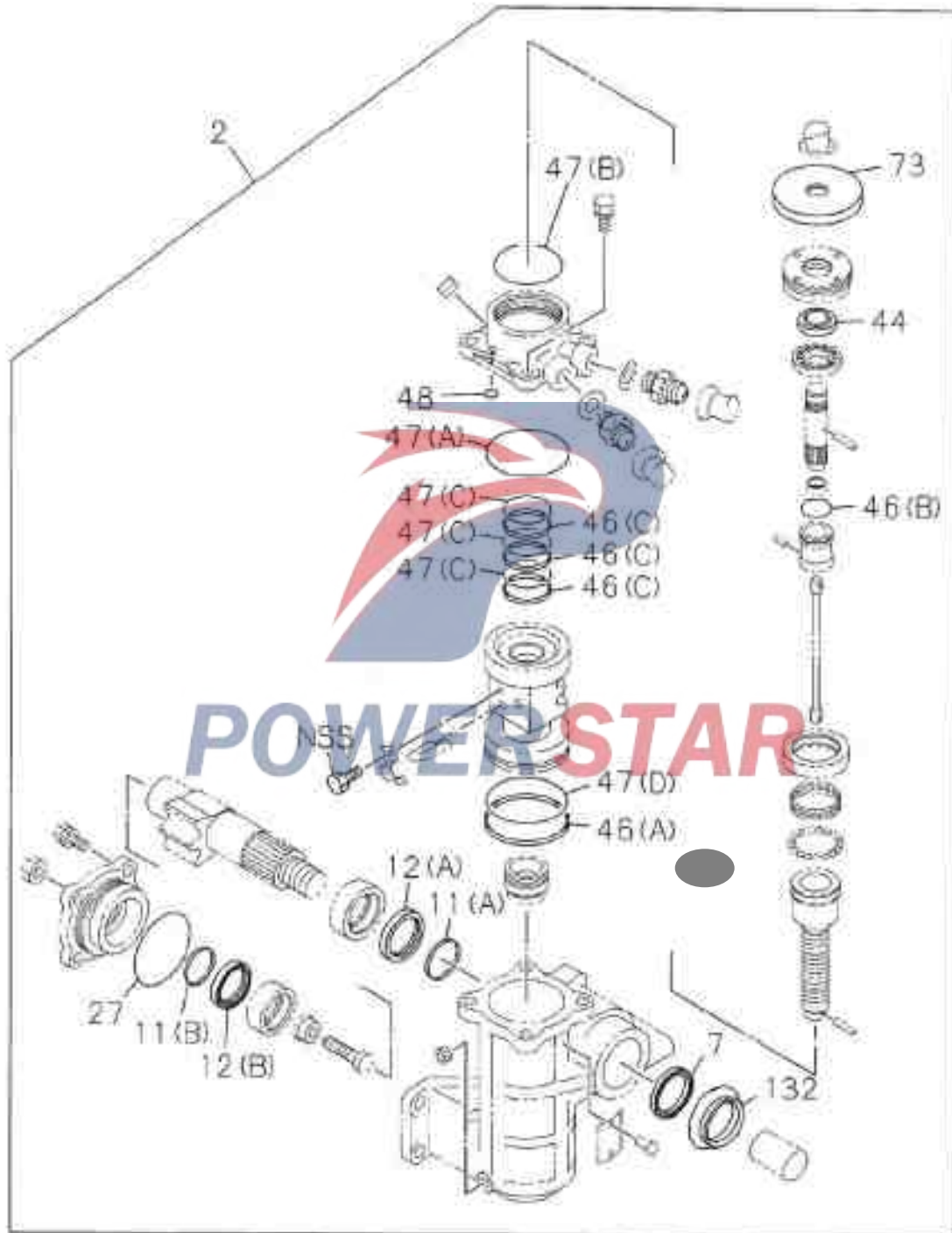
Figure No.



4-40

Engine assembly

Figure No.



Steering machine assembly		4-40
		Figure No.
SN	Recommended specifications / part name	
	Part Number	Partial Parts/Quantities/Precautions
	1 4 4 0 0 0 8 4 3 1	
2	— B —	Repair kit - Steering machine 1-85574-030-0 01 Z YEAR
7	----	Oil seal - Steering gear sector shaft 1-44249-041-0 01
8	----	Housing assembly -- Steering machine 1-44240-112-0 01
9	----	Plugging - Steering machine housing 1-44519-071-0 02
1 1	----	Liner ring - Steering gear 1-44249-040-0 01 (A) 1-44519-103-0 01 (B)
1 2	----	Washer -direction machine sector shaft 1-44249-071-0 01 (A) 1-44519-226-0 01 (B)
1 3	----	Bushing - direction machine sector shaft 1-44249-038-0 01
1 4	----	Sector shaft- Steering machine 1-44321-022-0 01
1 9	----	Side cover -- Steering gear 1-44260-008-0 01
2 2	----	Bearings-Side cover 1-44519-105-0 01
2 3	----	Adjustment screw - sector shaft 1-44277-003-1 01

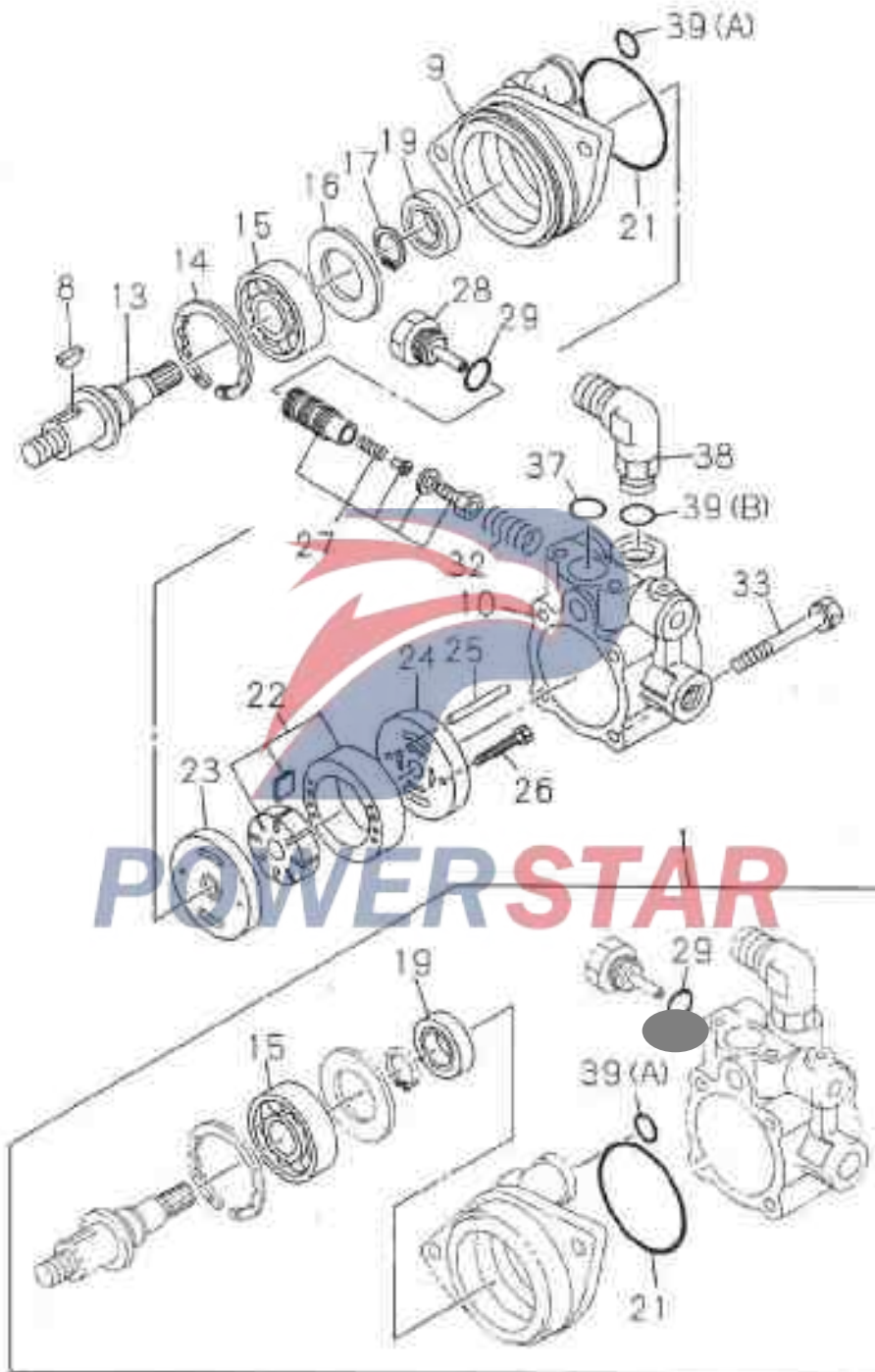
4-40		Steering machine assembly	
Figure			
SN	Recommended specifications / part name		
	Part Number	Partial Parts/Quantities/Precautions	
	1 4 4 0 0 0 8 4 3 1		
2 4	---	Cage - Sector axis	
	1-44279-011-0	01	
2 7	---	Liner - Side cover	
	1-44269-016-0	01	
3 0	---	Bolt - sector shaft cover	
	1-44279-012-0	08	
3 2	---	Nut- Adjustment screw	
	1-44269-007-0	01	
3 5	---	Housing and screw assembly -- Steering machine	
	1-44150-070-0	01	
4 2	---	Housing and Seals assembly -- Steering machine	
	1-44560-062-0	01	
4 4	---	Oil seal - Sector axis	
	1-44259-036-1	01	
4 6	---	Seal ring - Steering machine housing cover	
	1-44159-037-0	01	(A)
	1-44519-096-0	01	(B)
	1-44519-100-0	03	(C)
4 7	---	liner- Steering machine housing cover	
	1-44159-036-0	01	(D)
	1-44519-099-0	01	(E)
	1-44519-101-0	03	(C)
	1-44519-116-0	01	(A)
4 8	---	Washer -Steering machine housing cover	
	1-44519-097-0	01	

Steering machine assembly		4-40
		Figure No.
SN	Recommended specifications / part name	
	Part Number	Partial Parts/Quantities/Precautions
	1 4 4 0 0 0 8 4 3 1	
5 0	----	Shell cover assembly -- Steering machine
	1-44560-083-0	01
5 2	----	Plugging - Steering machine Cover
	1-44519-071-0	01
5 4	----	Bearing seat ring - Steering machine bearing
	1-44241-088-0	01
5 6	----	Plugging and oil seal assembly -- steering machine
	1-44250-006-1	01
5 8	----	Bearing - Steering machine
	1-44259-029-0	01
7 2	----	Bolt -Steering machine housing cover
	1-44259-017-0	04
7 3	----	Dust cover - Steering machine
	1-44519-114-0	01
7 5	----	Connector - Steering machine
	1-44259-034-1	01 (B) M20X1.5
	1-44259-035-1	01 (A) M22X1.5
7 7	----	Washers -- joints
	9-89970-787-0	02
1 3 2	----	Dust cover - Steering machine
	1-44519-227-0	01

4-42

Power steering oil pump

Figure No.



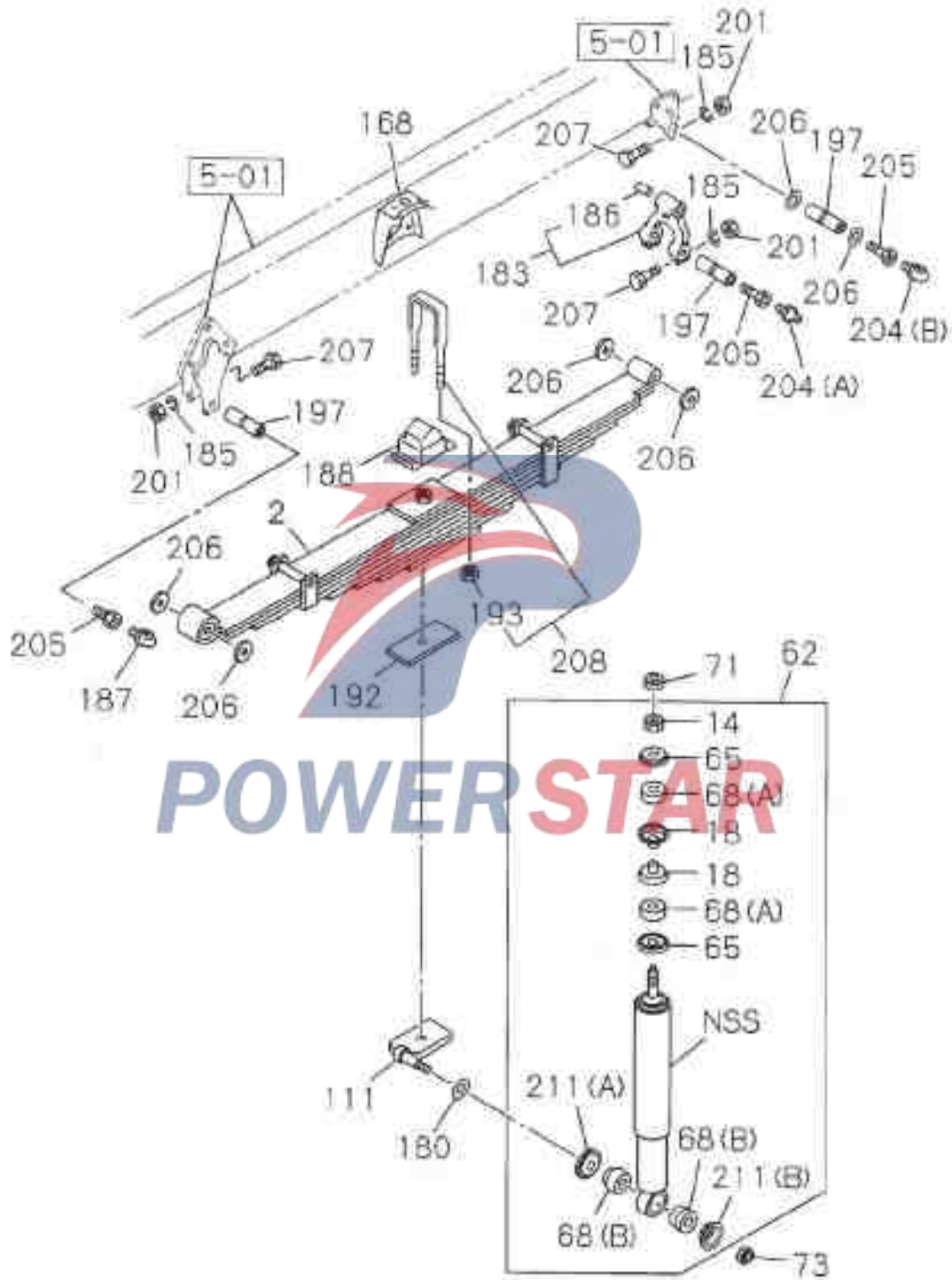
Power steering oil pump		4-42
		Figure No.
Recommended specifications / part name		
SN	Part Number	Partial Parts/Quantities/Precautions
		1 1 9 5 0 0 5 4 8 0
1	—B—	Repair kit - Oil pump 1-05574-060-0 01
8	---	Bond -- oil pump column 9-08055-413-0 01
9	---	Front housing assembly --oil pump 1-19511-149-0 01
10	---	Rear housing assembly - oil pump 1-19511-150-0 01
13	---	Shaft-retaining ring 1-19521-034-0 01
14	---	Retaining ring -- Oil pump 1-19519-172-0 01
15	---	Needle roller bearing – Oil pump 1-19515-004-0 01
16	---	Retaining ring -- Oil pump 9-19519-078-0 01
17	---	Snap ring -- Oil pump 1-19510-177-0 01
19	---	Oil seal - Oil pump 1-19519-252-0 01
21	---	Washer -- Front cover to housing body 1-19510-321-0 01
22	---	Pump core assembly -- oil pump 1-19519-336-0 01

4-42		Power steering oil pump	
Figure No.			
SN	Recommended specifications / part name		
	Part Number	Partial Parts/Quantities/Precautions	
	1 1 9 5 0 0 5 4 8 8 0		
2 3	----	Side plate -- oil pump	
	1-19519-133-1	01	
2 4	----	Thrust plate assembly	
	1-19519-316-0	01	
2 5	----	Pin -Housing	
	9-88510-408-0	02	
2 6	----	Screw - Thrust plate	
	1-19519-076-0	02	
2 7	----	Valve assembly -- oil pump	
	1-19519-183-1	01	
2 8	----	Excretion valve - oil pump	
	1-19519-230-0	01	
2 9	----	Washer -- Excretion valve to Valve	
	8-94242-528-0	01	
3 2	----	Spring -- Oil pump	
	9-19529-013-0	01	
3 3	----	Blot - cover	
	1-19519-331-0	04	
3 7	----	Washer--tube link	
	1-19519-292-0	01	
3 8	----	Connector—oil pump	
	1-19519-307-0	01	
3 9	----	Washer -- Oil Pump	
	1-19519-308-0	01	(A)
	1-19519-320-0	01	(B)

Front suspension

4-50

Figure No.



4-50		Front suspension				
Figure No.		Recommended specifications / part name				
SN	Isuzu figure No.	QingLing figure No.	Left/Right	Qty.	Model used /Apply to/Precautions	
					A	B
					Short-wheel base chassis Long-wheel base chassis	
2	Washer -- Oil Pump				See figure 4-55	
	1-51130-349-0	2902010-113		02	AB	9 pieces
1 4	Upper nut- Shock absorber					
	9-99111-414-0			02	AB	#14
1 8	Center washer --Shock Absorber Bracket					
	9-51631-041-0			04	AB	Inner diameter=20.8
6 2	Front shock absorber assembly					
	1-51630-579-0			02	AB	
6 5	Washer --Shock absorber					
	9-51631-040-0			04	AB	Inner diameter=16.5
6 8	Bushing - Shock absorber					
	9-51631-026-0			04	AB	(B)
	9-51631-039-0			04	AB	(A)
7 1	Upper locking nut - Shock absorber					
	9-99111-414-0			02	AB	#14
7 3	Nut- Shock absorber					
	9-99110-420-0			02	AB	#20
1 1 1	Cage -- Shock absorber bracket					
	1-51681-723-0		L	01	AB	
	1-51681-722-0		R	01	AB	
1 6 8	Bracket - Shock absorber					
	1-51681-616-0	2801030-113		02	AB	
1 8 0	Flat washer - pin					
	9-09160-520-0			02	AB	Inner diameter

Front suspension						4-50
						Figure
SN	Recommended specifications / part name					
	Isuzu figure No.	QingLing figure No.	Left/Right	Qty.	Model used /Apply to/Precautions	
					A Short-wheel base chassis B Long-wheel base chassis	
1 8 3	---- Lifting lug assembly -- front suspension					
	1-51167-029-4			02 AB		
1 8 5	---- Lock washer - pin					
	9-09150-812-0			12 AB	Inner diameter=12	
1 8 6	-B- Bushing - lifting lug					
	1-51351-009-0			06 AB	Inner diameter=32	
1 8 7	---- Grease nozzle - Front					
	9-09031-210-0			02 AB	PT1/8	
1 8 8	---- Rubber Block - Front Spring U-bolt					
	1-51172-088-0			02 AB		
1 9 2	---- Pad plate					
	1-51177-284-1			01 AB	Thickness=6	
1 9 3	---- Nut-U-bolt					
	9-09112-822-0			08 AB	M28	
1 9 7	---- Front spring pin - Front reed					
	1-51161-031-0			06 AB		
2 0 1	---- Nut-Spring lock pin					
	9-99110-512-0			12 AB	M12	
2 0 4	---- Grease nozzle - Rear					
	9-09031-010-0			02 AB	(A) PT1/8	
	9-09031-210-0			02 AB	(B) PT1/8	

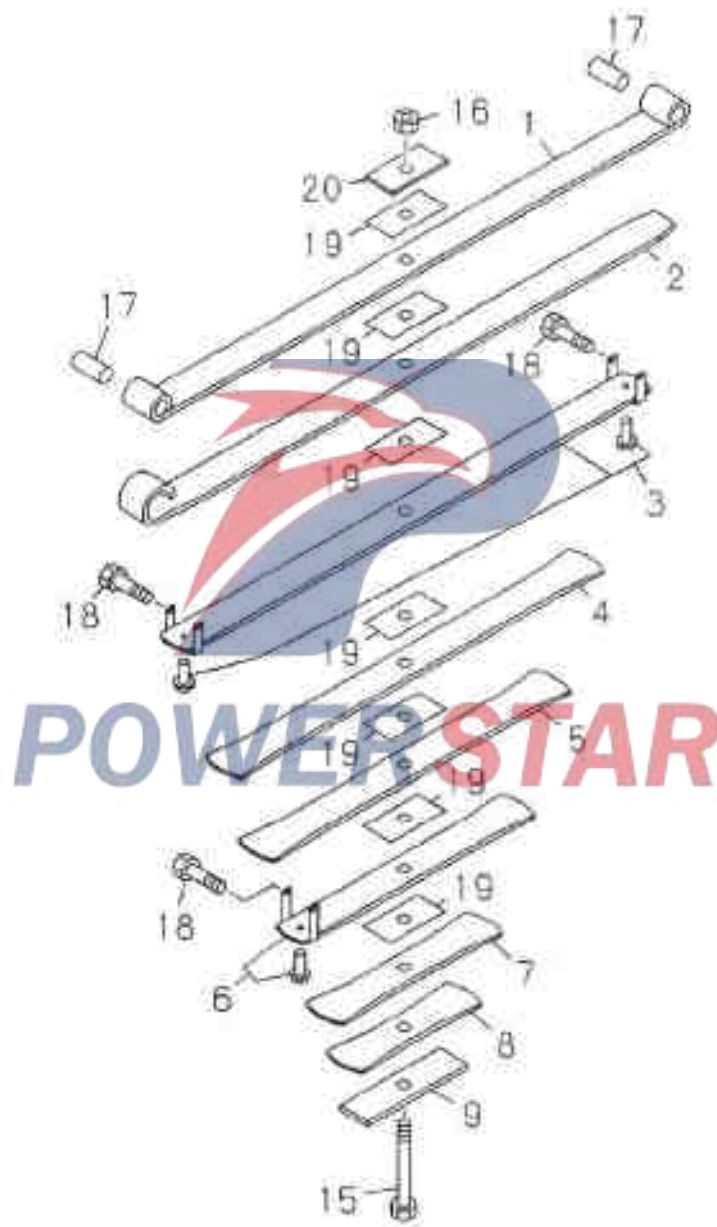
4-50		Front suspension			
Figure No.					
SN	Recommended specifications / part name				
	Isuzu figure No.	QingLing figure No.	Leaf/Right	Qty.	Model used /Apply to/Precautions
					A Short-wheel base chassis B Long-wheel base chassis
205	---- Joint - Grease mouth				
	9-43165-001-0			06 AB	
206	---- Lock washer - spring pin				
	1-51169-018-0			12 AB	Inner diameter=32.4
207	---- Bolt - Spring to lifting lug				
	0-10806-280-0			12 AB	M12X80
208	---- U-bolt assembly -- front leaf spring				
	1-87870-380-0			04 AB	Length=210
211	---- Washer -- Shock Absorber Bracket				
	9-51631-027-0			02 AB	(A) Inner diameter=27
	9-51631-028-0			02 AB	(B) Inner diameter=21



Front leaf spring


4-55

Figure No.



4-55		Front leaf spring	
Figure No.			
SN	Recommended specifications / part name		
	Part Number	Partial Parts/Quantities/Precautions	
	1	5	1
		1	1
		3	0
		3	3
		4	4
		9	0
		0	0
1	----	1st piece - Front leaf spring	
	1-51131-349-0	01	
2	----	2nd piece - Front leaf spring	
	1-51132-349-0	01	
3	----	3rd piece - Front leaf spring	
	1-51133-349-0	01	
4	----	4th piece - Front leaf spring	
	1-51134-349-0	01	
5	----	5th piece - Front leaf spring	
	1-51135-349-0	01	
6	----	6th piece - Front leaf spring	
	1-51136-349-0	01	
7	----	7th piece - Front leaf spring	
	1-51137-349-0	01	
8	----	8th piece - Front leaf spring	
	1-51138-349-0	01	
9	----	9th piece - Front leaf spring	
	1-51139-349-0	01	
15	----	Center bolt -- Front steel plate	
	1-51156-328-0	01	Length=150
16	----	Nut- Front steel plate	
	1-09400-054-0	01	M16
17	----	Bushing - Front steel plate	
	1-51351-009-0	02	Inner diameter=32

		Front leaf spring		4-55
				Figure No.
SN	Recommended specifications / part name			
	Part Number	Partial Parts/Quantities/Precautions		
		1 5 1 1 3 0 3 4 9 0		
18	----	Clips bolt - Front steel plate		
		I-09000-328-0 03	M10X99	
19	----	Gasket - Front steel plate		
		I-51177-071-0 07		
20	----	Seat - Front steel plate		
		I-51177-107-0 01	(Thick +12)	

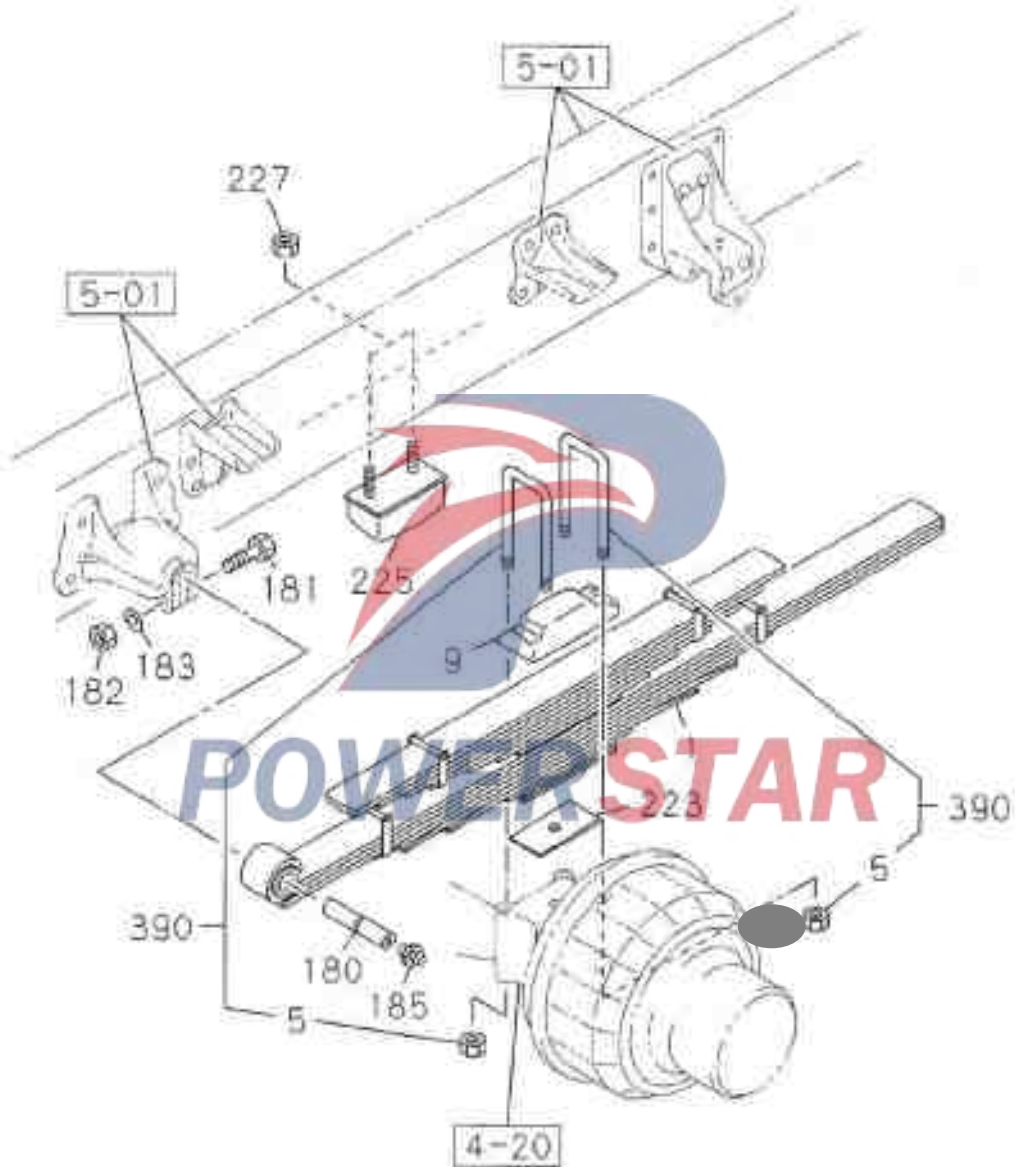


POWERSTAR

4-60

Rear suspension

Figure No.



Rear suspension						4-60
						Figure No.
SN	Recommended specifications / part name					
	Isuzu figure No.	QingLing figure No.	Left/Right	Qty.	Model used /Apply to/Precautions	
					A Short-wheel base chassis B Long-wheel base chassis	
1	Rear leaf spring assembly					
	1-51300-522-0	2912010-113	02	AB	See figure 4-65 14 pieces	
5	Nut – Rear spring U-bolt					
	9-99112-824-0		08	AB	M24	
9	Liner – Rear spring U-bolt					
	1-51372-030-0		02	AB		
1 8 0	Pin - Rear steel plate					
	1-51361-020-0		02	AB		
1 8 1	Bolt - steel plate and lifting lug					
	0-10806-480-0		02	AB	M14XB0	
1 8 2	Nut - Rear steel plate pin					
	9-99110-414-0		02	AB	M14 Rotate	
1 8 3	Lock washer- Rear steel plate pin					
	9-09150-514-0		02	AB	Inner diameter=14	
1 8 5	Grease nozzle - Rear					
	9-09031-010-0		02	AB	PT1/8	
2 2 3	Gasket -- Rear Leaf Spring U-bolt					
	1-51377-368-0		02	A		
	1-51377-385-0		02	B	Wheelbase is 4600MM	
	1-51377-371-0		02	B	Wheelbase is 5000MM Wheelbase is 5000MM	
				B		
2 2 5	Rubber Block - Rear steel plate					
	1-53366-045-0		02	AB		

4 - 60		Rear suspension			
Figure No.					
SN	Recommended specifications / part name				
	Isuzu figure No.	QingLing figure No.	Qty.	Model used /Apply to/Precautions	
				A	Short-wheel base chassis
				B	Long-wheel base chassis
2 2 7	---	Nut - Slow block			
	0-91150-212-0		04	AB	M12 Reel
3 9 0	---	U-bolt assembly -- Rear steel plate			
	1-87870-036-2		04	AB	Length=490

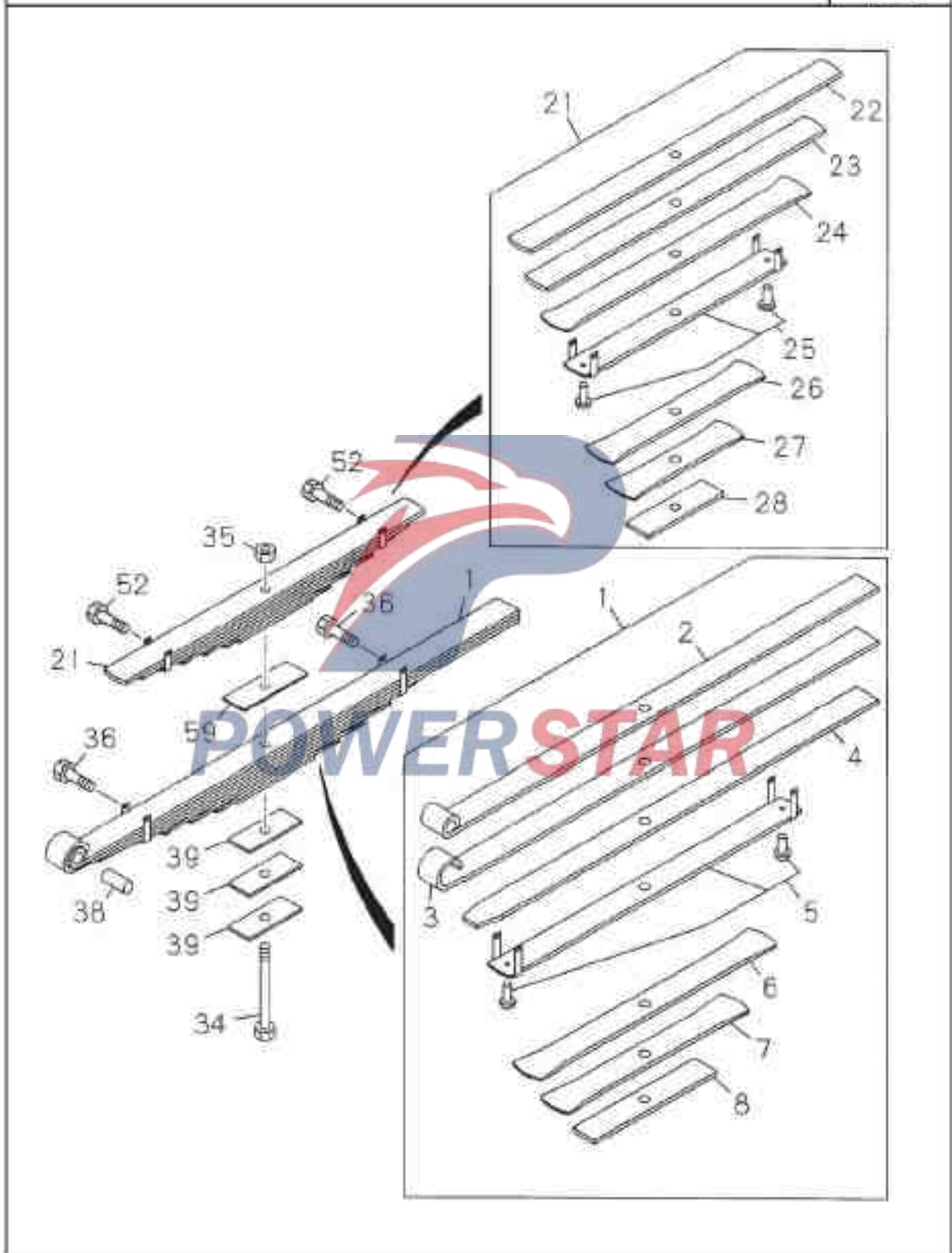


POWERSTAR

Rear leaf spring

4-65

Figure No.



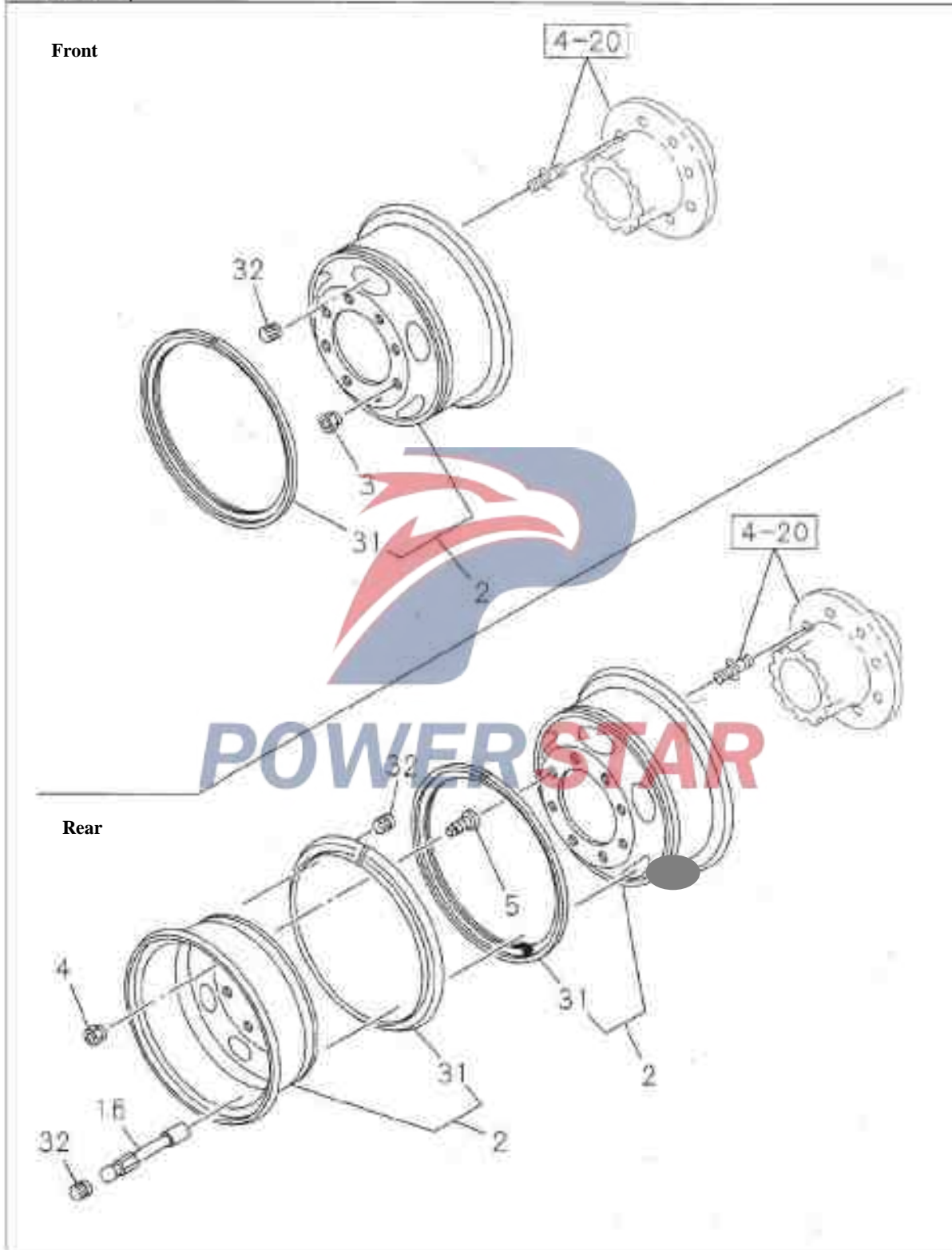
4 - 65		Rear leaf spring	
Figure No.			
SN	Recommended specifications / part name		
	Part Number	Partial Parts/Quantities/Precautions	
1	--- Main Rear leaf spring assembly 1-51410-094-0 01		
2	--- 2stpiece -- Main rear leaf spring 1-51411-094-0 01		
3	--- 2nd piece -- Main rear leaf spring 1-51412-094-0 01		
4	--- 3rd piece -- Main rear leaf spring 1-51413-094-0 01		
5	--- 4th piece -- Main rear leaf spring 1-51414-094-0 01		
6	--- 5th piece -- Main rear leaf spring 1-51415-094-0 01		
7	--- 6th piece -- Main rear leaf spring 1-51416-094-0 01		
8	--- 7th piece -- Main rear leaf spring 1-51417-094-0 01		
2 1	--- Secondary rear leaf spring assembly 1-51340-612-0 01		
2 2	--- 1st piece -- Secondary rear leaf spring 1-51341-612-0 01		
2 3	--- 2nd piece -- Secondary rear leaf spring 1-51342-612-0 01		
2 4	--- 3rd piece -- Secondary rear leaf spring 1-51343-612-0 01		

		Rear leaf spring		4-65
				Figure No.
SN	Recommended specifications / part name			
	Part Number	Partial Parts/Quantities/Precautions		
25	----	4th piece -- Secondary rear leaf spring		
	1-51344-612-0	01		
26	----	5th piece -- Secondary rear leaf spring		
	1-51345-612-0	01		
27	----	6th piece -- Secondary rear leaf spring		
	1-51346-612-0	01		
28	----	7th piece -- Secondary rear leaf spring		
	1-51347-612-0	01		
34	----	Center bolt - Rear leaf spring		
	1-51356-140-0	01	Length=235	
35	----	Center nut- Rear leaf spring		
	1-09400-054-0	01	M16	
36	----	Clips bolt -- Master rear leaf spring		
	1-09000-334-0	02		
38	----	Bushing assembly --Main rear leaf spring		
	1-51351-010-0	01		
39	----	Pad plate -- Main rear leaf spring		
	1-51377-118-0	03	Thickness=10	
52	----	Clips bolt -- Secondary rear leaf spring		
	1-09000-334-0	02		
59	----	Pad plate -- Secondary rear leaf spring		
	1-51377-118-0	01	Thickness=10	

4-80

Wheel

Figure No.

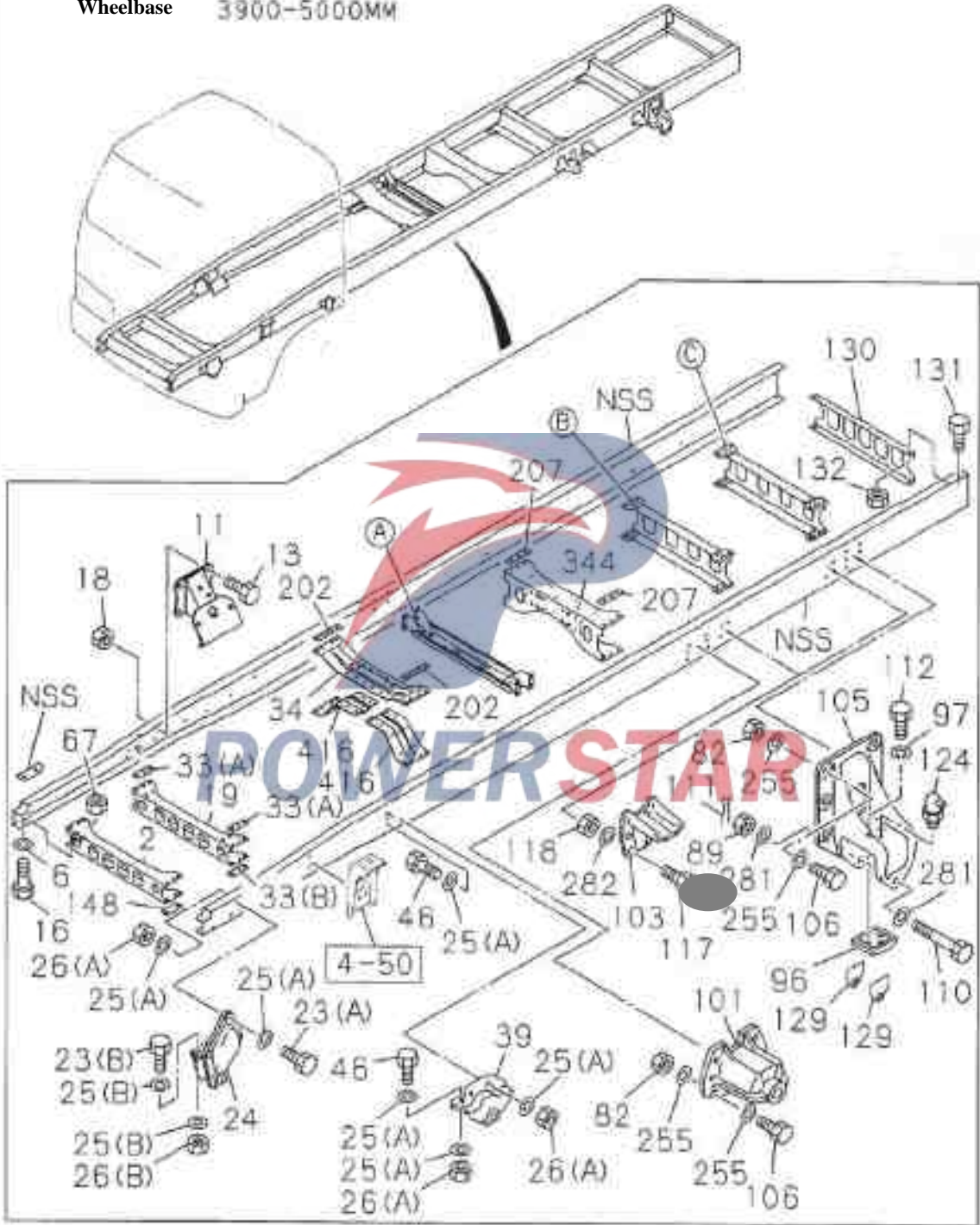


						Wheel		4-80	
								Figure	
SN	Recommended specifications / part name								
	Isuzu figure No.	QingLing figure No.	Left/Right	Qty.	Model used /Apply to/Precautions				
					A Short-wheel base chassis				
					B Long-wheel base chassis				
2	Wheel hub assembly								
	1-42350-478-0	3101220-117		03	AB	Front wheel, spare wheel			
	1-42350-478-0	3101220-117		04	AB	Rear wheel			
3	-B- Front wheel nut								
	1-42334-022-0		L	08	AB	M24 Rotate left			
	1-42333-022-0		R	08	AB	M24 Rotate right			
4	-B- Rear wheel nut								
	1-42334-023-0		L	08	AB	M30 Rotate left			
	1-42333-023-0		R	08	AB	M30 Rotate right			
5	-B- Rear wheel inner nut								
	1-42336-005-0		L	08	AB	External thread M30, internal thread M20,		Rotate left	
	1-42335-005-0		R	08	AB	External thread M30, internal thread M20,		Rotate right	
16	Valve								
	1-42370-024-0	3101412-113		02	AB	Length=170			
31	Retaining ring -- wheel rim								
	1-42355-003-1	3101221-117		03	AB	Front wheel, spare wheel			
	1-42355-003-1	3101221-117		04	AB	Rear wheel			
32	Valve cap								
	1-42374-001-0	3101413-113		05	AB				

5-01 Frame and other components

Figure No. Crossbeam and support

Wheelbase 3900-5000MM



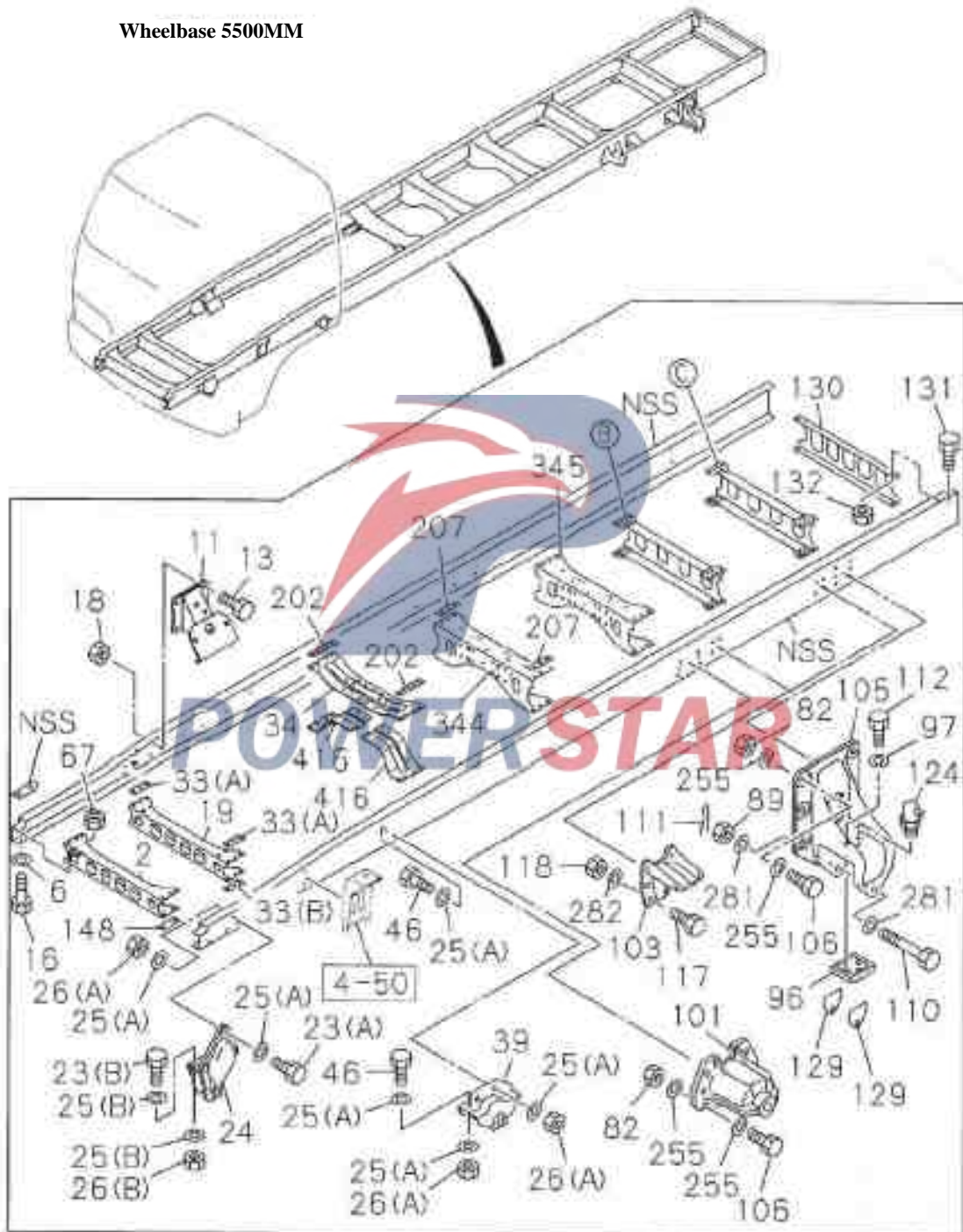
Frame and other components

5-01

Crossbeam and support

Figure No.

Wheelbase 5500MM

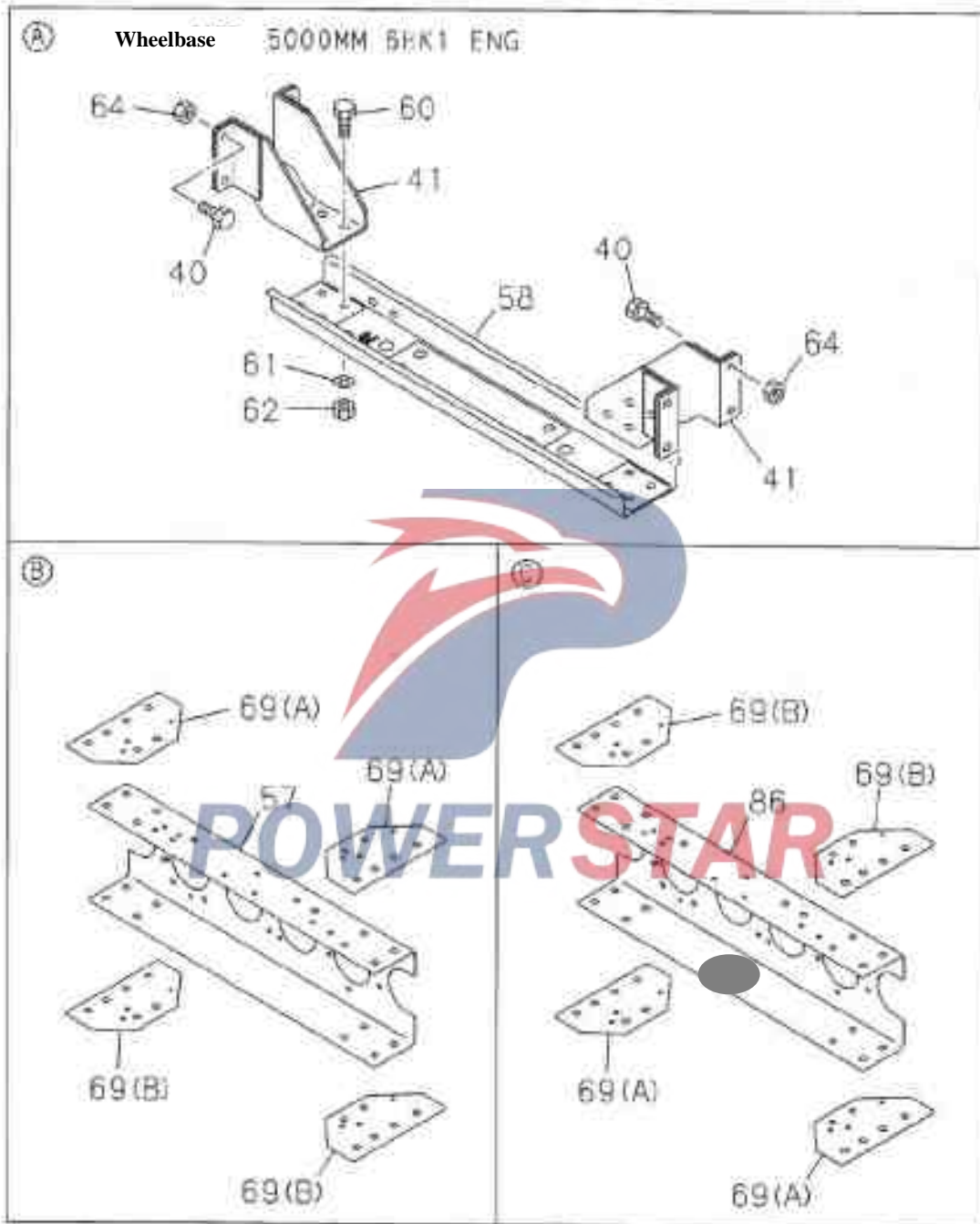


5-01

Frame and other components

Figure No.

Middle beam. Rear crossbeam and reinforcing plate



Frame and other components						5-01
						Figure No.
SN	Recommended specifications / part name					
	Isuzu figure No.	QingLing figure No.	Left/Right	Qty.	Model used /Apply to/Precautions	
					A Wheelbase 3900MM(39W) B Wheelbase 4600MM(46W) C Wheelbase 5000MM(50W) D Wheelbase 5500MM(55W)	
2	1st crossbeam					
	I-53181-968-0			01 ABCD	Euro II Emission System	
	I-53181-670-0			01 ABCD	Non -Euro II Emission System	
6	Lock washer- 1st crossbeam					
	9-09150-616-0			01 ABCD	6HK1 Standard engine Inner diameter=16	
	9-09150-616-0			02 ABCD	6HK1 Engine boost Inner diameter=16	
1 1	Engine mounting bracket assembly					
	I-53211-195-0	2801110-113		02 ABCD		
1 3	Bolt - Engine mounting bracket assembly					
	0-28891-235-0			08 ABCD	M12X35 Reel	
1 6	Bolt - 1st crossbeam to Stringer beam					
	0-20801-640-0			01 ABCD	6HK1 Standard engine M16X40	
	0-20801-640-0			02 ABCD	6HK1 Engine boost M16X40	
1 8	Nut - Engine mounting bracket assembly					
	0-91150-212-0			08 ABCD	M12 Reel	
1 9	2nd beam					
	I-53181-969-0			01 ABCD	Euro II Emission System	
	I-53181-671-9	2801041-163		01 ABCD	Non -Euro II Emission System	
2 3	Bolt -Front leaf spring/bracket					
	9-92061-445-0			06 ABCD	(A) M14X45	
	9-92061-650-0			04 ABCD	(B) M16X50	

5-01		Frame and other components				
Figure						
SN	Recommended specifications / part name					
	Isuzu figure No.	QingLing figure No.	Left/Right	Qty.	Model used /Apply to/Precautions	
					A Wheelbase 3900MM(39W) B Wheelbase 4610MM(46W) C Wheelbase 5000MM(50W) D Wheelbase 5500MM(55W)	
2 4	Front support – Front leaf spring					
	1-53351-149-3	2801101-113	L	01	ABCD	
	1-53351-148-3	2801102-113	R	01	ABCD	
2 5	Flat washer - Front leaf spring/bracket					
	1-09503-223-0			08	ABCD (B) Inner diameter=16.2	
	9-09651-069-0			28	ABCD (A) Inner diameter=15	
2 6	Nut -Front leaf spring/bracket					
	9-99110-514-0			14	ABCD (A) M14	
	9-99110-516-0			04	ABCD (B) M16	
3 3	Gasket -- Second crossbeam					
	1-53168-276-0	2801042-113		02	ABCD (A)	
	1-53168-287-0	2801043-113		02	ABCD (B)	
3 4	3rd beam					
	1-53174-231-1	2801051-113		01	ABCD	
3 9	Rear support – Front leaf spring					
	1-53352-125-2	2801107-113	L	01	ABCD	
	1-53352-124-2	2801108-113	R	01	ABCD	
4 0	Bolt - Bracket to Frame					
	0-28681-040-0			08	C 6HK1 Engine boost M10X40 Reel	

Frame and other components						5-01
						Figure No.
SN	Recommended specifications / part name					
	Isuzu figure No.	QingLing figure No.	Left/Right Qty.	Model used /Apply to/Precautions		
				A	Wheelbase 3300MM(33W)	
				B	Wheelbase 4600MM(46W)	
				C	Wheelbase 5000MM(50W)	
				D	Wheelbase 5500MM(55W)	
4 1	Bracket -drive shaft middle bearing					
	1-37515-085-0		02	C	6HK1 Engine boost	
4 6	Bolt - Front steel plate rear bracket fixed					
	9-92061-440-0		08	ABCD	Non -Euro II Emission System 6HK1 Standard engine Euro II Emission System M14X40	
	9-92061-445-0		08	ABCD	6HK1 Engine boost Euro II Emission System M14X45	
5 7	Front crossbeam - Rear leaf spring					
	1-53181-380-6	2801081-113	01	ABCD		
5 8	Crossbeam - Drive shaft intermediate support					
	1-37529-115-0		01	C	6HK1 Engine boost	
6 0	Reel					
	0-28681-025-0		08	C	6HK1 Engine boost M10X25 Reel	
6 1	Flat washer - Crossbeam					
	9-09164-610-0		08	C	6HK1 Engine boost Inner diameter=10 Outside diameter=22	
6 2	Nut - Crossbeam					
	0-91150-110-0		08	C	6HK1 Engine boost M10 Reel	
6 4	Nut - Bracket to Frame					
	0-91150-110-0		08	C	6HK1 Engine boost M10 Reel	
6 7	Nut - Crossbeam					
	9-99110-516-0		01	ABCD	6HK1 Standard engine M16	
	9-99110-516-0		02	ABCD	6HK1 Engine boost M16	
6 9	Reinforcing plate - Rear suspension					
	1-53167-462-0	2801083-113	04	ABCD	(A)	

5-01		Frame and other components			
Figure No.					
SN	Recommended specifications / part name				
	Isuzu figure No.	QingLing figure No.	Left/Right	Qty.	Model used /Apply to/Precautions
					A Wheelbase 3900MM(39W) B Wheelbase 4600MM(46W) C Wheelbase 5000MM(50W) D Wheelbase 5500MM(55W)
6 9	-----	Reinforcing plate – Rear suspension			
	1-53167-463-0		04	ABCD	(B)
8 2	-----	Nut- Rear spring bracket			
	9-99110-514-0		24	ABCD	M14
8 6	-----	Rear crossbeam – Rear suspension			
	1-53181-380-E	2801081-113	01	ABCD	
8 9	-----	Limit nut- Rear leaf spring			
	9-99116-414-0		02	ABCD	M14
9 6	-----	Liner – Rear spring			
	1-53359-047-0		02	ABCD	
9 7	-----	Lock washer - liner			
	9-09150-514-0		04	ABCD	Inner diameter=14
1 0 1	-----	Front support –Rear leaf spring			
	1-53353-078-1	2801062-113	02	ABCD	
1 0 3	-----	Limit block - Secondary rear leaf spring			
	1-53356-057-0	2801115-113	04	ABCD	
1 0 5	-----	Rear support -- Rear leaf spring			
	1-53354-064-1	2801112-113	02	ABCD	
1 0 6	-----	Bolt- Rear spring bracket			
	9-92061-450-0		24	ABCD	M14X50
1 1 0	-----	Bolt- Rear spring limit			
	1-09000-007-0		02	ABCD	
1 1 1	-----	Cotter pin - Rear spring limit			
	9-08113-028-0		02	ABCD	

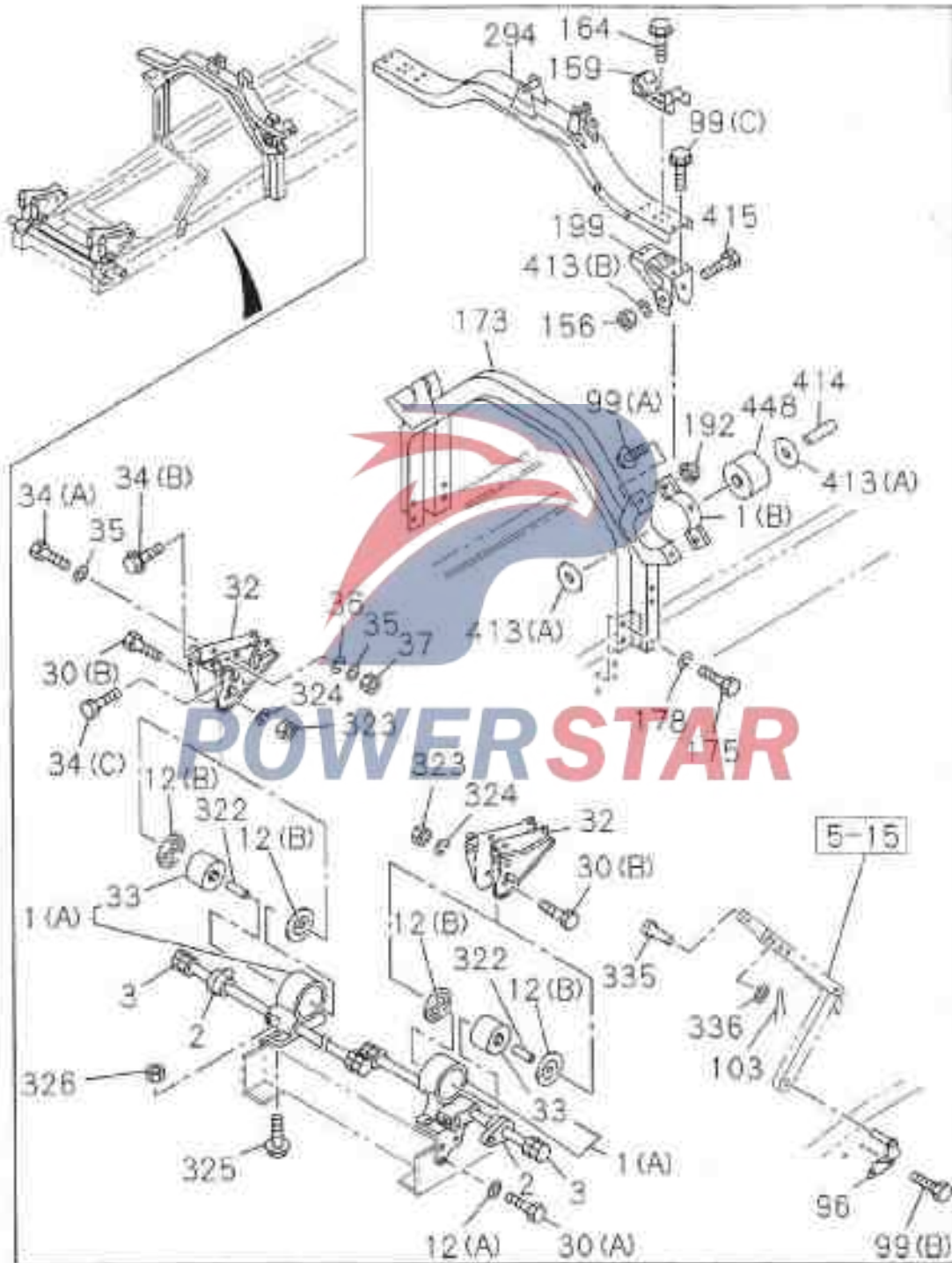
Frame and other components						5-01
						Figure No.
SN	Recommended specifications / part name					
	Isuzu figure No.	QingLing figure No.	Left/Right	Qty.	Model used /Apply to/Precautions	
					A Wheelbase 3500MM(39W) B Wheelbase 4600MM(46W) C Wheelbase 5000MM(50W) D Wheelbase 5500MM(55W)	
1 1 2	---	Bolt - liner				
	0-20801-435-0			04 ABCD	M14X35	
1 1 7	---	Bolt - Limit block				
	9-91065-450-0			16 ABCD	M14X50	
1 1 8	---	Nut - Limit block				
	9-99110-514-0			16 ABCD	M14	
1 2 4	---	Grease				
	9-09031-110-0			02 ABCD	PT1/8	
1 2 9	---	Side Gasket				
	1-53359-061-1			02 ABCD	Thickness=4.5	
	1-53359-062-1			02 ABCD	Thickness=3.2	
1 3 0	---	Rear crossbeam				
	1-53181-151-2	2801062-113		01 ABCD		
1 3 1	---	Bolt - Rear crossbeam				
	0-28681-236-0			04 ABCD	M12X30 Rec	
1 3 2	---	Nut- Rear crossbeam				
	0-91150-112-0			04 ABCD	M12	
1 4 8	---	Gasket - Crossbeam				
	1-53168-341-0	2801035-113		02 ABCD		
2 0 2	---	Gasket -- third crossbeam				
	1-53168-351-1	2801055-113		02 ABCD		

5-01		Frame and other components					
Figure							
SN	Recommended specifications / part name						
	Isuzu figure No.	QingLing figure No.	Left/Right	Qty.	Model used /Apply to/Precautions		
					A	Wheelbase 2800MM(28W)	
					B	Wheelbase 4600MM(46W)	
					C	Wheelbase 5000MM(50W)	
					D	Wheelbase 5500MM(55W)	
2 0 7	Gasket -- Fourth crossbeam						
	1-53168-163-1	2801062-113		02	A D	Engine boost	
					BC	Standard engine	
	1-53168-162-2	2801061-113		02	BC	Standard engine	
2 5 5	Flat washer - Rear spring bracket						
	9-09651-059-0			48	ABCD	Inner diameter=15	
2 8 1	Washer -- rear spring position limit						
	9-09160-614-0			04	ABCD	Inner diameter=14	
2 8 2	Flat washer - Limit block						
	9-09651-059-0			16	ABCD	Inner diameter=15	
3 4 4	4th crossbeam						
	1-53171-953-2	2801061-113		01	ABCD		
3 4 5	5th crossbeam						
	1-53171-953-2	2801061-113		01	D		
4 1 6	Reinforcing plate - third crossbeam						
	1-53164-214-0	2801053-113	L	01	ABCD		
	1-53164-213-0	2801054-113	R	01	ABCD		

Cab Mount -- Longitudinal beam

5-10

Figure No.



5-10		Cab Mount -- Longitudinal beam			
Figure		Recommended specifications / part name			
SN	Isuzu figure No.	QingLing figure No.	Qty.	Model used /Apply to/Precautions	
				A	B
			Left/Right		
1	Bracket -- Cab suspension				
	1-53454-648-1		02	AB	(B)
	1-53453-291-0		L 01	AB	(A)
	1-53453-290-0		R 01	AB	(A)
2	Bushing -- Torsion bar				
	1-53458-282-0		02	AB	
3	Torsion bar				
	1-09585-130-0		L 01	AB	
	1-09585-129-0		R 01	AB	
1 2	Lock washer - Bracket				
	1-53458-893-1		04	AB	(B)
	9-09651-069-0		10	AB	(A)
					Inner diameter=15
3 0	Bolt- Cab front installation bracket				
	5-51361-002-1		02	AB	(B)
					M16X115
	9-92061-450-0		10	AB	(A)
					M14X50
3 2	Side bracket -- Cab front installation				
	1-62580-231-4		L 01	AB	
	1-62580-230-4		R 01	AB	
3 3	Rubber bushing - Cab front installation bracket				
	1-53458-681-0		02	AB	
3 4	Bolt- Cab front installation side bracket				
	1-79198-008-0		04	AB	(A)
					M10X105
	8-94279-219-0		08	AB	(B)
					M10X20 With self-locking washers and flat washers

Cab Mount -- Longitudinal beam						5 - 10
						Figure No.
SN	Recommended specifications / part name					
	Isuzu figure No.	QingLing figure No.	Left/Right	Qty.	Model used /Apply to/Precautions	
					A Short-wheel base chassis B Long-wheel base chassis	
3 4	Bolt- Cab front installation side bracket					
	8-94279-208-0			01	AB	Manual air conditioning system (C) M8X20 With self-locking washers and flat washers
	8-94279-208-0			03	AB	Non-manual air- conditioning system (C) M8X20 With self-locking washers and flat washers
3 5	Flat washer - Cab installation bracket					
	1-09985-184-0			08	AB	Inner diameter=10.5 Outside diameter=26 Thickness=2.6
3 6	Flat washer - Cab front installation bracket					
	1-09985-185-0			04	AB	Inner diameter=10
3 7	Nut- Cab front installation bracket					
	1-09984-142-0			04	AB	M10
9 6	Bracket -Cab support rod					
	1-62500-628-0			01	AB	
9 9	Bolt - Bracket					
	0-28680-820-0			08	AB	(C) M8X20 Reel
	0-28681-230-0			04	AB	(A) M12X30 Reel
	0-28691-030-0			02	AB	(B) M10X30 Reel
1 0 3	Cotter pin -- Cab support rod					
	1-09746-021-0			01	AB	
1 5 6	Nut -- Cab rear suspension					
	9-99110-516-0			02	AB	M16

5-10
Cab Mount -- Longitudinal beam

Figure No.

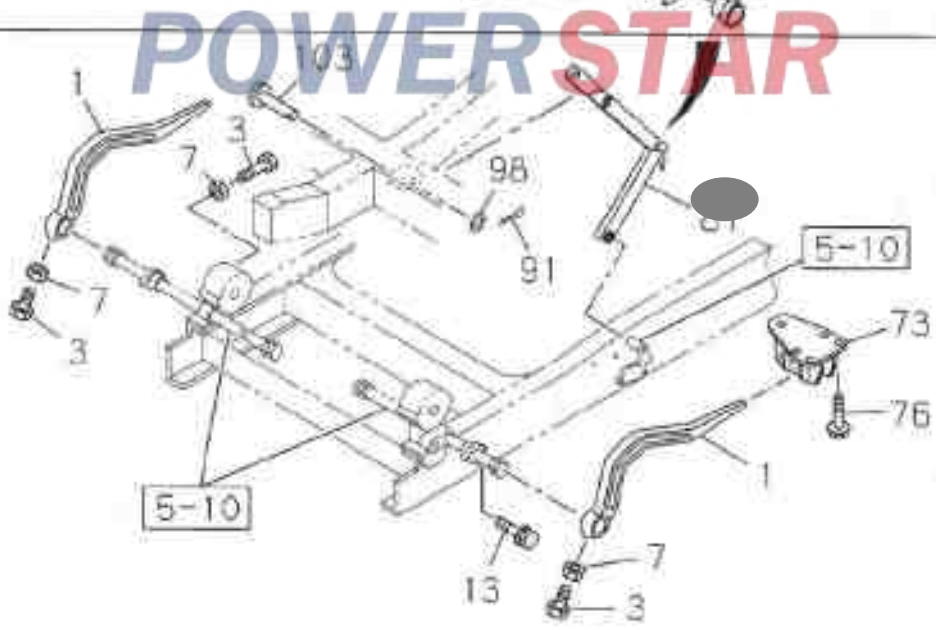
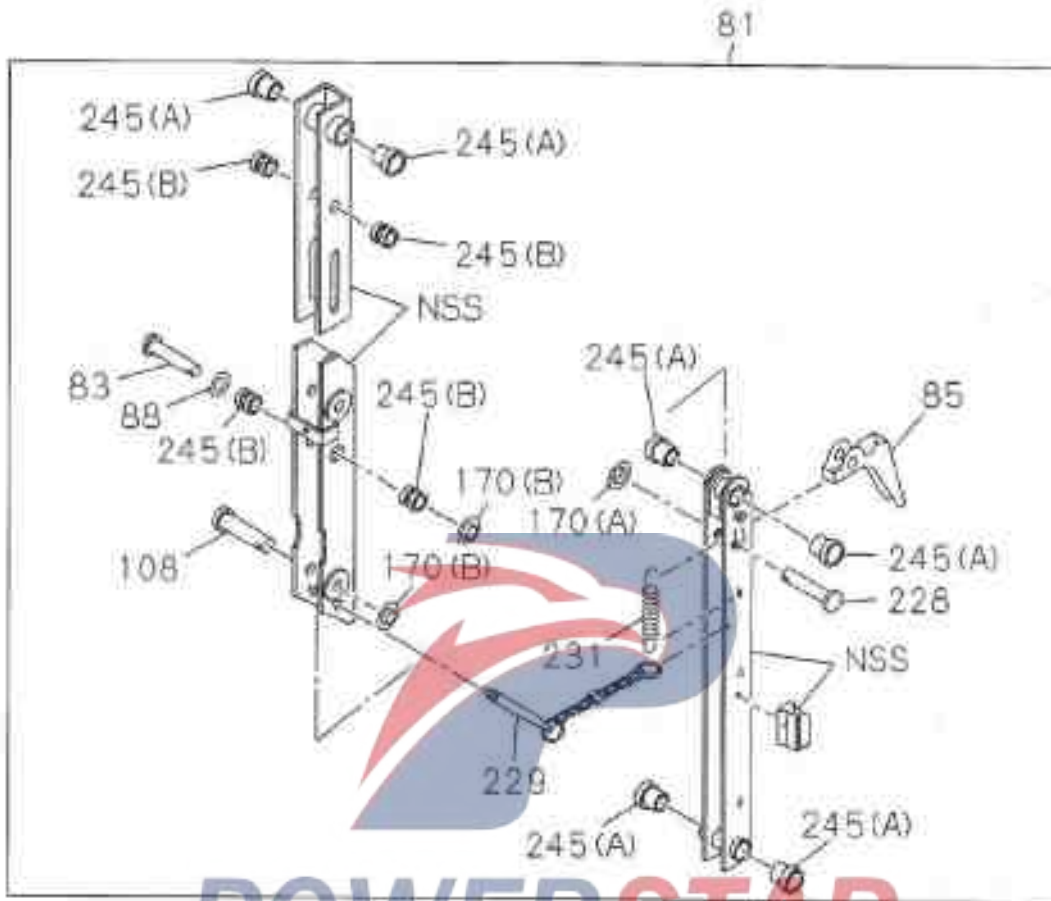
SN	Recommended specifications / part name				
	Isuzu figure No.	QingLing figure No.	Qty.	Model used /Apply to/Precautions	
				A	S
1 5 9	----	Bracket gasket- Cab suspension			
	1-53458-285-0		02	AB	
1 6 4	----	Bolt- Cab suspension			
	0-28660-820-0		04	AB	#8X20 Reel
1 7 3	----	Support beam-- Cab rear suspension			
	1-53454-705-1		01	AB	
1 7 5	----	Bolt - Support beam to frame			
	9-92061-235-0		08	AB	#12X35
1 7 8	----	Lock washer - Support beam			
	0-09150-612-0		08	AB	Inner diameter=12
1 9 2	----	Nut - Bracket fixed			
	0-91150-212-0		04	AB	#12 Reel
1 9 9	----	Bracket - Cab rear suspension			
	1-53454-644-2		02	AB	
2 9 4	----	Floating support beam			
	1-53454-602-0		01	AB	
3 2 2	----	Collar - Front suspension cab			
	1-53459-941-1		02	AB	
3 2 3	----	Nut - Cab Front suspension			
	9-99110-516-0		02	AB	#16
3 2 4	----	Lock washer - Cab front suspension side			
	9-09150-816-0		02	AB	Inner diameter=16
3 2 5	----	Bolt - guide nut			
	0-28581-240-0		02	AB	#12X40 Reel

Cab Mount -- Longitudinal beam						5 - 10
						Figure No.
SN	Recommended specifications / part name					
	Isuzu figure No.	QingLing figure No.	Qty.	Model used /Apply to/Precautions		
				<input type="checkbox"/> Short-wheel base chassis <input type="checkbox"/> Long -wheel base chassis		
3 2 6	---	Nut- guide nut				
	9-99110-512-0		02	AB	M12	
3 3 5	---	Locking pin - Adjusting rod				
	1-09744-107-0		01	AB		
3 3 6	---	Flat washer - Adjusting rod				
	1-09985-183-0		01	AB		
4 1 3	---	Lock washer - Cab rear suspension				
	1-53458-693-1		04	AB	(A)	
	9-09150-816-0		02	AB	(B)	
					Inner diameter=16	
4 1 4	---	Collar - Cab rear suspension				
	1-53459-941-1		02	AB		
4 1 5	---	Pin - Cab rear suspension				
	5-51361-002-1		02	AB	M16X115	
4 4 8	---	Bushing - Cab rear suspension				
	1-53458-635-0		02	AB		

5-15

Cab Mount -- Cab Side

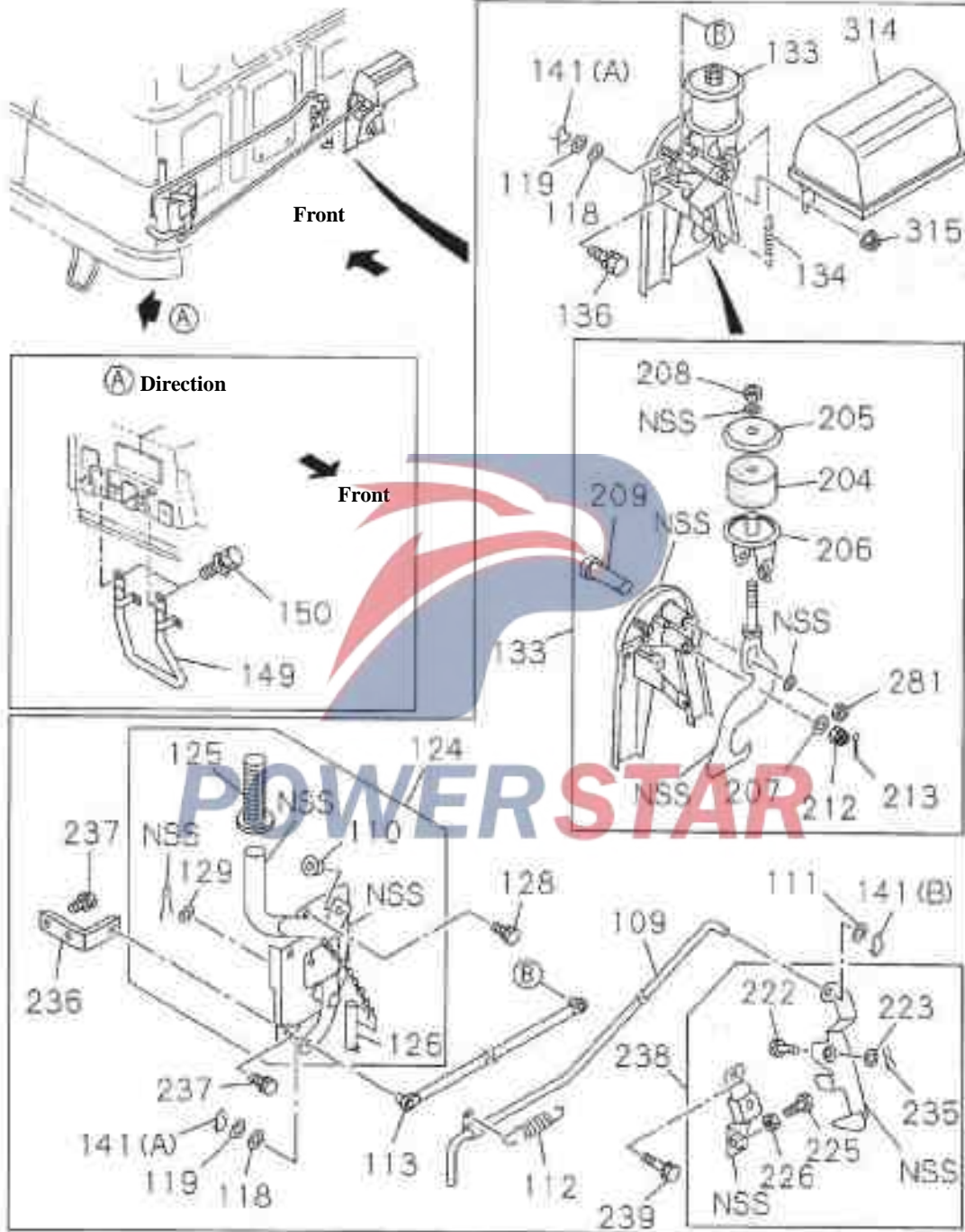
Figure No.



Cab Mount -- Cab Side

5-15

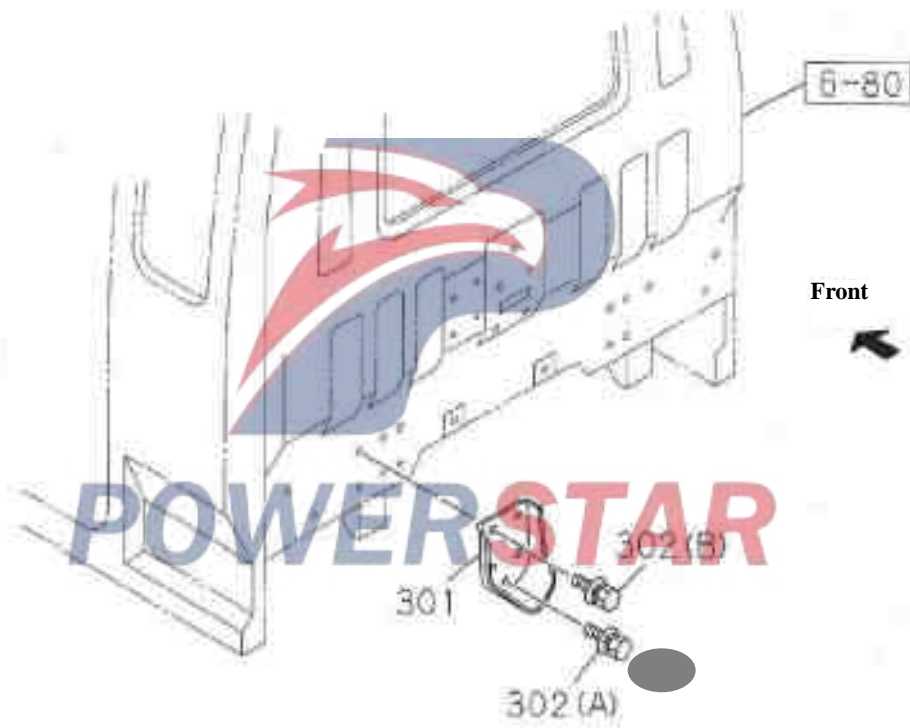
Figure No.



5-15

Cab Mount -- Cab Side

Figure No.



Cab Mount -- Cab Side
5 - 15
Figure No.

SN	Recommended specifications / part name			
	Isuzu figure No.	QingLing figure No.	Qty.	Model used /Apply to/Precautions
				Left/Right A Short-wheel base chassis B Long-wheel base chassis
1	Tightening torque			
	1-53458-750-0		L 01 AB	
	1-53458-617-0		R 01 AB	
3	Bolt - Tightening torque			
	1-09000-435-0		04 AB	M10X32
7	Locking nut - Tightening torque			
	9-09110-510-0		04 AB	M10
13	Bolt - Tightening torque bush			
	0-28080-612-0		02 AB	M6X12 Reel
73	Board assembly -- Torsion bar			
	1-53459-790-1		02 AB	
76	Bolt - Plate assembly			
	8-94279-213-0		06 AB	M10X30 With self-locking washers and flat washers
81	Support rod assembly- Cab tilting			
	1-62500-720-1		01 AB	
83	Connection pin – Cab support			
	1-09744-106-0		01 AB	Outside diameter=10 Length=42
85	Operating lever of lock- Cab Support			
	1-62500-503-0		01 AB	
88	Flat washer - Connection pin			
	1-09985-183-0		01 AB	Inner diameter=10.5 Thickness=2.0
91	Cotter pin -- Cab support			
	1-09746-021-0		01 AB	
98	Washers -- Cab Support			
	1-09985-183-0		01 AB	Inner diameter=10.5 Thickness=2.0

5-15		Cab Mount -- Cab Side			
Figure No.					
SN	Recommended specifications / part name				
	Isuzu figure No.	QingLing figure No.	Left/Right	Qty.	Model used /Apply to/Precautions
					A Short-wheel base chassis B Long-wheel base chassis
1 0 3	---	Connection pin -- Cab support			
	1-09744-106-1		01	AB	
1 0 8	---	Adjusting pin -- Cab support			
	1-09744-106-0		01	AB	Outside diameter=10 Length=42
1 0 9	---	lock pin -- Cab Locked			
	1-79718-642-1		01	AB	
1 1 0	---	Bushing -- Cab safety lock pin			
	1-79718-319-1		01	AB	
1 1 1	---	Flat washer - safety lock			
	1-09985-137-0		01	AB	
1 1 2	---	Return spring -- safety lock			
	1-79718-655-0		01	AB	
1 1 3	---	Connecting rod -- Cab locked			
	1-79718-583-0		01	AB	
1 1 8	---	Flat washer -Connecting rod			
	1-09985-107-0		02	AB	Inner diameter=10.5
1 1 9	---	Wave Washer -- Cab Lock Pin			
	1-09985-045-0		02	AB	
1 2 4	---	Hand lever assembly - cab lock			
	1-79718-585-3		01	AB	
1 2 5	---	Pull handle - cab locked			
	1-79718-303-2		01	AB	
1 2 6	---	Locking pin - pull handle			
	1-79718-594-1		01	AB	
1 2 8	---	Bolt - Bracket			
	8-94279-208-0		03	AB	M5X20 With self-locking washers and flat washers
1 2 9	---	Flat washer -Bracket			
	1-09985-109-0		01	AB	Inner diameter=17

Cab Mount -- Cab Side						5-15
						Figure No.
SN	Recommended specifications / part name					
	Isuzu figure No.	QingLing figure No.	Qty.	Model used /Apply to/Precautions		
				Short-wheel base chassis		
				Long-wheel base chassis		
1 3 3	---	Lock assembly- Cab				
	1-79718-656-0		01	AB		
1 3 4	---	Spring -- Locking control lever				
	1-79718-536-1		01	AB		
1 3 6	---	Bolt- cab locked				
	1-09980-488-0		05	AB	M10X25 With self-locking washers and flat washers	
1 4 1	---	Circlip -- Cab Lock Pin				
	1-09987-141-0		01	AB	(B) Length=27.7	
	1-09987-142-0		02	AB	(A) Length=32.6	
1 4 9	---	Handle assembly- Cab tilting				
	1-71996-146-1		01	AB		
1 5 0	---	Bolt - Flip handle				
	8-94279-203-0		02	AB	M6X20 With self-locking washers and flat washers	
1 7 0	---	Nut-Adjustment				
	8-97022-565-0		01	AB	(A) Inner diameter=7.9	
	8-97022-566-0		02	AB	(B) Inner diameter=9.9	
2 0 4	---	Rubber gasket- Cab locked				
	1-79718-429-1		01	AB		
2 0 5	---	Support bar - Rubber gasket				
	1-79718-129-1		01	AB		
2 0 6	---	Bracket - Rubber gasket				
	1-79718-434-0		01	AB		
2 0 7	---	Flat washer -support plate				
	1-09985-113-0		01	AB	Inner diameter=19 Outside diameter=44	

5 - 15
Cab Mount -- Cab Side

Figure

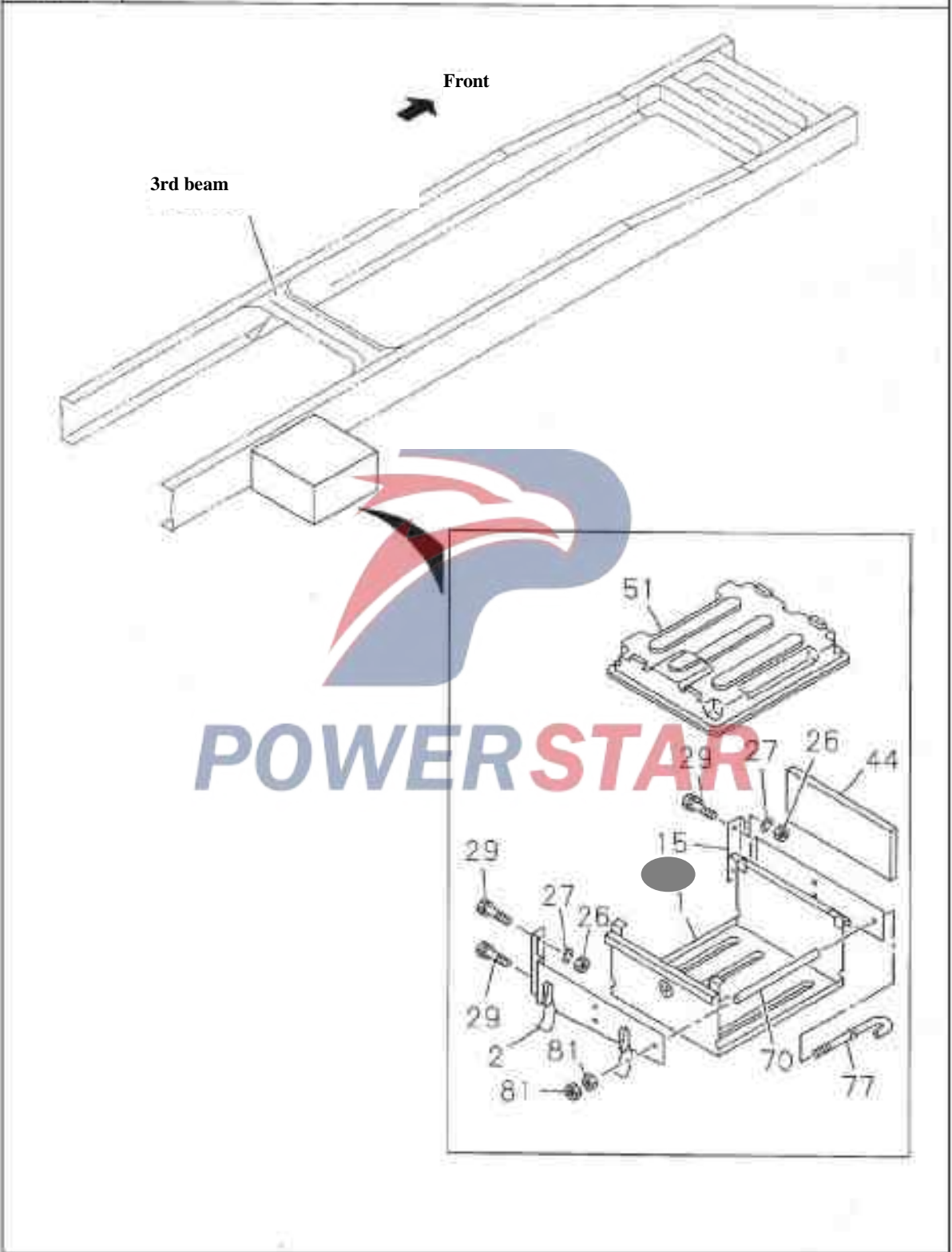
SN	Recommended specifications / part name				
	Isuzu figure No.	QingLing figure No.	Let/Right	Qty.	Model used /Apply to/Precautions
					A Short-wheel base chassis E Long-wheel base chassis
2 0 8	Nut - support plate				
	1-79718-526-0			01 AB	M14 with plate and self-locking nut
2 0 9	Connection pin -- Bracket				
	1-79718-523-0			01 AB	
2 1 2	Bracket nut- cab locked				
	1-09984-079-0			01 AB	M18
2 1 3	Cotter pin -- Bracket nut				
	9-08114-030-0			01 AB	
2 2 2	Connection pin -- Safety pins				
	1-09987-159-0			01 AB	
2 2 3	Flat washer - safety lock				
	1-09985-108-0			01 AB	Inner diameter=12.5 Outside diameter=22 Thickness=1.6
2 2 5	Bolt - safety lock				
	1-09980-277-0			01 AB	MBX30
2 2 6	Nut - safety lock				
	1-09984-065-0			01 AB	MB
2 2 8	Pin- Safety lock spring				
	1-09744-086-2			01 AB	
2 2 9	Pin assembly- safety				
	1-62500-517-1			01 AB	
2 3 1	Return spring -- Operating lever of lock				
	1-09583-244-0			01 AB	
2 3 5	Circlip				
	1-09987-158-1			01 AB	
2 3 6	Bracket assembly - Cab pin handle				
	1-79718-493-0			01 AB	

Cab Mount -- Cab Side						5 - 15
						Figure No.
SN	Recommended specifications / part name					
	Isuzu figure No.	QingLing figure No.	Qty.	Model used /Apply to/Precautions		
				<input type="checkbox"/> Short-wheel base chassis <input type="checkbox"/> Long-wheel base chassis		
237	---	Bolt - Handle support plate				
	8-94279-207-0		02	AB	M8X15	With self-locking washers and flat washers
238	---	Lock assembly- Cab tilting				
	1-79718-612-1		01	AB		
239	---	Bolt - safety lock				
	8-94279-166-0		02	AB	M8X25	with flat washer
245	---	Bushing - Cab support				
	1-62500-587-0		06	AB	(A)	
	1-62500-588-0		04	AB	(B)	
281	---	Nut - support				
	1-79718-524-1		01	AB	M12	with plate and self-locking nut
301	---	Bracket - Cab rear suspension				
	1-62580-283-3		L 01	AB		
	1-62580-282-3		R 01	AB		
302	---	Bolt- Cab rear installation bracket				
	1-09980-488-0		02	AB	(A) M10X25	With self-locking washers and flat washers
	1-09980-526-0		06	AB	(B) M8X25	With self-locking washers and flat washers
314	---	Cover -- Cab lock				
	1-79718-575-1		01	AB		
315	---	Nut - cover				
	1-09985-340-0		02	AB	M8	Reel

5-20

Battery frame

Figure No.



Battery frame					5-20
					Figure No.
SN	Recommended specifications / part name				
	Isuzu figure No.	QingLing figure No.	Qty.	Model used /Apply to/Precautions	
				<input type="checkbox"/> Short-wheel base chassis <input type="checkbox"/> Long-wheel base chassis	
1	---	Battery frame			
	9-53613-584-3		01	AB	
2	---	Front support - Battery			
	1-53613-339-3		01	AB	
1 5	---	Rear support - Battery			
	1-53613-340-3		01	AB	
2 6	---	Nut - Battery			
	9-99110-414-0		04	AB	
2 7	---	Lock washer - Bracket			
	9-09150-514-0		04	AB	
2 9	---	Bolt - Bracket to Frame			
	0-28681-440-0		04	AB	
4 4	---	Clapboard - Battery			
	1-53619-006-0		02	AB	
5 1	---	Upper cover - Battery			
	1-53612-029-0		01	AB	
7 0	---	Isolation sleeve -- Battery frame			
	1-53619-023-0		01	AB	
7 7	---	Bolt - Front battery/rear bracket			
	1-53616-101-0		02	AB	
8 1	---	Nut - Battery			
	9-09110-408-0		04	AB	

M14 Rotate right

Inner diameter=14

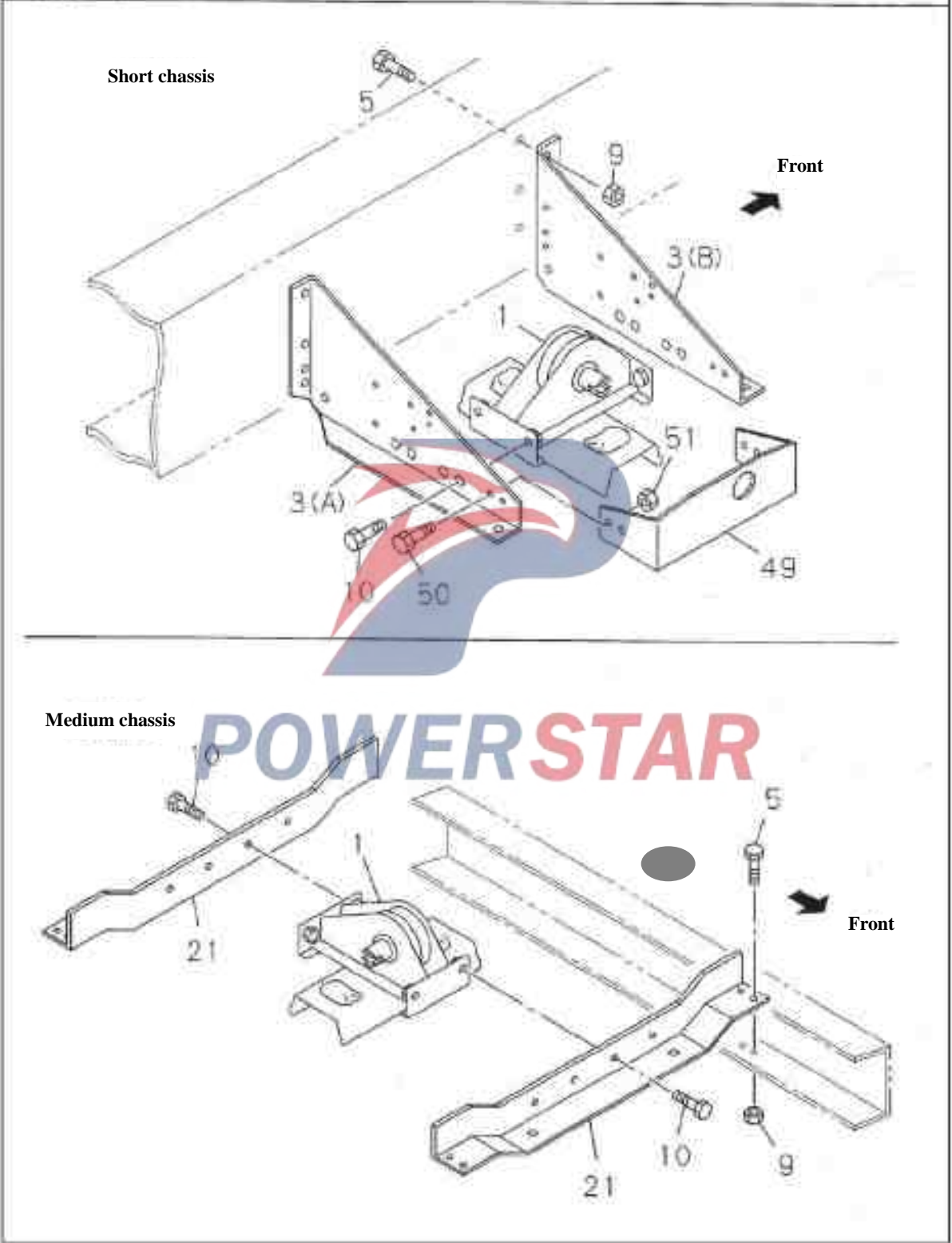
M14X40 Reel

POWERSTAR

5-30

Spare wheel lifter

Figure No.

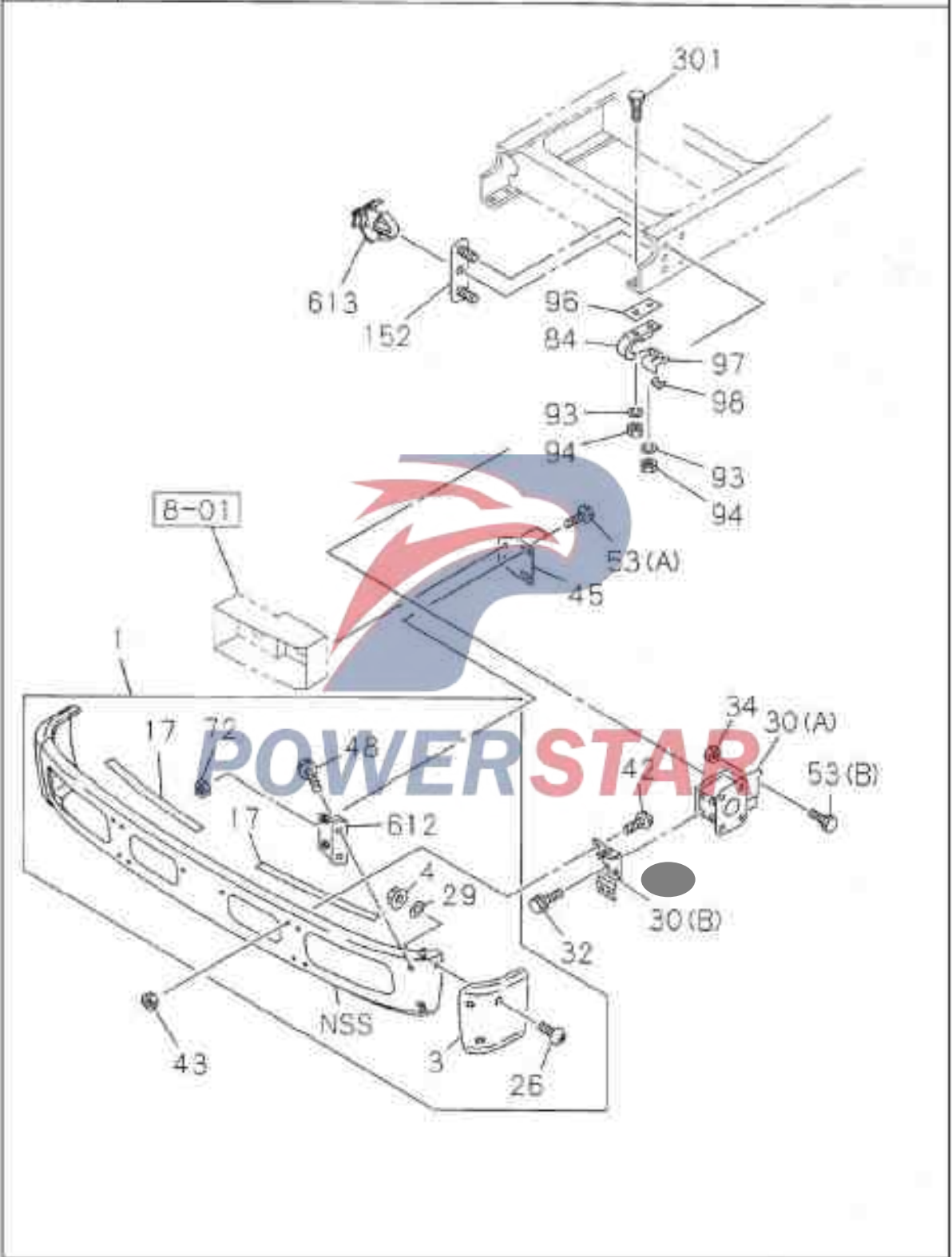


Spare wheel lifter					5-30
					Figure No.
SN	Recommended specifications / part name				
	Isuzu figure No.	QingLing figure No.	Qty.	Model used /Apply to/Precautions	
				A Short-wheel base chassis B Long-wheel base chassis	
1	Spare wheel lifter assembly				
	1-53630-208-1		01 AB		
3	Bracket - spare tire frame				
	1-53631-391-0		01 A	(B)	
	1-53631-392-0		01 A	(X)	
5	Bolt - Bracket to Frame				
	0-28081-245-0		06 A	M12X45 Reel	
	0-28081-035-0		08 B	M10X35 Reel	
9	Nut - Bracket to Frame				
	9-99110-512-0		06 A	M12	
	0-91150-210-0		08 B	M10 Reel	
10	Bolt - Spare wheel lifter				
	0-28681-230-0		04 AB	M12X30 Reel	
21	Bracket - Spare wheel lifter				
	1-53631-395-1		02 B		
49	Center Bracket - spare tire frame				
	1-53631-466-0		01 A		
50	Bolt - Bracket to intermediate support				
	0-28680-830-0		04 A	M8X30 Reel	
51	Nut - Bracket to intermediate support				
	9-09110-508-0		04 A	M8	

6-01

Front bumper

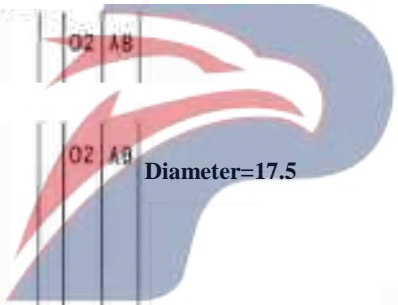
Figure No.



Front bumper						6-01
						Figure No.
SN	Recommended specifications / part name					
	Isuzu figure No.	QingLing figure No.	Left/Right	Qty.	Model used /Apply to/Precautions	
					A Short-wheel base chassis B Long-wheel base chassis	
1	-C-	Front Bumper assembly				
	1-71210-343-0			01	AB	
3	-C-	Front Bumper - Side section				
	1-71210-642-0	2803011-113	L	01	AB	
	1-71210-641-0	2803011-113	R	01	AB	
4	---	Nut - Bumper midsection				
	0-91150-106-0			06	AB	
					M10 Reel	
1.7	---	Anti-slip mat -- front bumper				
	1-71260-178-0			02	AB	
2.6	---	Bolt - Bumper midsection				
	1-09060-008-0			06	AB	
2.9	---	Washer -- Front Bumper				
	9-09160-708-0			06	AB	
					Inner diameter=8 Outside diameter=22	
3.0	---	Bracket - Front Bumper				
	1-71230-320-1		L	01	AB (A)	
	1-71230-426-0		L	01	AB (B)	
	1-71230-321-1		R	01	AB (A)	
	1-71230-427-0		R	01	AB (B)	
3.2	---	Bolt- Front Bumper to bracket				
	0-28681-035-0			08	AB	
					M10X35 Reel	
3.4	---	Nut- Front Bumper to bracket				
	0-91150-114-0			04	AB	
					M14	

6-01		Front bumper			
Figure No.					
SN	Recommended specifications / part name				
	Isuzu figure No.	QingLing figure No.	Qty.	Model used /Apply to/Precautions	
				A	Short-wheel base chassis
				B	Long-wheel base chassis
3 4	Nut- Front Bumper to bracket				
	9-09110-410-0		04	AB	M10
4 2	Bolt- Front Bumper				
	0-28081-020-0		06	AB	M10X20 Reel
4 3	Nut - Bracket to front Bumper				
	1-09650-480-0		08	AB	
4 5	Bracket- Bracket to front Bumper				
	1-71230-350-1		02	AB	
4 8	Bolt - bracket				
	0-28081-016-0		04	AB	M10X16 Reel
5 3	Bolt - Bracket to front Bumper				
	0-28081-435-0		04	AB	(B) M14X35
	0-28681-025-0		08	AB	(A) M10X25 Reel
7 2	Nut - bracket				
	9-09110-410-0		04	AB	M10
8 4	Front tow hook				
	1-57181-027-1		01	AB	
9 3	Lock washer - Front tow hook				
	9-09150-516-0		02	AB	Inner diameter=16
9 4	Nut - Front tow hook				
	9-99110-416-0		02	AB	M16
9 8	Pad plate -- Front tow hook				
	1-53497-595-0		01	AB	

					Front bumper	6-01
					Figure No.	
SN	Recommended specifications / part name					
	Isuzu figure No.	QingLing figure No.	Left/Right	Qty.	Model used /Apply to/Precautions	
					A Short-wheel base chassis B Long-wheel base chassis	
9 7	---	Spring -- Front tow hook				
	9-53519-003-0			01	AB	
9 8	---	Limit block - Spring				
	9-53519-006-0			01	AB	
1 5 2	---	Board - Front bumper				
	1-53497-544-1			02	AB	
3 0 1	---	Bolt - Front tow hook to frame				
	0-10811-680-0			02	AB M16E80	
6 1 2	---	Cage - Front bumper				
	1-71230-351-0			02	AB	
6 1 3	---	Clips				
	1-09709-181-0			02	AB Diameter=17.5	

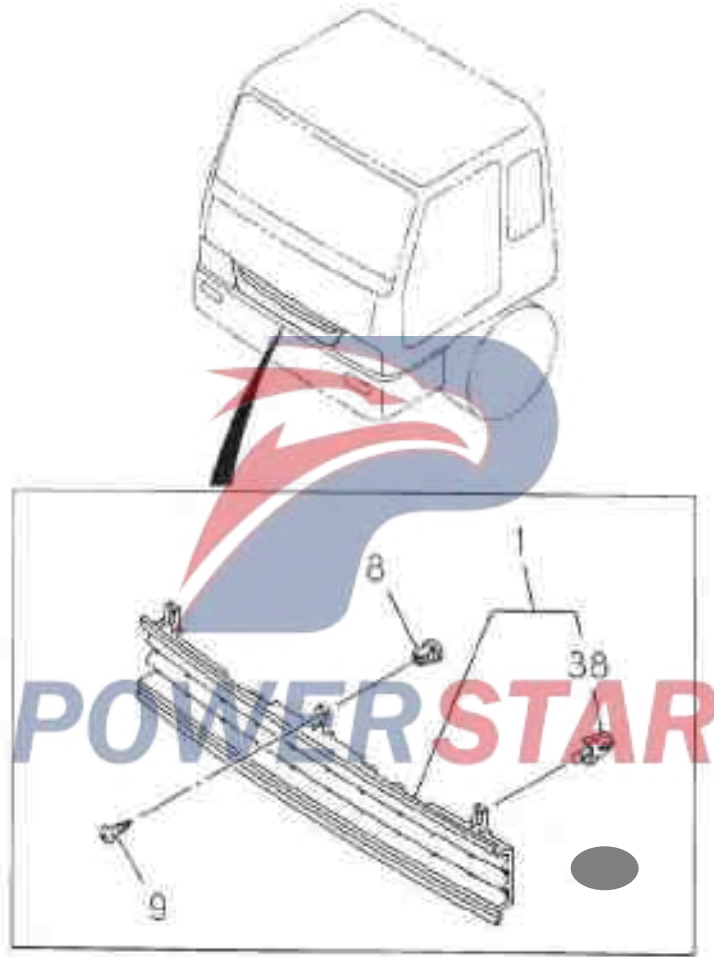


POWERSTAR

6-03

Radiator grille

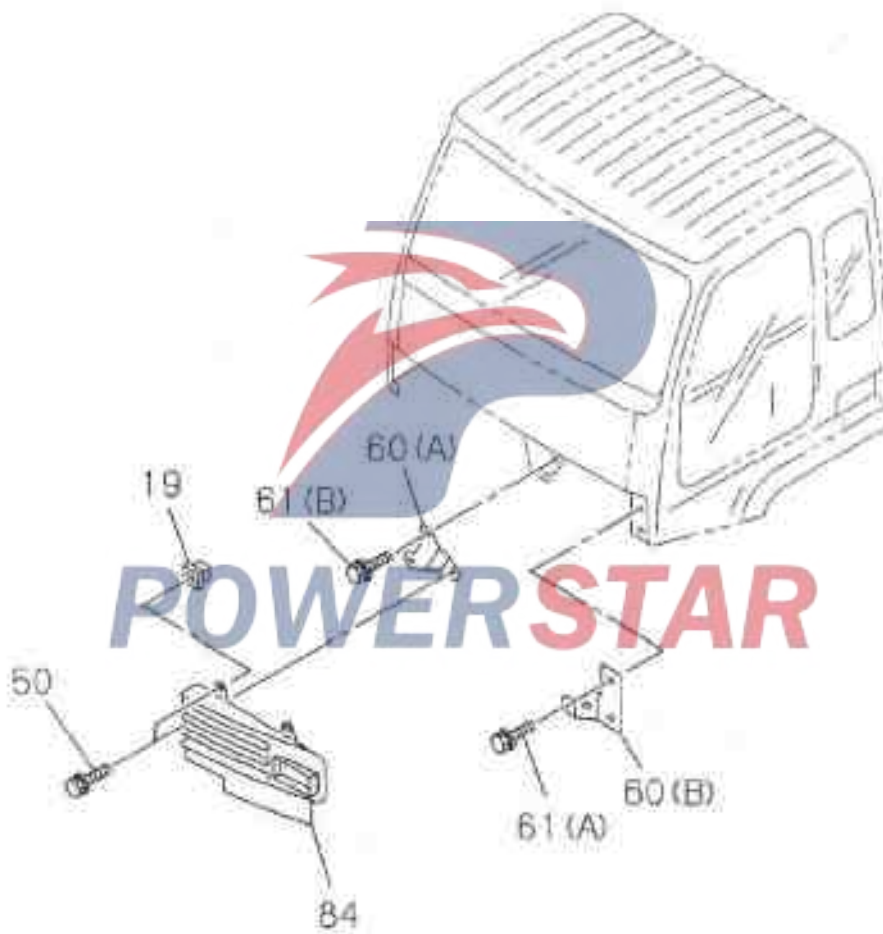
Figure No.



Radiator grille

6-03

Figure No.




6-03
Radiator grille

Figure No.

SN	Recommended specifications / part name				
	Isuzu figure No.	QingLing figure No.	Qty.	Model used /Apply to/Precautions	
				A	B
1	- C - Radiator grille				
	1-71118-767-1	5111031-113	01	AB	Chrome plating
		5304113-113			
8	--- Hole guard ring -- Radiator screws				
	8-94279-704-0		01	AB	
9	--- Screw- Radiator grille				
	8-94279-123-0		01	AB	M5X15 with flat washer
19	--- Hole guard ring -- Radiator screws				
	8-94430-147-0		04	AB	
38	--- Clips – Radiator grille				
	8-94218-027-0		05	AB	Black
50	--- Bolt- Radiator grille				
	8-94279-201-0		08	AB	M6X15 With self-locking washers and flat washers
60	--- Bracket - Radiator grille				
	1-71118-776-1		L 01	AB	(B)
	1-71118-785-1		L 01	AB	(A)
	1-71118-752-1		R 01	AB	(A)
	1-71118-775-1		R 01	AB	(B)
61	--- Bolt - Bracket				
	8-94279-201-0		04	AB	(A) M6X16 With self-locking washers and flat washers
	8-94279-208-0		04	AB	(B) M8X20 With self-locking washers and flat washers

					Radiator grille	6-03
					Figure No.	
SN	Recommended specifications / part name					
	Isuzu figure No.	QingLing figure No.	Left/Right	Qty.	Model used /Apply to/Precautions	
					A Short-wheel base chassis B Long-wheel base chassis	
84	---	Side radiator grille				
	I-71118-856-0	5111011-113	L	01	AB	Chrome plating
		5304111-113				
	I-71118-855-0	5111012-113	R	01	AB	Chrome plating
		5304112-113				

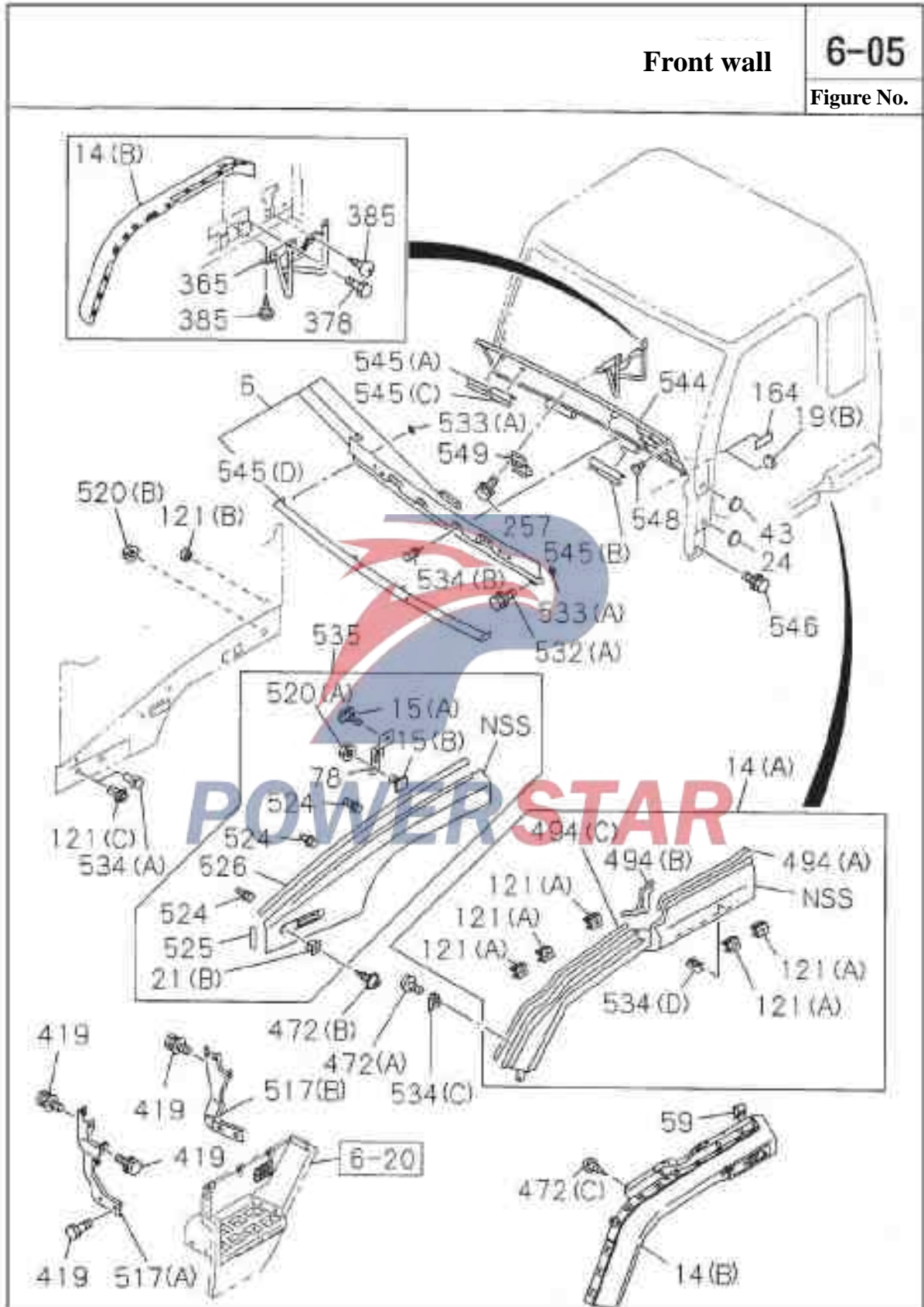


POWERSTAR

Front wall

6-05

Figure No.



6-05		Front wall			
Figure No.		Recommended specifications / part name			
SN	Isuzu figure No.	QingLing figure No.	Qty.	Model used /Apply to/Precautions	
				A	B
		Left/Right		Short-wheel base chassis Long-wheel base chassis	
6	- C -	Front wall			
	1-65481-744-1		01	AB	
14	- C -	Fender assembly - Front			
	1-65481-638-1	L	01	AB	(A)
	1-71996-178-0	L	01	AB	(B)
	1-65481-637-1	R	01	AB	(A)
	1-71996-177-0	R	01	AB	(B)
15	- - -	Bolt - Fender			
	1-71268-294-0		02	AB	(A) M6X7
	1-71268-300-1		02	AB	(B) M6X14 with flat washer
16	- C -	Side panel -- front wall			
	1-65481-591-1	L	01	AB	
	1-65481-562-2	R	01	AB	
18	- - -	Front seal strip - A pillar upper			
	1-71998-899-2	L	01	AB	
	1-71996-898-2	R	01	AB	
19	- - -	Seal strip - Front side board			
	1-76798-017-0		03	AB	(B) Outside diameter=45 Black
	1-71996-102-1	L	01	AB	(C)
	1-71996-807-3	L	01	AB	(A)
	1-71996-101-1	R	01	AB	(C)

						Front wall	6-05
						Figure No.	
SN	Recommended specifications / part name						
	Isuzu figure No.	QingLing figure No.	Left/Right	Qty.	Model used /Apply to/Precautions		
					A	B	
					Short-wheel base chassis		
					Long-wheel base chassis		
1 9	Seal strip - Front side board						
	1-71998-806-3		R	01	AB	(A)	
2 1	Hole guard ring -- Front side plate screw						
	1-09983-160-3			12	AB	(A)	Diameter=10.57 Length=10.5 M5
	8-94279-078-0			02	AB	(B)	Diameter=8×8 Length=7.5 M5
2 2	Screw - Front side board						
	8-97893-344-0			12	AB		M5X20 with flat washer
2 4	Seal gasket - Front lower board						
	1-76798-019-0			08	AB		Manual windows Outside diameter=25 Black
	1-76798-019-0			04	AB		Power window Outside diameter=25 Black
4 3	Hole guard ring -- A-Pillar positioning hole						
	1-76798-017-0			02	AB		Outside diameter=45 Black
5 9	Hole guard ring -- Screws						
	8-94279-723-0			02	AB		
7 8	Bracket						
	1-71268-323-0		L	01	AB		
	1-71268-322-0		R	01	AB		
1 2 1	Hole guard ring -- Mudguard						
	1-09983-162-0			02	AB	(B)	
	8-94279-043-0			02	AB	(C)	Outside diameter=7.8×7.8 Length=18
	8-94279-723-0			16	AB	(A)	

6-05		Front wall				
Figure No.		Recommended specifications / part name				
SN	Isuzu figure No.	QingLing figure No.	Left/Right	Qty.	Model used /Apply to/Precautions	
					A	B
					Short-wheel base chassis	
					Long-wheel base chassis	
1 6 4	---	Seal Gasket - Front pillar				
	1-71907-414-0			02	AB	
2 5 7	---	Bolt - Bracket				
	1-09980-492-0			02	AB	
					M6X16	With self-locking washers and flat washers
3 6 5	---	Cage - Fender				
	1-71996-147-1		R	01	AB	
3 7 8	---	Bolt - Cage				
	B-94279-203-0			01	AB	
					M6X20	With self-locking washers and flat washers
3 8 5	---	Screw - Lower fender				
	1-65481-387-0			04	AB	
					M6X30	
4 1 9	---	Bolt - Pedals				
	B-94279-208-0			10	AB	
					M8X20	With self-locking washers and flat washers
	B-94279-216-0			08	AB	
					M8X20	With self-locking washers and flat washers
4 2 6	---	Washer -- Front crossbeam				
	1-76798-019-0			01	AB	Outside diameter=25 Black
	1-76798-019-0			02	AB	Non-manual air- conditioning system Outside diameter=25 Black
4 7 2	---	Screw - Fender to cab				
	1-65481-386-0			08	AB	(A) M6X22
	1-65481-387-0			26	AB	(A) M6X30
	1-65481-736-0			04	AB	(C) M6X25
	B-94279-123-0			02	AB	(B) M5X16 with flat washer

Front wall						6-05
						Figure No.
SN	Recommended specifications / part name					
	Isuzu figure No.	QingLing figure No.	Let/Right	Qty.	Model used /Apply to/Precautions	
					A Short-wheel base chassis B Long-wheel base chassis	
494	Flap - Fender					
	1-71938-900-3			Q2 AB	(C)	
	1-71998-999-0			Q2 AB	(A)	
	1-71907-181-4		L	Q1 AB	(B)	
	1-71907-180-4		R	Q1 AB	(B)	
509	Clapboard					
	1-62280-214-3			Q1 AB	Manual air-conditioning, warm air and defrosting systems	
	1-62280-216-3			Q1 AB	Non-manual air-conditioning, warm air and defrosting systems	
517	Liner plate -- Pedals					
	1-71996-078-3		L	Q1 AB	(A)	
	1-71996-083-3		L	Q1 AB	(B)	
	1-71996-082-1		R	Q1 AB	(B)	
	1-71998-779-5		R	Q1 AB	(A)	
520	Nut - Fender					
	1-09984-180-0			Q2 AB	(B) with plate and waterproof rubber	
	1-09984-189-0			Q2 AB	(A) MG	
524	Clips – Wing board cover					
	1-09983-154-0			Q8 AB	Diameter=5.4×8	
525	Seal gasket - Fender					
	1-71268-281-1			Q2 AB		

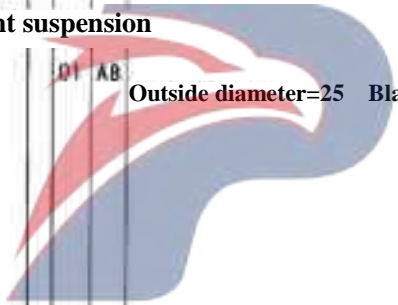
6-05		Front wall				
Figure No.		Recommended specifications / part name				
SN	Isuzu figure No.	QingLing figure No.	Left/Right	Qty.	Model used /Apply to/Precautions	
					A	B
				Short-wheel base chassis		
				Long-wheel base chassis		
5 2 0	---	Flap - Fender				
	1-71268-276-1		L	01	AB	
	1-71268-275-1		R	01	AB	
5 3 2	---	Bolt- Front wall				
	1-79198-002-0			02	AB	(A) #BX20
	8-94279-209-0			08	AB	(B) #BX25
5 3 3	---	Seal Gasket -Front wall				
	1-76778-046-2			02	AB	(B) 20X65
	5-76777-035-0			13	AB	(C) Outside diameter=36 Black
	8-94272-533-0			02	AB	(A) 25X25
5 3 4	---	Fixing screw				
	1-09989-021-0			08	AB	(A) Inner diameter=5.4 Outside diameter=6.8
	1-71996-035-1			04	AB	(C)
	1-71996-035-1			20	AB	(D)
	8-94146-425-0			02	AB	(B) D6X12.5
5 3 5	---	Fender assembly				
	1-71268-361-2		L	01	AB	
	1-71268-360-2		R	01	AB	
5 3 9	---	Inner Plate - Front column				
	1-61460-838-1		L	01	AB	

					Front wall	6-05	
					Figure No.		
SN	Recommended specifications / part name						
	Isuzu figure No.	QingLing figure No.	Lef/Right	Qty.	Model used /Apply to/Precautions		
					A	B	
					Short-wheel base chassis	Long-wheel base chassis	
539	---	Inner Plate - Front column					
	1-61480-837-1		R	01	AB		
540	---	Outer plate assembly - Front wall					
	1-61480-785-1			01	AB		
541	---	Inner plate assembly - Front wall					
	1-61480-765-1			01	AB		
542	---	Crossbeam -- Suspension					
	1-61480-774-4			01	AB		
543	---	Skeleton -- Front suspension crossbeam					
	1-61480-769-0			01	AB		
544	---	Front wall surface panels					
	1-71108-116-0			01	AB		
	1-71108-152-0			01	AB		
545	---	Seal strip - Front wall surface panels					
	1-71996-255-0			01	AB	(C)	
	1-71996-257-1			01	AB	(B)	
	1-71998-814-3			01	AB	(D)	
	1-71998-963-2			01	AB	(A)	
						Length=63	
546	---	Plugging -- Front wall					
	1-76378-155-0			02	AB	Outside diameter=16 Length=11	
547	---	Rubber pad					
	8-94324-556-2			03	AB	Inner diameter=22 Length=29	

6-05		Front wall				
Figure No.						
SN	Recommended specifications / part name					
	Isuzu figure No.	QingLing figure No.	Qty.	Model used /Apply to/Precautions		
				A	Short-wheel base chassis	
				B	Long-wheel base chassis	
5 4 8	----	Baffle -- front wall surface panel				
	1-79318-008-0		02	AB		
5 4 9	----	Positioning Bracket – Front wall Panel				
	1-71108-060-1		01	AB		
5 5 0	----	Lock assembly - Front wall panels				
	1-79318-007-4	L	01	AB		
	1-79318-006-2	R	01	AB		
5 5 1	----	Locking nut				
	8-94279-207-0		04	AB	M8X16 With self-locking washers and flat washers	
5 5 2	----	Strutting bar- Front wall panels				
	1-71996-046-2		01	AB		
5 5 3	----	Clips -- Support bar				
	8-97031-428-0		01	AB		
5 5 4	----	Hole guard ring -- Support rod				
	9-09956-038-0		01	AB		
5 5 5	----	Pull cable -- Front wall surface panel				
	1-79348-006-1		01	AB		
5 5 6	----	Bolt - cable				
	8-94279-200-0		01	AB	M6X12 With self-locking washers and flat washers	
5 5 7	----	Clips – Cable				
	8-94128-483-0		02	AB	Inner diameter=4.8	
5 5 8	----	The control lever – Front wall surface panel				
	8-97865-110-0		01	AB		
5 5 9	----	Cover plate - evaporator				
	1-71996-193-0		01	AB		
5 6 0	----	Seal strip - Cover plate				
	1-71998-827-1		01	AB	(B)	
	1-76798-019-0		01	AB	(A)	

						Front wall	6-05
						Figure No.	
SN	Recommended specifications / part name						
	Isuzu figure No.	QingLing figure No.	Left/Right	Qty.	Model used /Apply to/Precautions		
					A Short-wheel base chassis B Long-wheel base chassis		
5 6 0	Seal strip - Cover plate						
	1-76798-019-0				Outside diameter=25 Black		
5 6 1	Cover -- Heater core						
	1-71998-993-2			01	AB		
5 6 2	Blot - cover						
	8-94279-201-0			08	AB M6X16 With self-locking washers and flat washers		
5 6 3	Bolt - Clapboard						
	1-79198-002-0			14	AB M8X20		
5 6 4	Hole guard ring -- Clapboard						
	1-09983-101-0			02	AB Outside diameter=23.5		
5 6 8	Liner plate -- Inner stiffener board						
	1-61480-675-2			02	AB		
5 6 9	Liner plate - Lower part of inner stiffener board						
	1-61480-735-2			L 01	AB		
	1-61480-772-0			R 01	AB		
5 7 1	Clips – Sealing strip						
	1-09987-228-0			12	AB (A)		
	1-09987-257-0		L	07	AB (B)		
	1-09987-257-0		R	07	AB (B)		
5 7 6	Skeleton -- Inner side						
	1-62280-201-2		L	01	AB		
	1-62280-200-2		R	01	AB		

6-05		Front wall			
Figure No.					
SN	Recommended specifications / part name				
	Isuzu figure No.	QingLing figure No.	Qty.	Left/Right	Model used /Apply to/Precautions
					A Short-wheel base chassis B Long-wheel base chassis
5 7 7	---	Reinforcement bracket			
	1-62280-202-0		01	AB	
5 7 8	---	Cover plate - Wiper			
	1-62280-173-3		01	AB	
5 8 5	---	Cover plate -- evaporator			
	1-71996-084-1		01	AB	Non-manual air-conditioning, warm air and defrosting systems
6 1 7	---	Seal strip - Clapboard			
	1-61281-497-0		02	AB	
6 2 0	---	Seal strip - Front suspension			
	1-76798-019-0		01	AB	Outside diameter=25 Black

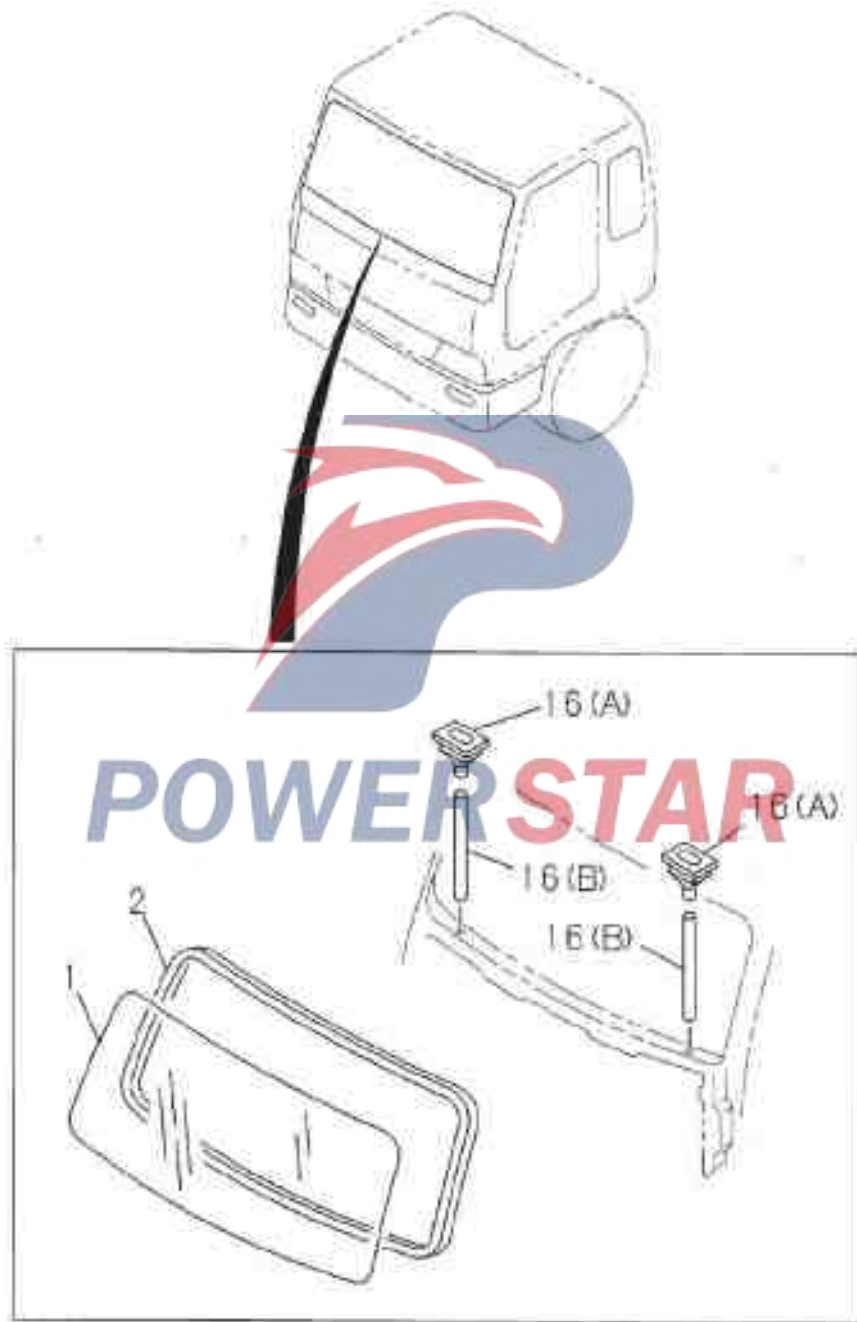


POWERSTAR

Front Windshield And Rubber strip

6-07

Figure No.



6-07		Front Windshield And Rubber strip			
Figure No.		Recommended specifications / part name			
SN	Isuzu figure No.	QingLing figure No.	Qty.	Model used /Apply to/Precautions	
				A	B
		Left/Right			
1	- C -	Front Windshield			
	1-75118-036-1	5206011-113	01	AB	
	1-75118-045-0	5206011-113	01	AB	
2	- C -	Rubber strip - Front Windshield			
	1-75738-087-5		01	AB	
1 6	- - -	Drainage pipe - Front Windshield			
	1-75738-090-2		02	AB	(A)
	1-75738-106-0		02	AB	(B)

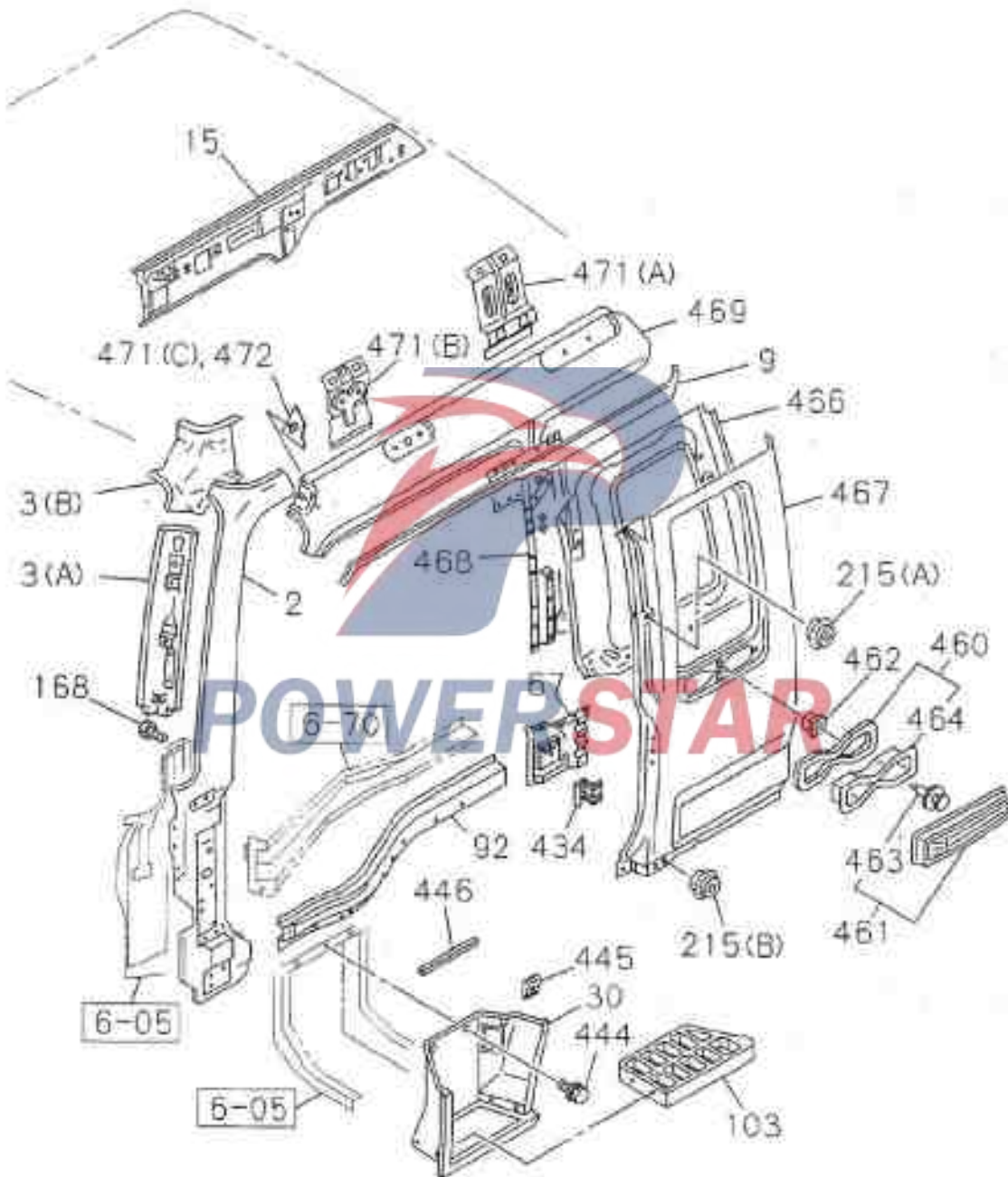


POWERSTAR

Side board and step board

6-20

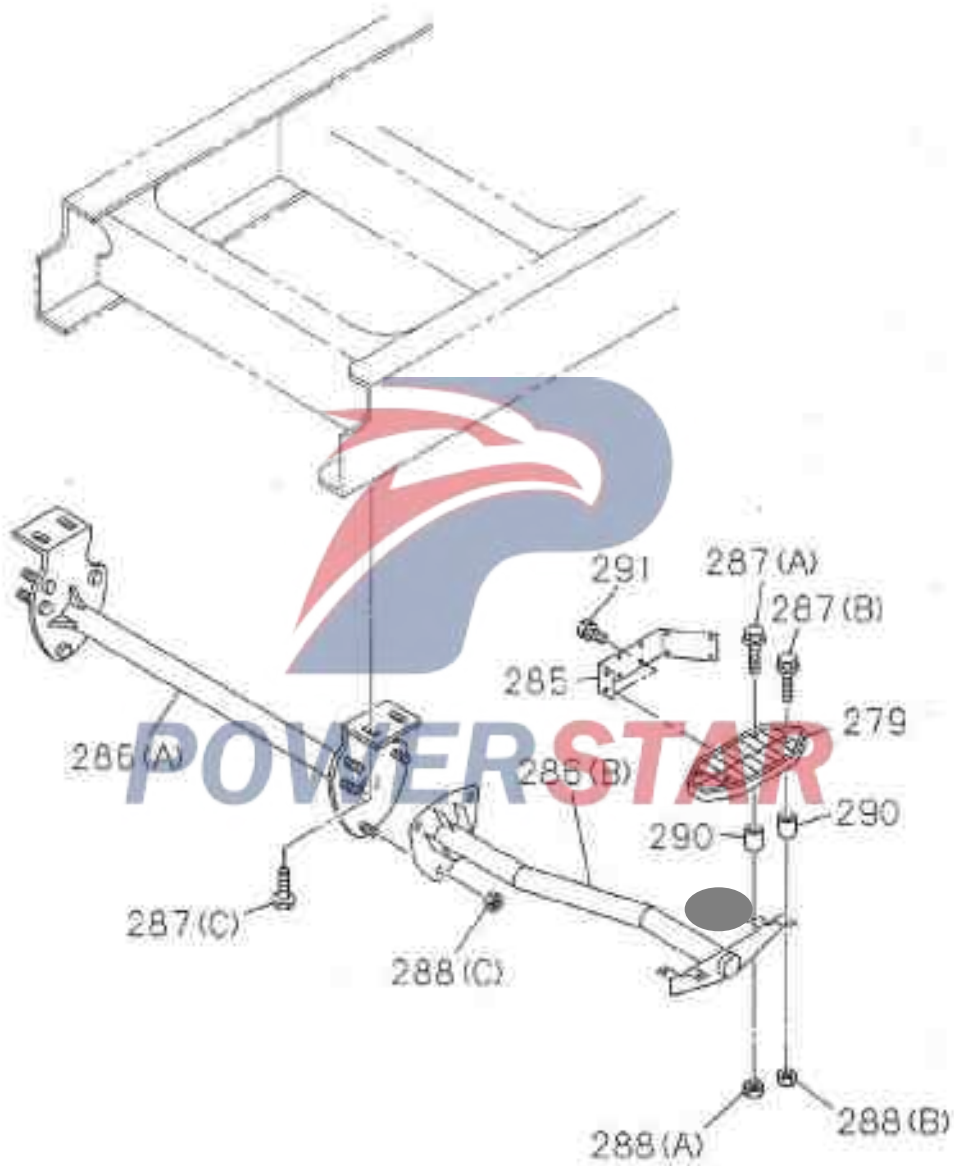
Figure No.



6-20

Side board and step board

Figure No.



Side board and step board						6-20
						Figure No.
SN	Recommended specifications / part name					
	Isuzu figure No.	QingLing figure No.	Let/Right	Qty.	Model used /Apply to/Precautions	
					<input type="checkbox"/> Short-wheel base chassis <input type="checkbox"/> Long-wheel base chassis	
2	Front column assembly					
	1-61281-410-2		L 01	AB		
	1-61281-409-2		R 01	AB		
3	Connection board -- Front column					
	1-61281-170-5		L 01	AB	(B)	
	1-61281-344-5		L 01	AB	(A)	
	1-61281-159-5		R 01	AB	(B)	
	1-61281-343-5		R 01	AB	(A)	
9	Drip Sink -- Cab Side					
	1-61281-281-4		L 01	AB		
	1-61281-280-4		R 01	AB		
15	Upper border beam assembly					
	1-61281-178-8		L 01	AB		
	1-61281-177-8		R 01	AB		
30	Connection board -- Pedals					
	1-71998-B78-7	8206011-113	L 01	AB		
	1-71998-B77-7	8206012-113	R 01	AB		
67	Inner plate - Rear pillar lower					
	1-61281-195-5		L 01	AB		
	1-61281-194-5		R 01	AB		
92	Threshold plate - Cab					
	1-61281-212-7		L 01	AB		

6-20		Side board and step board			
Figure No.		Recommended specifications / part name			
SN	Isuzu figure No.	QingLing figure No.	Qty.	Model used /Apply to/Precautions	
				A	B
		Left/Right			
9-2	---	Threshold plate - Cab			
	1-61281-211-0		R 01	AB	
10-3	---	Pedals			
	1-71996-174-0		L 01	AB	
	1-71996-173-0		R 01	AB	
16-8	---	Bolt - Body side plate			
	0-28080-610-0		04	AB	MEX10 Reel
21-5	---	Hole guard ring - Rear pillar			
	1-09983-101-0		02	AB	(A) Outside diameter=23.5
	0-94279-711-0		02	AB	(B) Outside diameter=28.5
27-9	---	Chassis - pedals			
	1-53414-035-0		02	AB	
28-5	---	Pad plate -- One-step pedals			
	1-53414-066-0		02	AB	
28-6	---	Support assembly- One-step pedals			
	1-53414-126-1		01	AB	(A)
	1-53414-130-1		L 01	AB	(B)
	1-53414-129-1		R 01	AB	(B)
28-7	---	Bolt- Back Plane			
	0-28680-635-0		04	AB	(A) M6X35 Reel
	0-28680-835-0		04	AB	(B) M8X35 Reel
	0-28681-235-0		04	AB	(C) M12X35 Reel

Side board and step board						6-20
						Figure No.
SN	Recommended specifications / part name					
	Isuzu figure No.	QingLing figure No.	Let/Right	Qty.	Model used /Apply to/Precautions	
					A Short-wheel base chassis B Long-wheel base chassis	
2 8 8	--- Nut - Pedals					
	0-91150-106-0			04 AB	(A) M6 Reel	
	0-91150-108-0			04 AB	(B) M8 Reel	
	0-91150-212-0			06 AB	(C) M12 Reel	
2 9 0	--- Isolation sleeve					
	1-53414-016-0			06 AB		
2 9 1	--- Bolt - Pedals					
	0-28080-516-0			10 AB	M6X16 Reel	
4 3 4	--- Liner plate -- Auxiliary armrest					
	1-61270-763-1			02 AB		
4 4 4	--- Bolt-Connection board					
	8-94279-208-0			06 AB	M8X20 With self-locking washers and flat washers	
4 4 5	--- Nut - connecting plate					
	8-94279-723-0			02 AB		
4 4 6	--- Panel - Pedals					
	1-71996-051-0			02 AB	Inner diameter=18 Length=80	
4 6 0	--- Ventilation opening - Body side					
	1-76378-292-3			02 AB		
4 6 1	--- Decorative plate - Ventilation opening					
	1-76378-303-6		L	01 AB		
	1-76378-302-6		R	01 AB		

6-20		Side board and step board			
Figure No.		Recommended specifications / part name			
SN	Isuzu figure No.	QingLing figure No.	Qty.	Model used /Apply to/Precautions	
				A	B
4 6 2	---	Hole guard ring -- Ventilation opening			
	1-09983-151-1		08	AB	Outside diameter=7.9×7.9 Inner diameter=4.2×4.2
4 6 3	---	Pin - Decorative tape			
	1-09953-161-0		08	AB	D4, 2X13
4 6 4	---	Seal strip - Ventilation opening			
	1-76378-299-0		02	AB	
4 6 6	---	Inner Plate - Rear angle			
	1-61281-416-1		L 01	AB	
	1-61281-415-1		R 01	AB	
4 6 7	---	Outer Plate - Rear angle			
	1-61281-476-1		L 01	AB	
	1-61281-657-0		R 01	AB	
4 6 8	---	Reinforcing plate - seat belts			
	1-61281-418-2		L 01	AB	
	1-61281-417-2		R 01	AB	
4 6 9	---	Side top cover			
	1-61281-199-5		L 01	AB	
	1-61281-198-5		R 01	AB	
4 7 1	---	Liner plate - Ventilation hood			
	1-61281-202-3		02	AB	(A)
	1-61281-201-3		L 01	AB	(B)
	1-61281-233-3		L 01	AB	(C)

Side board and step board					6-20
					Figure No.
SN	Recommended specifications / part name				
	Isuzu figure No.	QingLing figure No.	Let/Right	Qty.	Model used /Apply to/Precautions
					<input type="checkbox"/> Short-wheel base chassis <input type="checkbox"/> Long-wheel base chassis
4 7 1	---- Liner plate - Ventilation hood				
	1-61281-200-3		R 01	AB	(B)
4 7 2	---- Liner plate -- Top Cover Bracket				
	1-61270-943-0		R 01	AB	

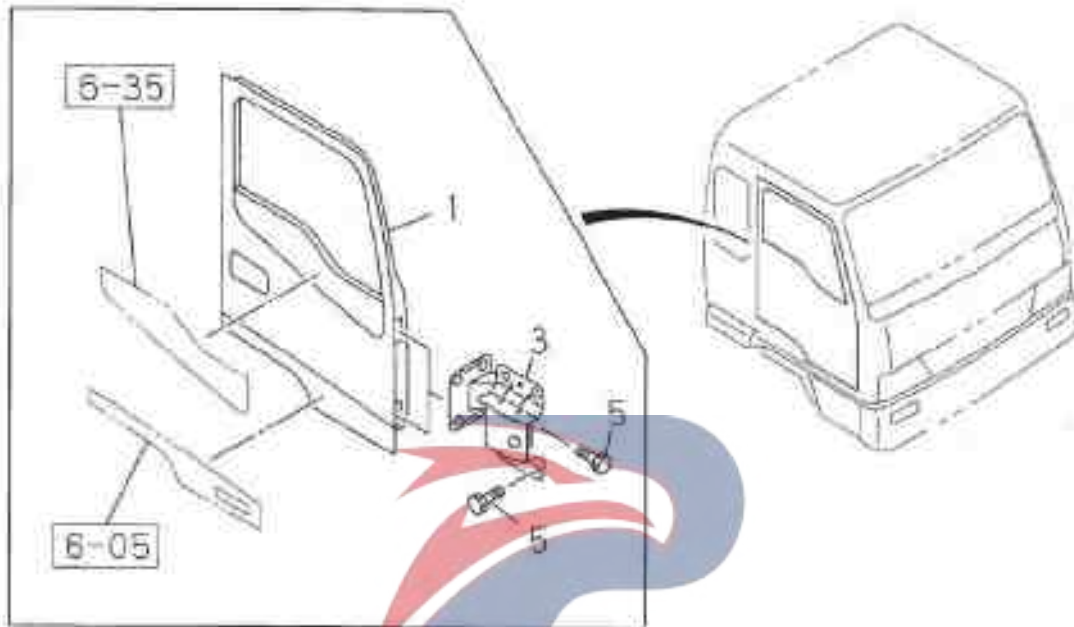


POWERSTAR

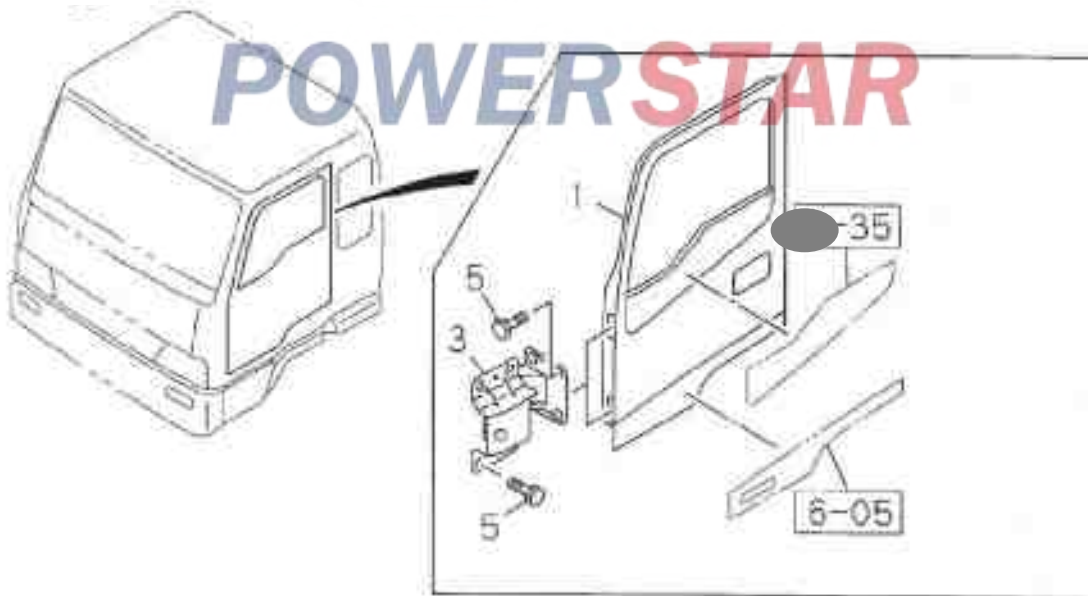
6-30 Front door and hinges

Figure No.


Right



Left

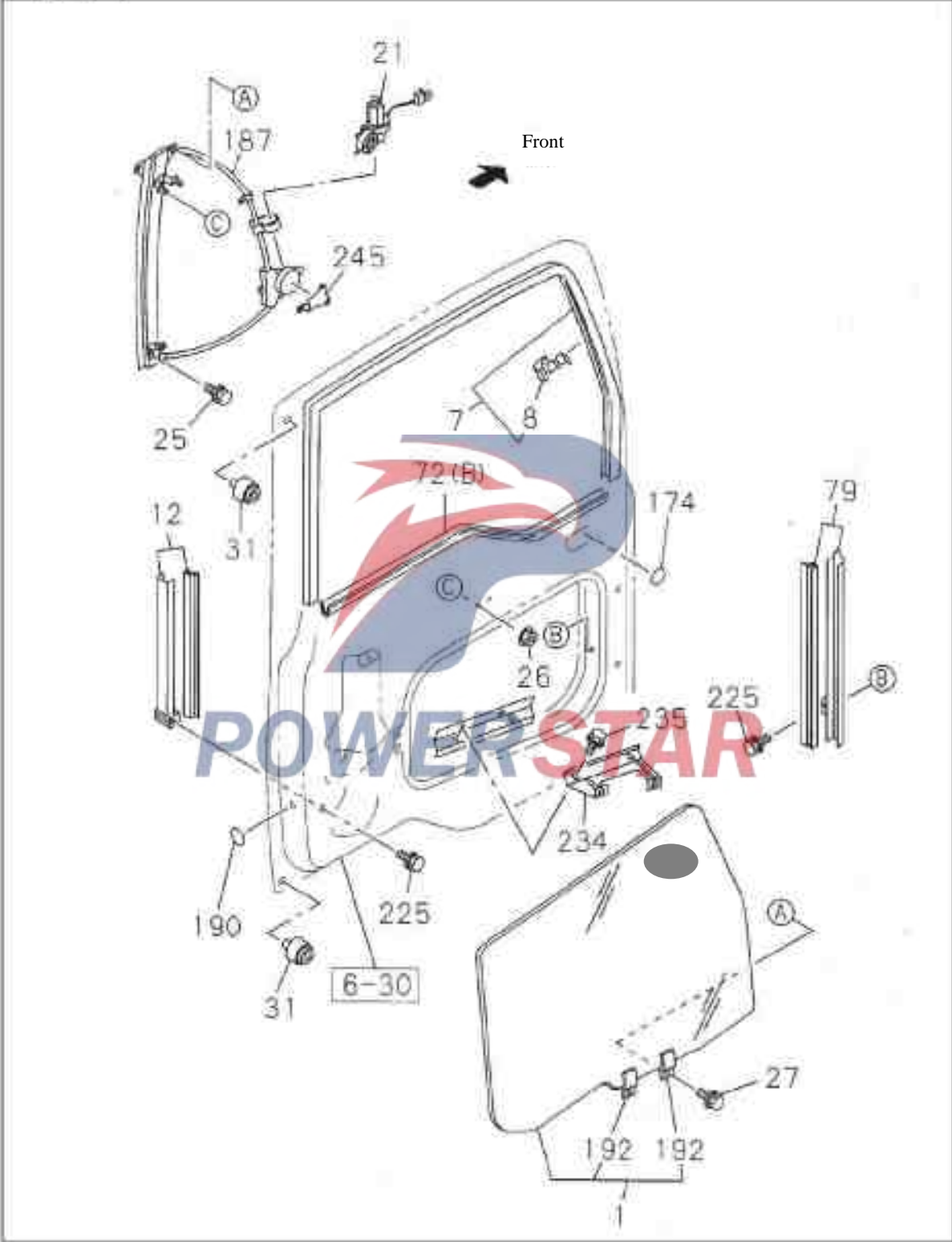


Front door and hinges					6-30
					Figure No.
SN	Recommended specifications / part name				
	Isuzu figure No.	QingLing figure No.	Qty.	Model used /Apply to/Precautions	
				A Short-wheel base chassis B Long-wheel base chassis	
1	- C -	Front door assembly (without interior)			
	1-64080-400-0		L 01	AB	
	1-64080-399-0		R 01	AB	
3	- C -	Front door hinges			
	1-64780-088-2		02	AB Upper hinges	
	1-64780-089-2		02	AB Lower hinges	
5	---	Hinge bolt			
	8-94279-209-0		32	AB M6X25	



POWERSTAR

6-31	Front door glass and lifter
Figure No.	Electric doors and windows

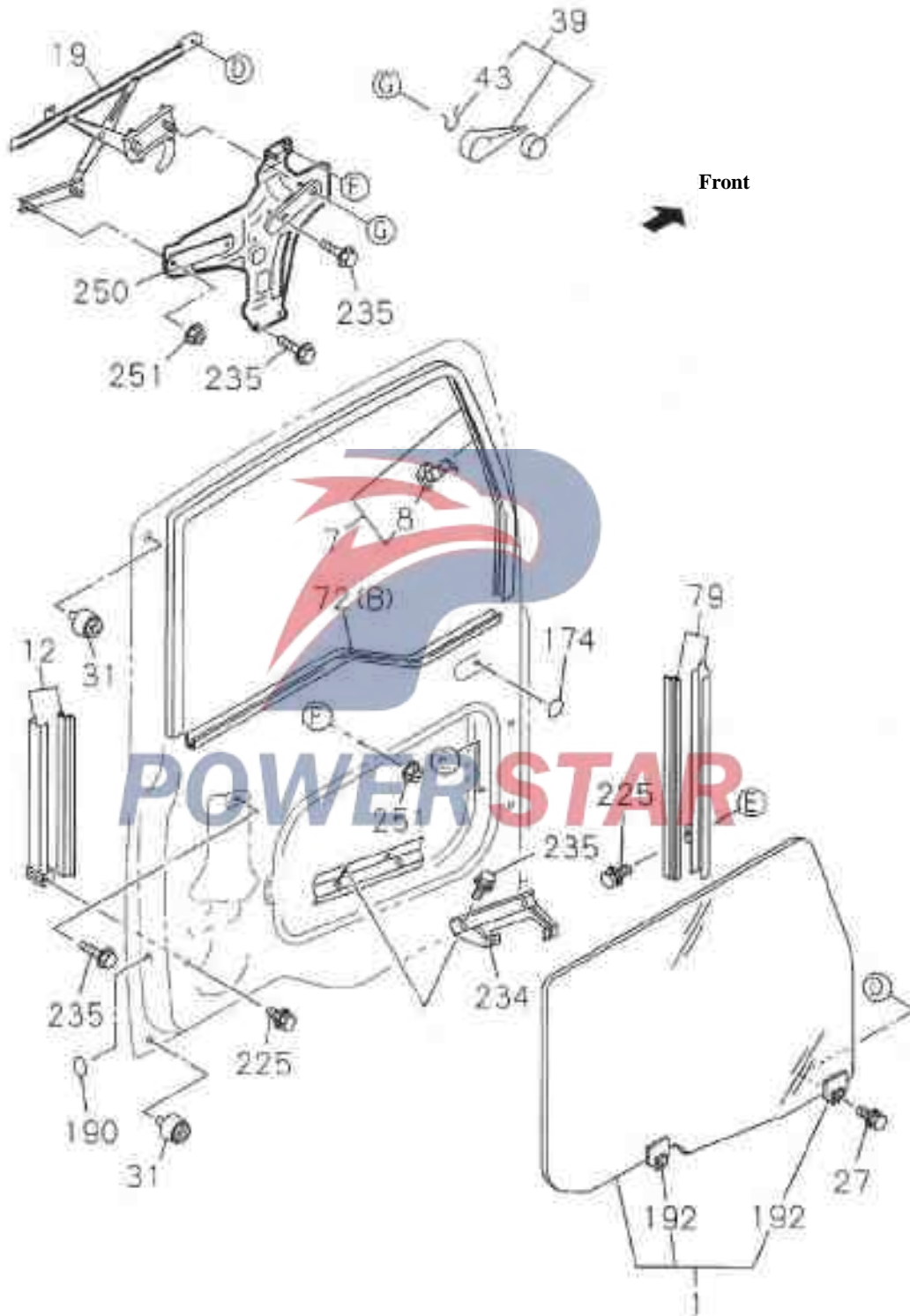


Front door glass and lifter

6-31

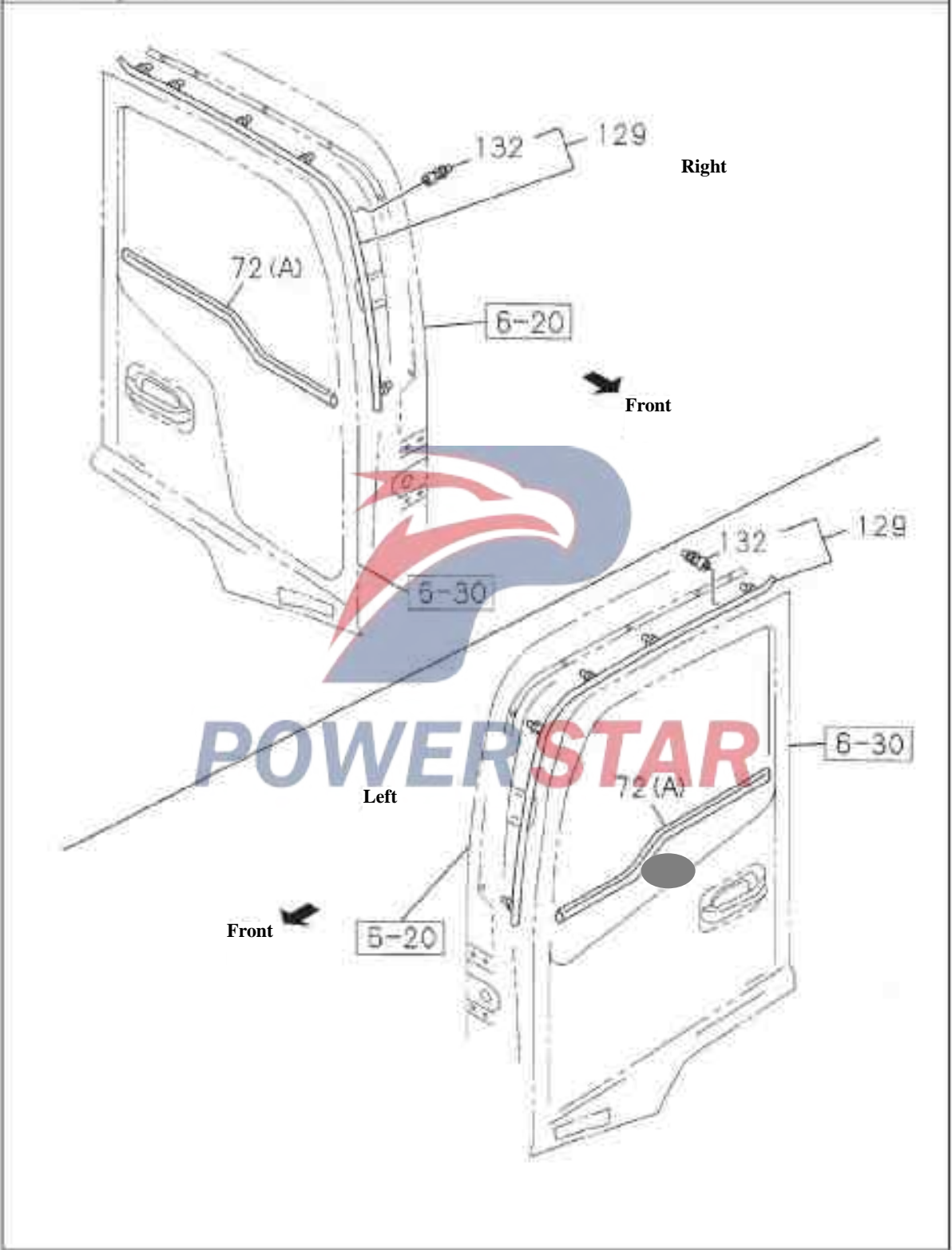
Manual doors and windows

Figure No.



6-31 Front door glass and lifter

Figure No. Door seal strip installation




Front door glass and lifter						6-31
						Figure No.
SN	Recommended specifications / part name					
	Isuzu figure No.	QingLing figure No.	Left/Right	Qty.	Model used /Apply to/Precautions	
					A Short-wheel base chassis B Long -wheel base chassis	
1	Front door glass assembly					
	1-76146-094-0	6103010-113	L	01	AB	Manual front door glass
	1-76167-174-0	6103020-113	R	01	AB	Manual front door glass
	1-76146-095-0	6103110-113	L	01	AB	Electric
	1-76167-177-0	6103120-113	R	01	AB	Electric
7	Front door glass chute rubber strip					
	1-74318-022-7		L	01	AB	
	1-74318-021-7		R	01	AB	
8	Sliding groove rubber strip clips					
	1-74318-029-1			02	AB	
12	Front door glass rear channel					
	1-74338-071-2		L	01	AB	
	1-74338-070-2		R	01	AB	
19	Glass Lifter Assembly					
	1-74418-134-4		L	01	AB	Manual front door glass
	1-74418-144-4		R	01	AB	Manual front door glass
21	Front door electric window regulator					
	1-74418-177-0		L	01	AB	Electric
	1-74418-176-0		R	01	AB	Electric
25	Glass lifter mounting bolts					
	8-94279-201-0			10	AB	Electric M6X16 With self-locking washers and flat washers
26	Glass lifter mounting nuts					
	1-09984-141-0			06	AB	Electric M6 with flange

6-31
Front door glass and lifter

Figure No.

SN	Recommended specifications / part name			
	Isuzu figure No.	QingLing figure No.	Qty.	Model used /Apply to/Precautions
				A Short-wheel base chassis B Long-wheel base chassis
2 7	Glass mounting bolts			
	8-94279-200-0		04 AB	M6X12 With self-locking washers and flat washers
3 1	Front inner plate thrust rubber pad			
	1-09983-169-0		04 AB	
3 9	Front door glass lifting handle			
	8-94371-427-0		02 AB	Manual front door glass Black
4 3	Front door glass lifting handle circlip			
	8-94220-591-0		02 AB	Manual front door glass
7 2	Front door middle seal strip			
	1-76738-089-7	L	01 AB	(A) Outside
	1-76738-092-5	L	01 AB	(B) Inside
	1-76738-088-7	R	01 AB	(A) Outside
	1-76738-091-5	R	01 AB	(B) Inside
7 9	Front door glass front channel			
	1-74338-069-2	L	01 AB	
	1-74338-068-2	R	01 AB	
1 2 9	Unseal rubber strips on door frames			
	1-76716-199-0	L	01 AB	
	1-76718-198-0	R	01 AB	
1 3 2	Sealing tape fixing nail			
	1-09987-254-1	L	06 AB	Yellow
	1-09987-253-1	R	06 AB	Original color

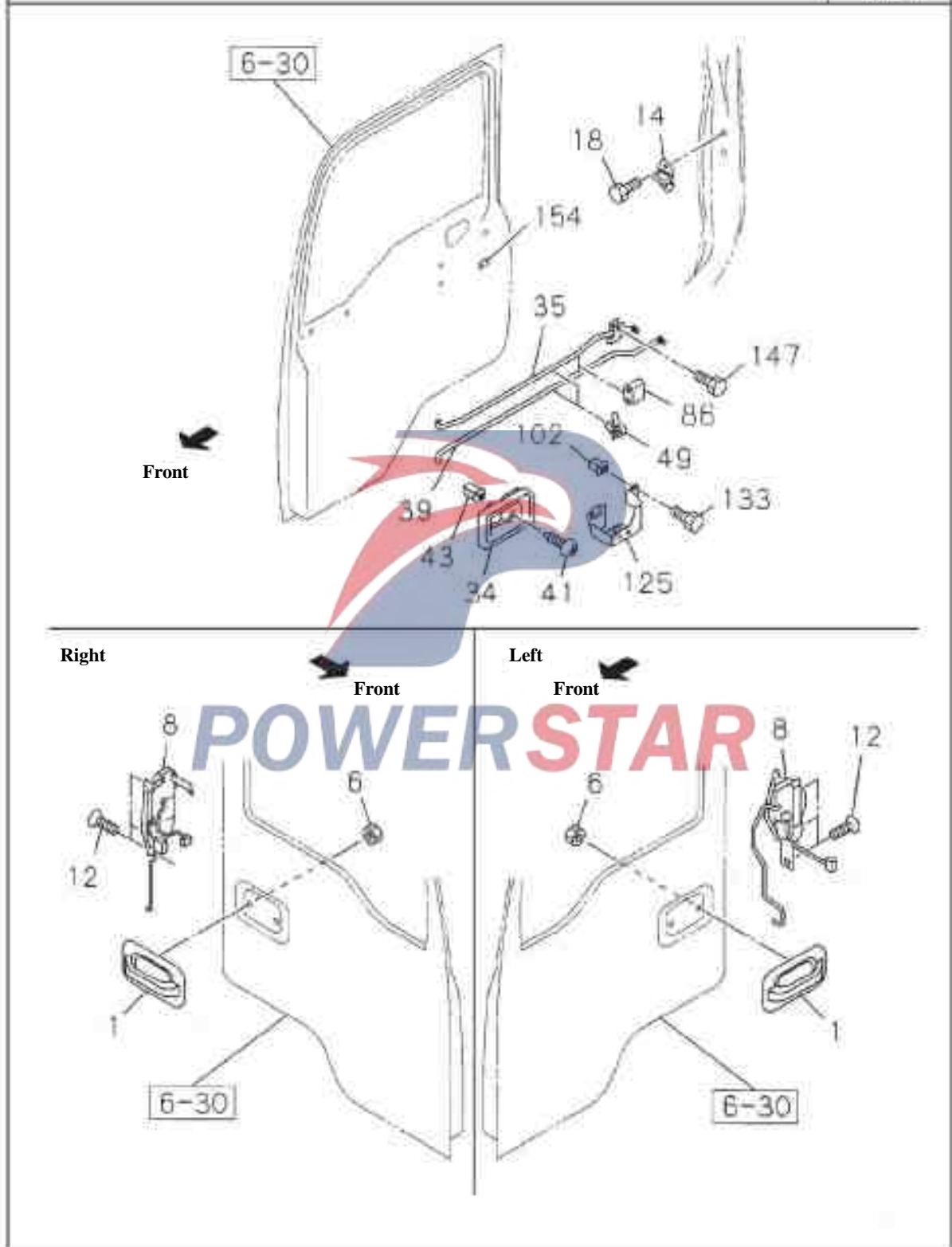
Front door glass and lifter						6-31
						Figure No.
SN	Recommended specifications / part name					
	Isuzu figure No.	QingLing figure No.	Left/Right	Qty.	Model used /Apply to/Precautions	
					A Short-wheel base chassis B Long-wheel base chassis	
1 7 4	Seal Gasket - positioning hole					
	1-76798-019-0			12	AB	Manual front door glass Outside diameter=25 Black
	1-76798-041-0			06	AB	Manual front door glass Outside diameter=52
	1-76798-019-0			06	AB	Electric Outside diameter=25 Black
1 8 7	Door glass lifter assembly					
	1-74418-179-1			L 01	AB	Electric
	1-74418-178-1			R 01	AB	Electric
1 9 0	Front door reflex warning sign					
	5-76777-060-1			01	AB	
1 9 2	Door glass holder					
	1-74427-170-0			04	AB	Electric Manual front door glass
2 2 5	Front guide groove mounting bolt					
	0-28380-610-0			04	AB	M10X10 with flange
2 3 4	OK window bracket					
	1-74998-057-3			L 01	AB	
	1-74998-062-3			R 01	AB	
2 3 5	Bracket mounting bolts					
	8-14279-201-0			08	AB	Manual front door glass M6X16 With self-locking washers and flat washers
2 4 5	Glass lifter acoustic panel					
	1-74418-181-0			L 01	AB	Electric
	1-74418-180-0			R 01	AB	
2 5 0	Glass lifter bracket					
	1-74418-149-0			L 01	AB	Manual front door glass
	1-74418-148-0			R 01	AB	Manual front door glass

6-31		Front door glass and lifter				
Figure No.		Recommended specifications / part name				
SN	Isuzu figure No.	QingLing figure No.	Qty.	Model used /Apply to/Precautions		
				Left/Right		
				A	Short-wheel base chassis	
				B	Long-wheel base chassis	
251	1-09984-141-0		04	AB	Manual windows Reel	
						

Front door lock and handle

6-32

Figure No.



6-32		Front door lock and handle				
Figure No.						
SN	Recommended specifications / part name					
	Isuzu Figure No.	QingLing Figure No.	Left/Right	Quantity	Model used /Apply to/Precautions	
				A	Short-wheel base chassis	
				B	Long -wheel base chassis	
1	---	Front door outer handle				
	1-74618-024-4			02 AB		
6	---	External handle assembly nut				
	1-09984-180-0			04 AB	M5 With plate and waterproof rubber	
8	---	Front door lock mechanism				
	1-74518-114-3		L	01 AB	With central control lock	
	1-74518-113-3		R	01 AB	With central control lock	
	1-74518-119-2		L	01 AB	Without central control lock	
	1-74518-118-2		R	01 AB	Without central control lock	
12	---	Locking mechanism mounting screw				
	1-09981-447-1			06 AB	M6X16	
	1-09981-512-1			04 AB	M6X14	
14	---	Front door hitch				
	8-97221-702-0			02 AB		
18	---	Impact block assembly screws				
	8-97221-701-0			04 AB	M8X23 Washers with self-locking	
34	---	Front door inner handle				
	1-74718-023-4		L	01 AB		
	1-74718-022-4		R	01 AB		
35	---	Door lock connecting rod				
	1-74518-094-3		L	01 AB		
	1-74518-093-3		R	01 AB		
39	---	Front door inner handle connecting rod				
	1-74758-022-2		L	01 AB		
	1-74758-021-2		R	01 AB		
41	---	Inner handle assembly screws				
	8-94152-495-0			02 AB	M5X14	

Front door lock and handle

6 - 32

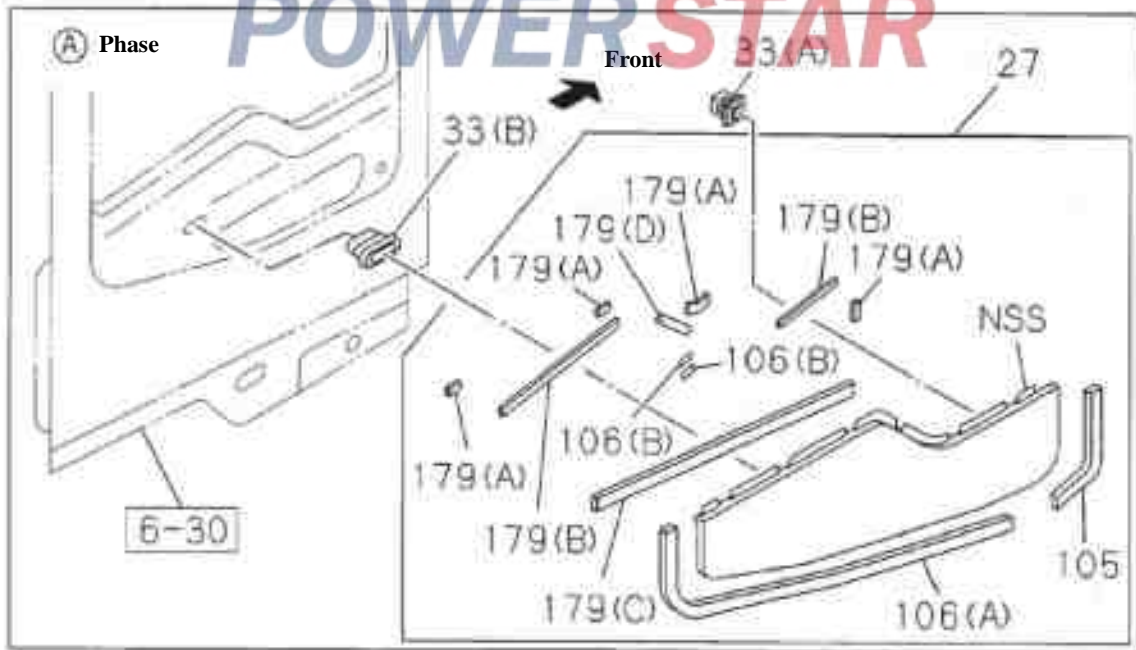
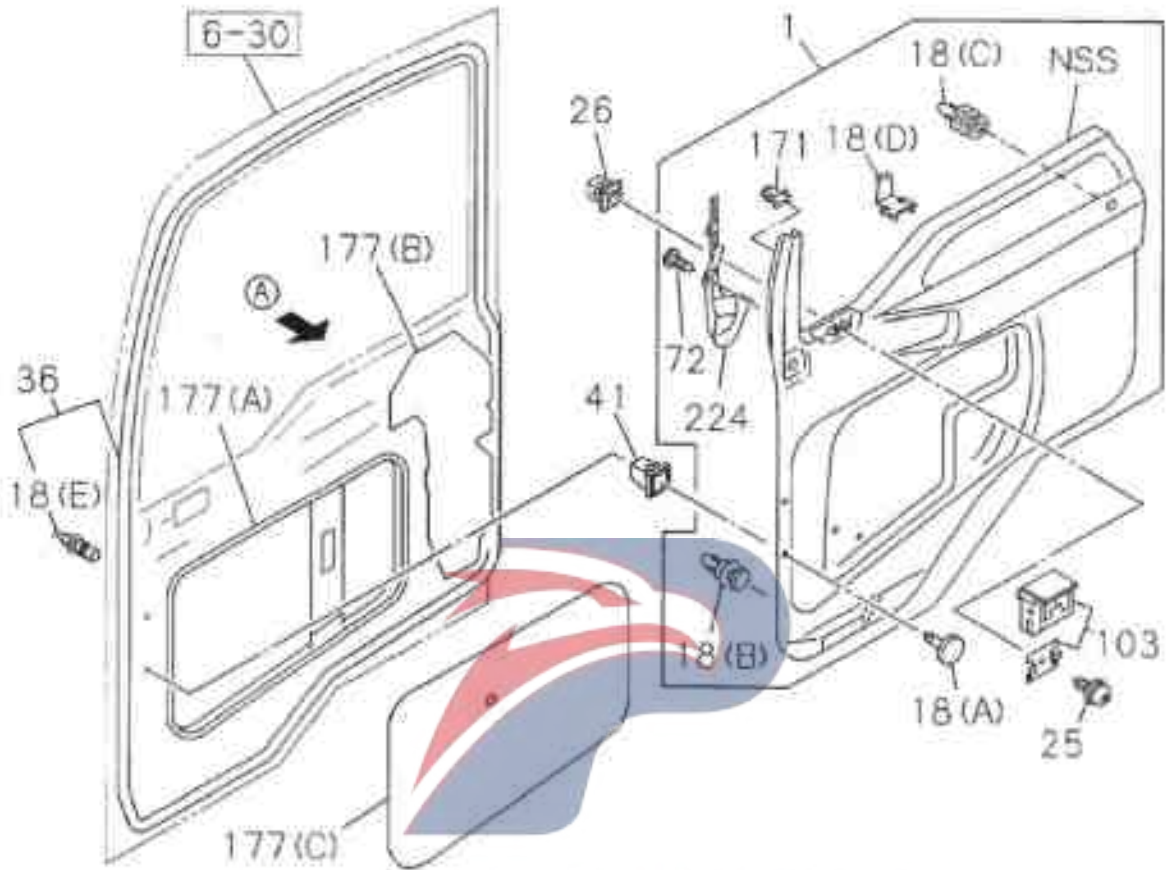
Figure No.

SN	Recommended specifications / part name				Model used /Apply to/Precautions
	Isuzu Figure No.	QingLing Figure No.	Left/Right	Quantity	
4 3	Hole-guarding circle -- Inner door connecting rod screw				
	8-94279-043-0		02	AB	D=7.8×7.8 Length = 18 Natural color
4 9	Connecting rod clip -- Door lock connecting rod				
	8-94217-699-0		04	AB	Inner diameter =3.8 white color
8 6	Door lock connecting rod foam pad				
	1-76776-044-1		02	AB	
1 0 2	Hole-guarding circle -- Signage screws				
	8-94279-043-0		04	AB	D=7.8×7.8 Length = 18 Natural color
1 2 5	Door handle bracket				
	1-74718-011-4		L 01	AB	
	1-74718-010-4		R 01	AB	
1 3 3	Door handles bracket assembly screw				
	8-94279-123-0		04	AB	M5X15 With flat washer
1 4 7	Bolt – Rod				
	8-94279-201-0		02	AB	M6X15 With flat washer
1 5 4	Seal mat – Door				
	1-74998-069-0		02	AB	

6-35

Front door internal decoration

Figure No.



Front door internal decoration

6 - 35

Figure No.

SN	Recommended specifications / part name				
	Isuzu Figure No.	QingLing Figure No.	L/R/Right	Quantity	Model used /Apply to/Precautions
				A B	
1	Front door internal decoration assembly				
	1-73338-531-0		L 01	AB	
	1-73338-535-0		R 01	AB	
1.8	Inside decorative plate clip				
	1-09987-242-0		04	AB	(A) 04.2X19.9 Dark grey
	1-09987-262-0		10	AB	(D)
	8-94279-974-1		02	AB	(C) Outer diameter = 7.9 black
	8-97893-462-0		10	AB	(B) Outer diameter = 8.5 grey
	1-09987-257-0		L 23	AB	(E) Original color
	1-09987-257-0		R 23	AB	(E) Original color
2.5	Door ashtray bracket mounting screw				
	8-94279-123-0		02	AB	M5X16 With flat washer
2.8	Hole-guarding circle -- ashtray				
	8-94279-043-0		02	AB	D=7.8x7.8 Length = 18 Natural color
2.7	Outer trim plate assembly of the middle part of the door				
	1-76218-096-5		L 01	AB	
	1-76218-125-5		R 01	AB	

6-35		Front door internal decoration			
Figure No.					
SN	Recommended specifications / part name				
	Isuzu Figure No.	QingLing Figure No.	Left/Right	Quantity	Model used /Apply to/Precautions
					A Short-wheel base chassis
					B Long-wheel base chassis
3 3	Decorative plate assembly sheath				
	1-09983-149-1			02 AB	(A)
	1-74998-111-0			02 AB	(B)
3 6	Door seal rubber strip				
	1-76718-177-7		L	01 AB	
	1-76718-176-7		R	01 AB	
4 1	Door trim plate screw guarding whole ring				
	1-09983-151-1			04 AB	Outer diameter = 7.9×7.9 Inner diameter =4.2×4.2
7 2	Screw				
	1-73336-521-0			08 AB	
1 0 3	Door ashtray bracket assembly				
	1-76458-078-2		L	01 AB	
	1-76458-077-2		R	01 AB	
1 0 5	Front door decoration sealing strip				
	1-76218-082-2			02 AB	
1 0 6	Front door decoration sealing strip				
	1-76218-083-2			02 AB	(A)
	1-76218-104-0		L	02 AB	(B)
1 7 1	Decorative clamp sleeve				
	1-09987-264-0			02 AB	
1 7 7	Door water seal				
	1-76778-055-2			02 AB	(B)
	1-76778-047-3			02 AB	(C) Manually
	1-76778-052-0		L	01 AB	(A) Electric
	1-76778-035-4		R	01 AB	(A) Electric

Front door internal decoration

6 - 35

Figure No.

SN	Recommended specifications / part name			
	Isuzu Figure No.	QingLing Figure No.	Left/Right	Quantity
				Model used /Apply to/Precautions
				A Short-wheel base chassis
				B Long -wheel base chassis
1 7 9	Double-sided adhesive foam			
	1-76218-063-1		08 AB	(A)
	1-76218-091-1		02 AB	(C)
	1-76218-094-0		02 AB	(D)
	1-76218-127-0		04 AB	(B)
2 2 4	Deflectors - Ventilation			
	1-73338-529-0		L 01 AB	
	1-73338-528-0		R 01 AB	

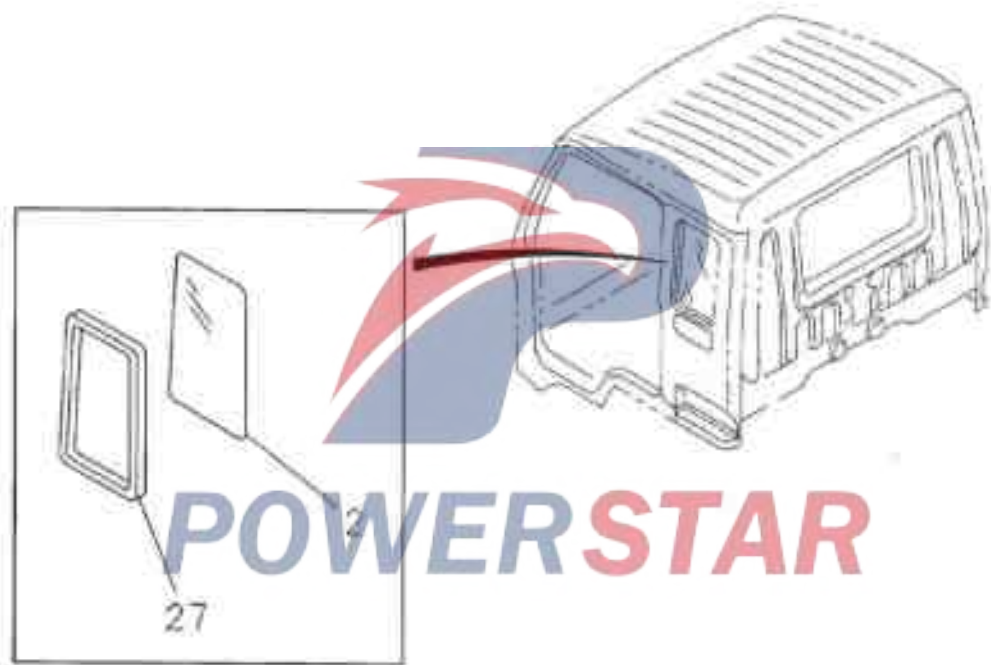


POWERSTAR


6-41

Side window glass and sealing strip

Figure No.



Side window glass and sealing strip						6 - 4 1
						Figure No.
SN	Recommended specifications / part name					
	Isuzu Figure No.	QingLing Figure No.	Left/Right	Quantity	Model used /Apply to/Precautions	
					<input type="checkbox"/> Short-wheel base chassis <input type="checkbox"/> Long -wheel base chassis	
2	Rear side window glass					
	1-76168-024-2	0203011-113	Left	01	AB	China
	1-76168-023-3	0203012-113	Right	01	AB	China
2 7	Rear window rubber strip					
	1-76738-155-2		Left	01	AB	China
	1-76738-086-3		Right	01	AB	China

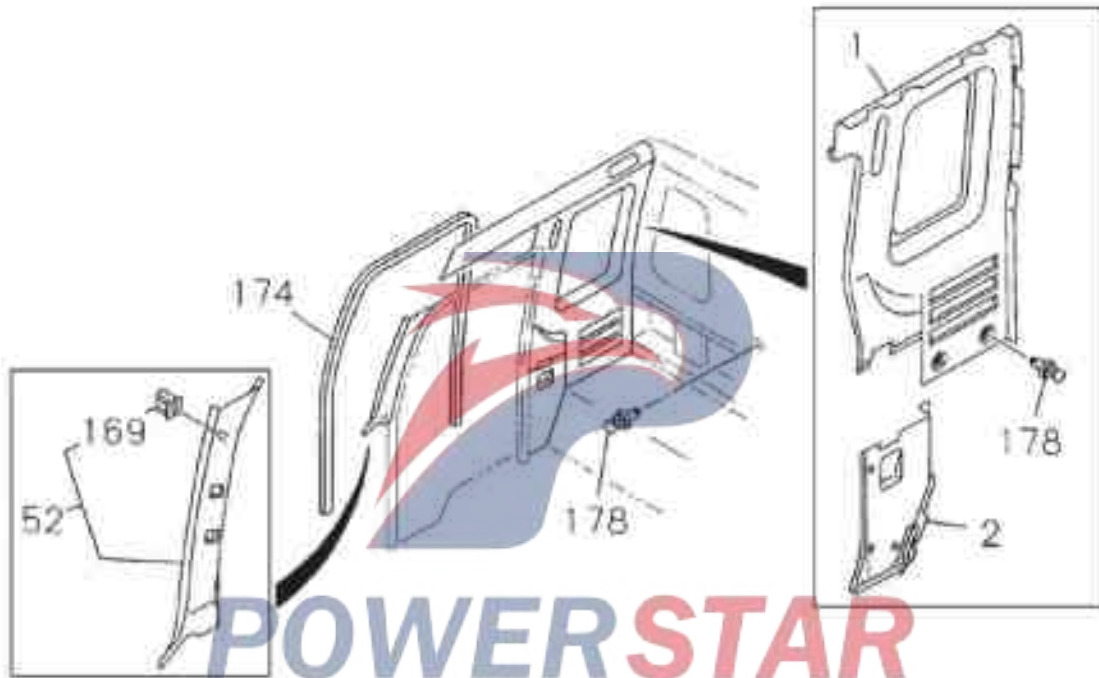


POWERSTAR

6-43

Side decorative pieces

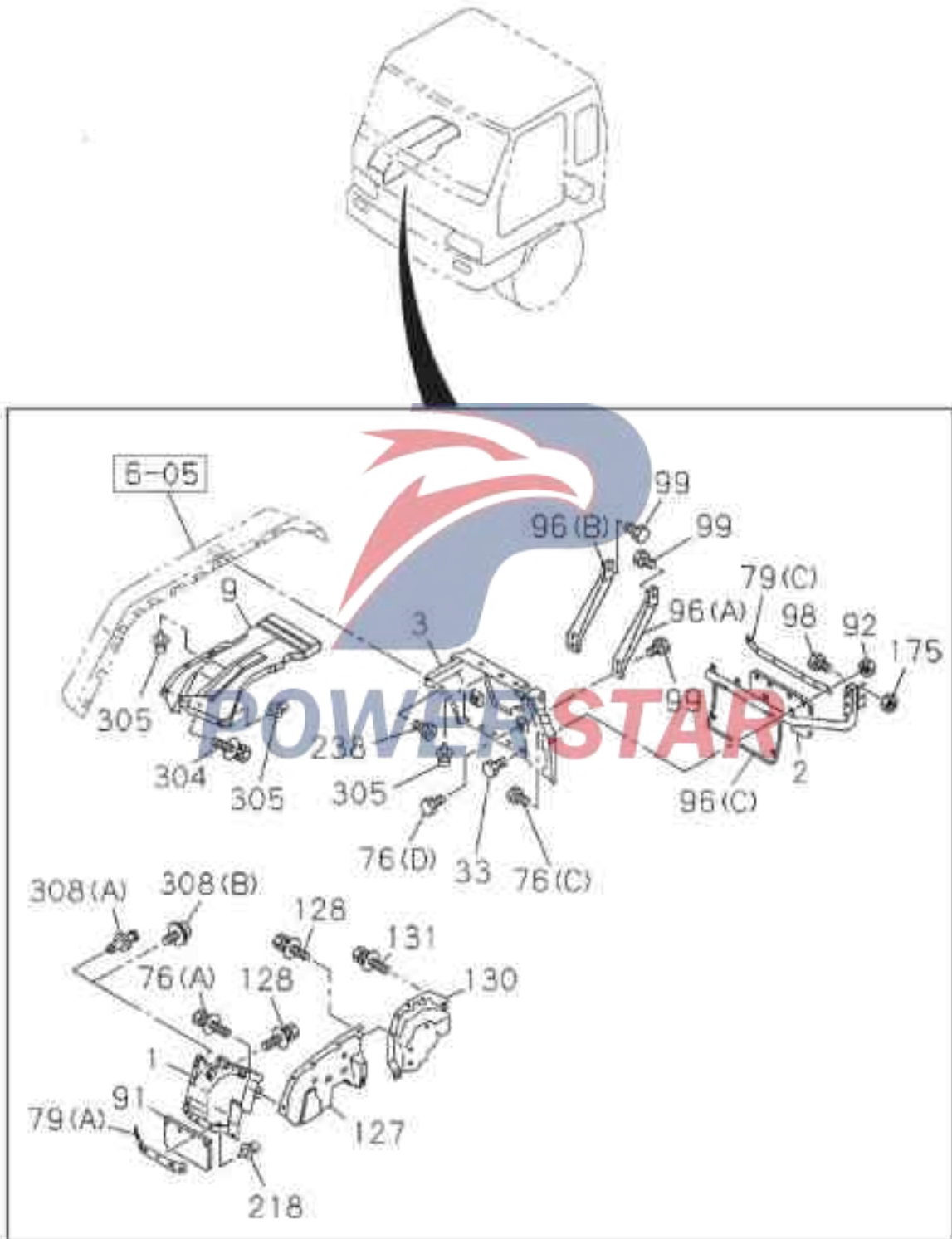
Figure No.



					6 - 43
					Figure No.
Side decorative pieces					
SN	Recommended specifications / part name				
	Isuzu Figure No.	QingLing Figure No.	Left/Right	Quantity	Model used /Apply to/Precautions
					A Short-wheel base chassis
B Long-wheel base chassis					
1	Rear side wall inner upper decorative plate				
	1-73348-878-3		Left/Right	01	AB
	1-73348-877-3		Left/Right	01	AB
2	Rear side wall inner lower decorative plate				
	1-73347-780-8		Left/Right	01	AB
	1-73347-779-8		Left/Right	01	AB
5 2	Front pillar decoration board				
	1-73348-484-3		Left/Right	01	AB
	1-73348-483-3		Left/Right	01	AB
1 6 9	Front pillar decoration board clip				
	8-94313-458-0			02	AB
1 7 4	Door frame strips				
	1-75718-175-3			02	AB
1 7 8	Decorative cover fixing screw				
	1-09983-167-0			09	AB
	Outer diameter = 6.2 dark grey				

POWERSTAR

6-47	Fenders and division plate
Figure No.	Fenders -- Right side

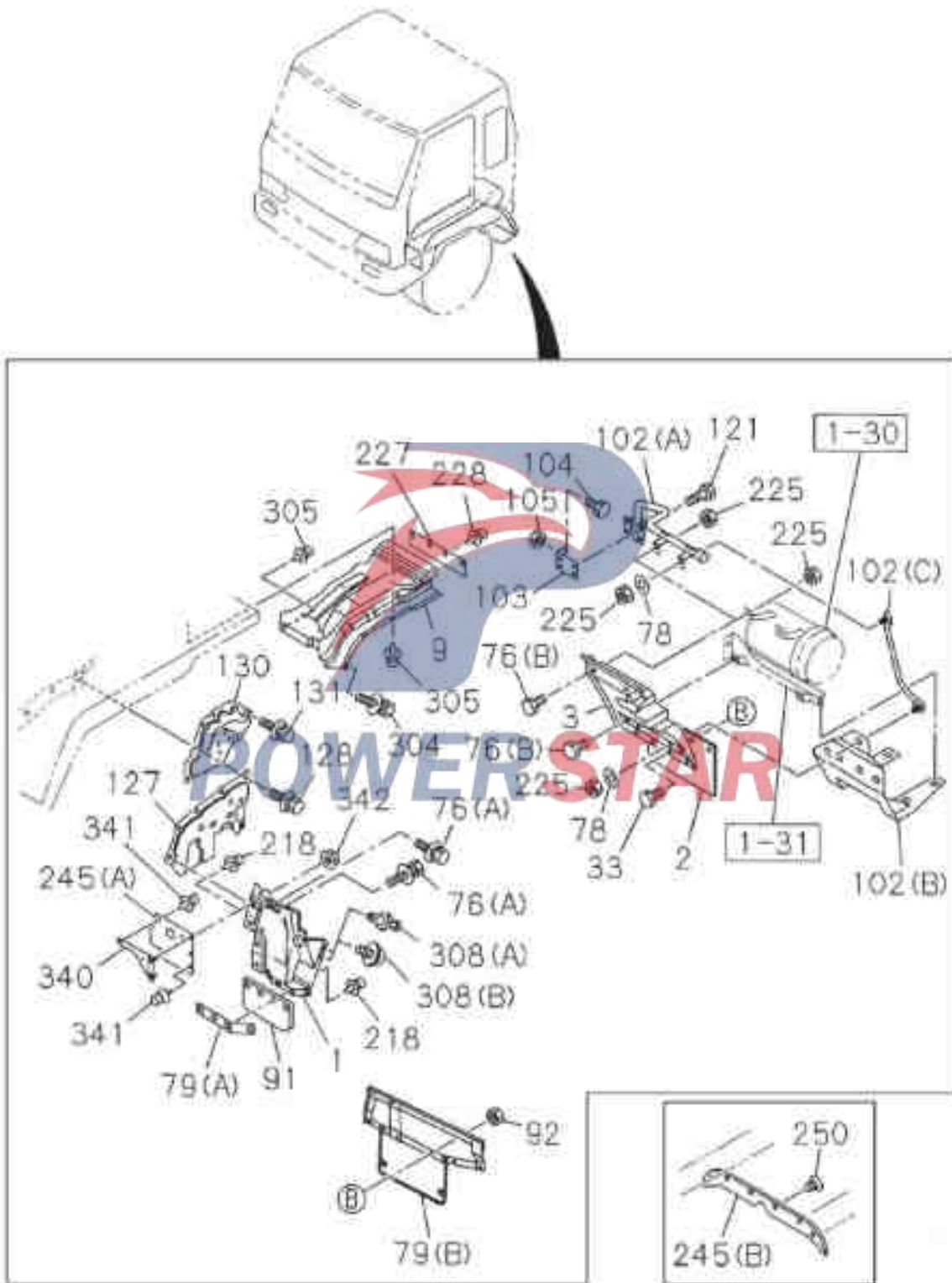


Fenders and division plate

6-47

Fenders -- Left side

Figure No.

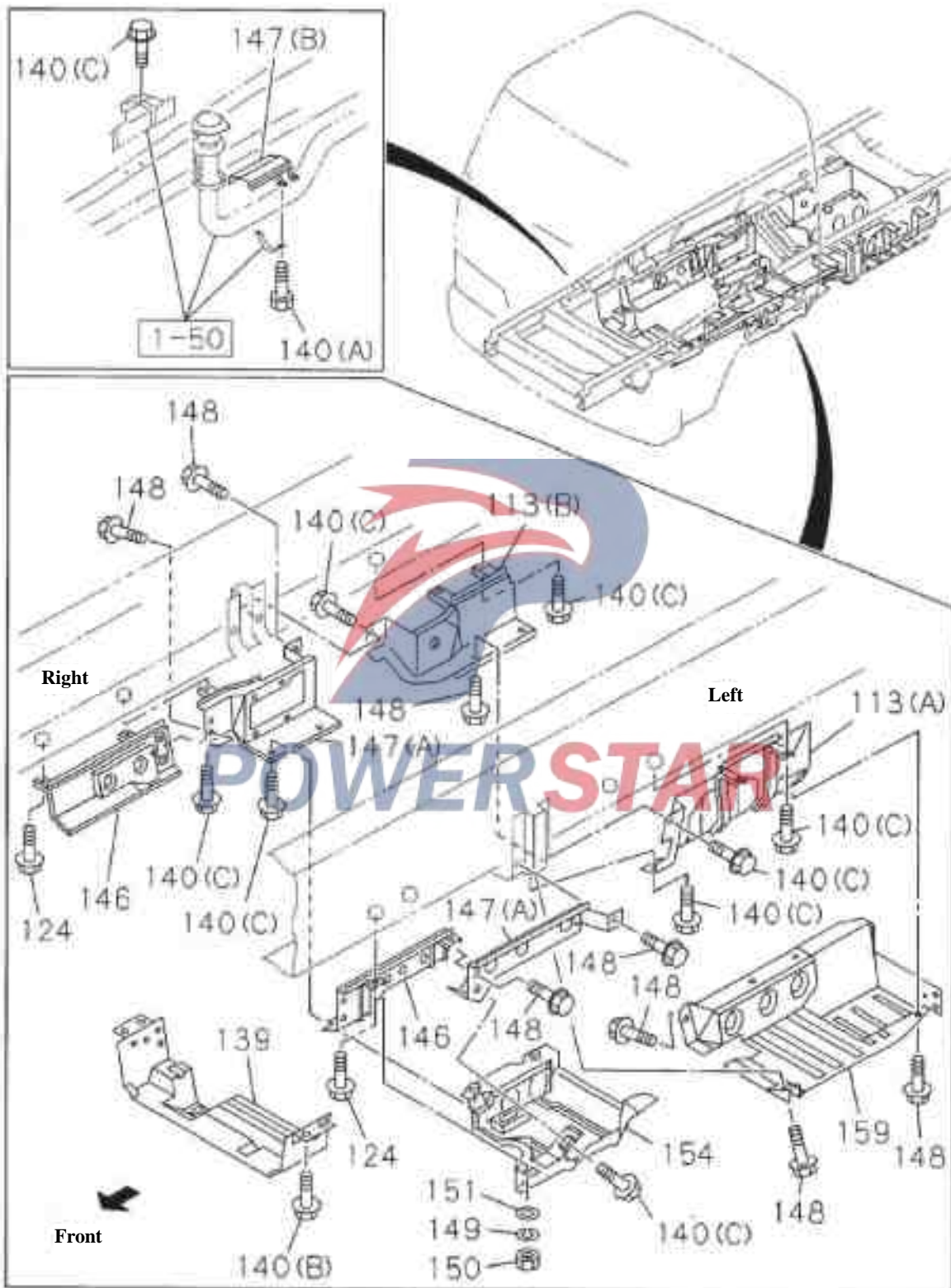


6-47

Fenders and division plate

Figure No.

Lower side plate



Fenders and clapboard

6-47

Figure No.

SN	Recommended specifications / part name				Model used /Apply to/Precautions
	Isuzu Figure No.	QingLing Figure No.	Left/Right	Quantity	
1	Front fender				
	1-79938-812-8	5101062-113	Left	01	AB China
	1-79938-810-8	5101061-113	Right	01	AB China
2	Rear fender cover				
	1-79938-972-1		Left	01	AB
	1-79931-270-0		Right	01	AB
3	Rear fender				
	1-79938-871-1	5101071-113	Left	01	AB China
	1-79938-999-0	5101072-113	Right	01	AB 6HH1 China
	1-79938-962-2		Left	01	AB 6HK1 China
9	Wheel cover protective board				
	1-79936-007-0	5101081-113	Left	01	AB China
	1-79938-955-1	5101082-113	Right	01	AB China
3 3	Bolt – Fender cover				
	1-09980-495-0			13	AB M6X20 With lock flat washer
7 6	Bolt –Fender				
	6-94279-203-0			02	AB (C) M6X20 With lock flat washer
	8-94331-747-1			06	AB (A) M8X25
	1-09030-074-0			04	AB 6HH1 (B) M8X25
	1-09980-495-0			01	AB 6HH1 (D) M6X20 With lock flat washer
	1-09030-074-0			02	AB 6HK1 (B) M8X25

6-47		Fenders and clapboard			
Figure No.					
SN	Recommended specifications / part name				
	Isuzu Figure No.	QingLing Figure No.	Left/Right	Quantity	Model used /Apply to/Precautions
					A Short-wheel base chassis B Long -wheel base chassis
7 8	Flat Washers – Fender				
	9-09164-808-0			02 AB	GHKT Inner diameter =8
7 9	Batten - Fender cover				
	1-79931-044-0			02 AB	(A)
	1-79931-269-0		Right	01 AB	(C) China
	1-79931-304-0		Left	01 AB	GHRT (B) China
	1-79931-288-0		Left	01 AB	GHKT (B) China
9 1	Front fender cover				
	1-79931-214-1			02 AB	China
9 2	Nut – Front fender cover				
	0-91150-106-0			04 AB	M6 With convex edge
	0-91150-106-0			05 AB	GHNT M6 With convex edge
	0-91150-106-0			03 AB	GHKT M6 With convex edge
9 6	Bracket - Fender				
	1-53497-577-2		Right	01 AB	(C) China
	1-79938-737-0		Right	01 AB	(A)
	1-79938-738-0		Right	01 AB	(B)
9 8	Bolt –Bracket and bracket				
	0-28680-830-0		Right	04 AB	M8X30 With convex edge
9 9	Bolt – Bracket and fender				
	8-94279-203-0			04 AB	M6X20 With lock flat washer

Fenders and clapboard

6-47

Figure No.

SN	Recommended specifications / part name				Model used /Apply to/Precautions	
	Isuzu Figure No.	QingLing Figure No.	Left/Right	Quantity		
1 0 2 Lower bracket -- fender						
	1-53497-535-0		Left	01	AB	6HK1 (A)
	1-53497-592-1		Right	01	AB	6HK1 (C)
	1-53497-593-2		Left	01	AB	6HK1 (B)
1 0 3 Bracket – rear fender						
	1-53497-486-1		Left	01	AB	6HK1
1 0 4 Bolt – Bracket						
	0-28680-830-0		Left	02	AB	6HK1 MBX30 With convex edge
1 0 5 Nut – Bracket						
	9-09110-408-0		Left	02	AB	6HK1 NB
1 1 3 Side plate						
	1-53192-910-1		Left	01	AB	6HN1 Euro II Emission System (B)
	1-53192-912-2		Right	01	AB	6HMT Euro II Emission System (A)
1 2 1 Bolt						
	0-28681-030-0		Left	04	AB	6HK1 M10X30 With convex edge China
1 2 4 Bolt – Bracket						
	0-28680-825-0		Left	04	AB	6HK1 M5X25 With convex edge
1 2 7 Front guard board						
	1-53192-957-2		Left	01	AB	
	1-53192-956-1		Right	01	AB	
1 2 8 Bolt – Front protective plate						
	8-94331-747-1		Left	10	AB	MBX25

6-47		Fenders and clapboard			
Figure No.		Recommended specifications / part name			
SN	Isuzu Figure No.	QingLing Figure No.	Left/Right	Quantity	Model used /Apply to/Precautions
					<input type="checkbox"/> Short-wheel base chassis <input type="checkbox"/> Long -wheel base chassis
1 3 0	Sound insulation panels				
	1-53192-955-2		Left	01	AB
	1-53193-704-1		Right	01	AB
1 3 1	Bolt –Sound isolation plate				
	8-94279-203-0			08	AB M6X20 With lock flat washer
1 3 9	Side plate				
	1-53192-593-0			01	AB 6HH1 Non- Euro II Emission System
1 4 0	Bolt – Side plate				
	0-28080-816-0			04	AB 6HH1 (A) M8X16 With lock flat washer With convex edge
	0-28680-825-0			01	AB 6HH1 (C) M8X25 With convex edge Euro II Emission System
	0-28680-840-0			04	AB 6HH1 (C) M8X40 With convex edge Euro II Emission System
	1-09030-084-0			04	AB 6HH1 (C) M8X22 With lock flat washer Euro II Emission System
	0-28680-825-0			04	AB 6HH1 (B) M8X25 With convex edge Non- Euro II Emission System
1 4 6	Front lower side board				
	1-53193-047-0		Left	01	AB 6HH1 Euro II Emission System
	1-53193-045-1		Right	01	AB 6HH1 Euro II Emission System
1 4 7	Rear lower side plate				
	1-22119-346-0			01	AB 6HH1 (B) China
	1-53193-861-0		Left	01	AB 6HH1 (A) Euro II Emission System
	1-53193-050-2		Right	01	AB 6HH1 Euro II Emission System

Fenders and clapboard

6-47

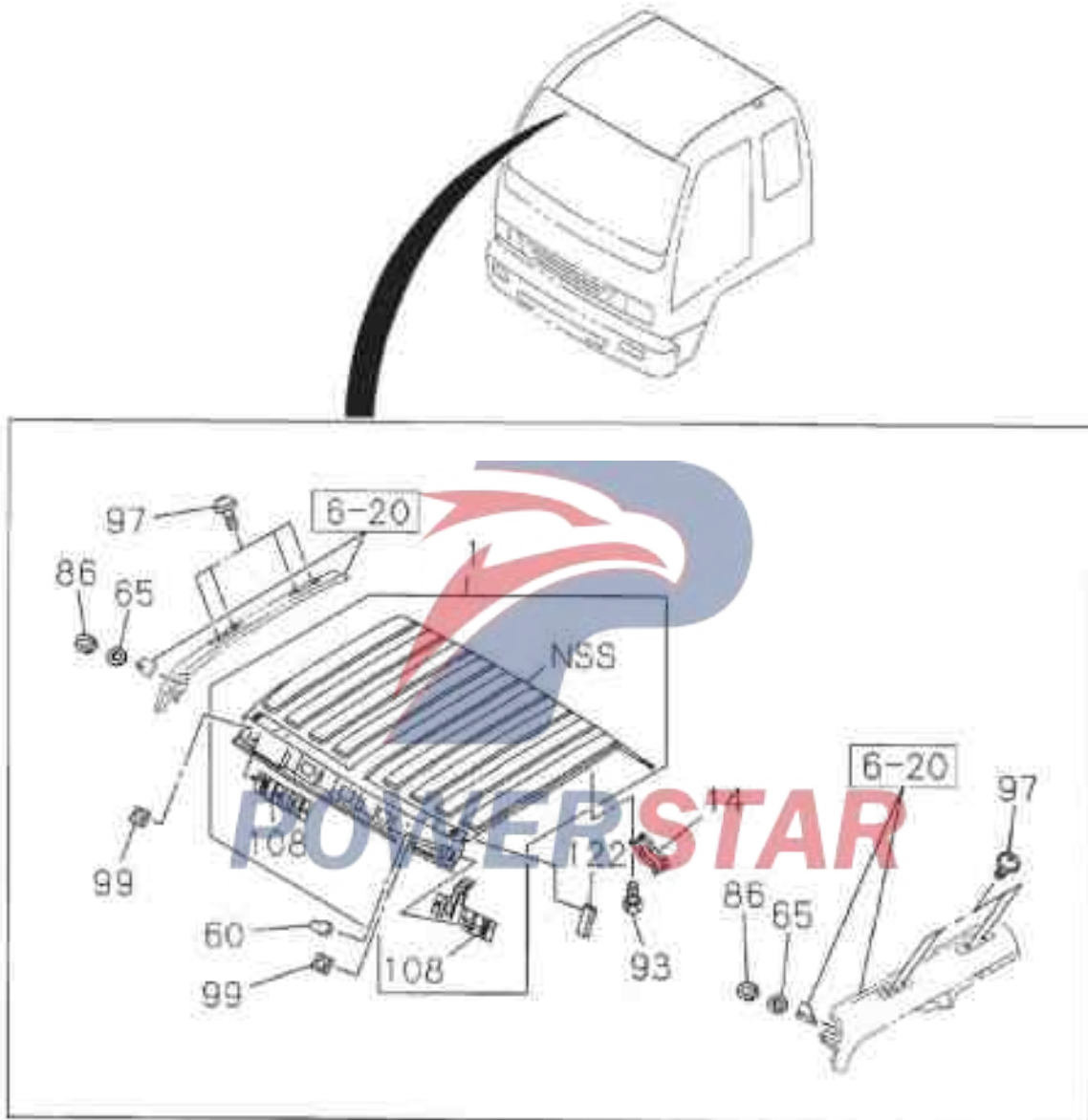
Figure No.

SN	Recommended specifications / part name			
	Isuzu Figure No.	QingLing Figure No.	Left/Right	Quantity
				Model used /Apply to/Precautions A Short-wheel base chassis B Long -wheel base chassis
1 4 7	----	Rear lower side plate		
	1-53193-050-2			(A)
1 4 8	----	Bolt –Side plate with side plate		
	1-09030-084-0		16 AB	6HH1 M8X22 With lock flat washer
1 4 9	----	Lock washers – side board		
	9-09150-508-0		01 AB	6HH1 Euro II Emission System Inner diameter =8.2
1 5 0	----	Nut – Side plate		
	0-91150-108-0		01 AB	6HH1 Euro II Emission System M8 With convex edge
1 5 1	----	Flat Washers – side plate		
	9-09160-708-0		01 AB	6HH1 Euro II Emission System Inner diameter = 8 Outer diameter = 22
1 5 4	----	Side Plate -- Right below of engine		
	1-53193-868-0		01 AB	6HH1 Euro II Emission System
1 5 9	----	Side Plate -- Right below of gearbox		
	1-53192-913-1		01 AB	6HH1 Euro II Emission System
1 7 5	----	Nut – Bracket fixing		
	0-91150-108-0	Right	04 AB	M8 With convex edge
2 1 8	----	Fixing screws -- Rubber Board		
	1-09470-001-0		08 AB	
2 2 5	----	Nut – Fenders		
	0-91150-108-0		02 AB	6HH1 M8 With convex edge
	0-91150-108-0		03 AB	6HH1 M8 With convex edge
2 2 7	----	Sealing strip – Fender		
	1-79938-953-1	Left	01 AB	

6-47		Fenders and clapboard			
Figure No.					
SN	Recommended specifications / part name				
	Isuzu Figure No.	QingLing Figure No.	Left/Right	Quantity	Model used /Apply to/Precautions
					A Short-wheel base chassis B Long -wheel base chassis
2 2 8	Fixing screws -- Fender seal strip				
	1-09987-248-1			04	AB D8X13.5
2 3 8	Screw --fender				
	8-94279-203-0		Right	01	AB M6X20 With lock flat washer
2 4 5	Rubber plate – fender				
	1-79938-927-0			01	AB (B)
	1-79936-027-0			01	AB 6HK1 Euro II Emission System (A)
2 5 0	Fixing screws -- Rubber Board				
	1-09987-189-0			06	AB
3 0 4	Bolt – Fender guard board				
	8-94279-203-0		Right	02	AB M6X20 With lock flat washer
3 0 5	Fixing screws -- Mudguard				
	1-09987-248-1			05	AB D8X13.5
3 0 8	Fixing screws -- Fender				
	1-09470-007-0			02	AB (A)
	1-65481-386-0			02	AB (B) M6X22
3 4 0	Bracket – rubber protective board				
	1-79936-024-1			01	AB 6HK1 Euro II Emission System
3 4 1	Fixing screws -- Rubber protective board				
	1-09987-194-0			03	AB 6HK1 Euro II Emission System Inner diameter = 6×6 Outer diameter = 8
3 4 2	Nut – Rubber protective board bracket				
	8-97046-127-0			02	AB 6HK1 Euro II Emission System MB With convex edge China

Top cover board

6-60
Figure No.

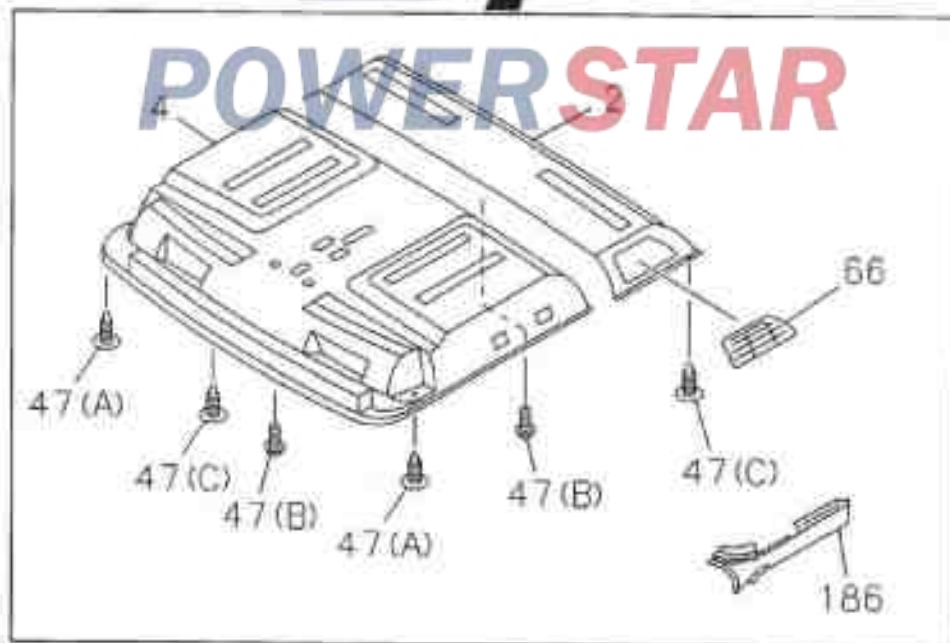
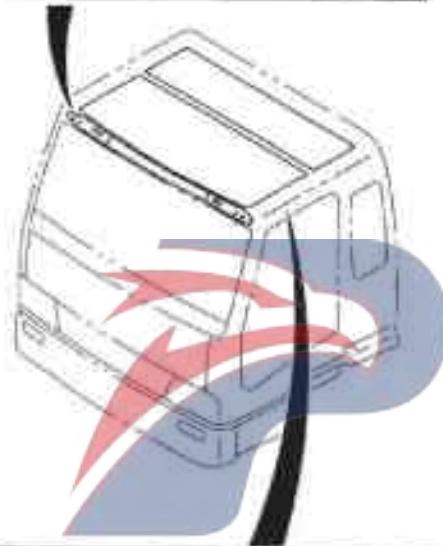
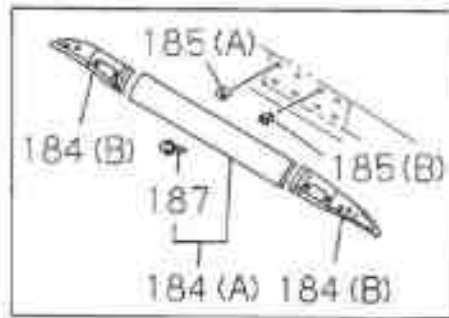


6-60		Top cover board			
Figure No.					
SN	Recommended specifications / part name				
	Isuzu Figure No.	QingLing Figure No.	Left/Right	Quantity	Model used /Apply to/Precautions
					<input type="checkbox"/> Short-wheel base chassis <input type="checkbox"/> Long -wheel base chassis
1	Top cover board				
	1-61181-196-0			01	AB With top cover indicator light China
	1-61181-192-0			01	AB Without top cover indicator light China
1 4	Top cover support plate				
	1-73318-595-2			02	AB China
6 0	Top cover				
	1-79998-922-3			03	AB
6 5	Flat Washers				
	8-94368-403-1			02	AB Inner diameter = 8 Thickness=2.3
8 6	Nut – Top cover				
	9-09131-508-0			02	AB M6
9 3	Bolt – Support plate				
	8-94279-200-0			10	AB M6X12 China With lock flat washer
9 7	Bolt – Air deflector				
	1-79198-003-2			08	AB
9 9	Seal mat -- vehicle body				
	1-61281-380-1			23	AB 30X30 Inner diameter = 20 Thickness=0.7
	1-61281-427-0			14	AB 14X14 Inner diameter = 10 Thickness=0.7
	1-61281-444-0			02	AB 30X30 Inner diameter = 9 Thickness=0.7
1 0 8	Lining board -- Rearview mirror				
	1-61180-979-3		Left	01	AB China
	1-61180-955-3		Right	01	AB China
1 2 2	Sealing strip –Front left and right upper corners				
	1-61270-919-0			02	AB

Roof inner surface overlay and decoration

6-66

Figure No.



6-66		Roof inner surface overlay and decoration			
Figure No.					
SN	Recommended specifications / part name				
	Isuzu Figure No.	QingLing Figure No.	Left/Right	Quantity	Model used /Apply to/Precautions
					A Short-wheel base chassis B Long-wheel base chassis
2	--- Rear roof inner surface overlay				
	1-73318-598-3			01	AB
4	--- Front roof inner surface overlay				
	1-73318-695-0			01	AB Indoor air filter
	8-97865-577-1			01	AB Indoor without air filter
4 7	--- Fixing screws -- Roofing inner surface overlay				
	1-73317-371-0			06	AB (A) D7.7×25 Light grey
	1-73318-629-0			13	AB Indoor without air filter (C) D6×23 Light grey
	1-73318-629-0			12	AB Indoor without air filter (C) D6×23 Light grey
	1-73996-301-0			02	AB Indoor without air filter (B) D6×17 Light grey
6 8	--- Grille - Out gassing				
	1-73317-367-1		Left	01	AB
	1-73317-366-1		Right	01	AB
1 8 4	--- Decorative panels - front part of top canopy				
	1-73318-581-0		Left	01	AB (B)
	1-73318-580-0		Right	01	AB (B)
	1-73318-589-0			01	AB With top canopy sign light (A)
	1-73318-587-0			01	AB Without top canopy sign light (A)
1 8 5	--- Washer nu -- Decorative plate				
	1-79198-012-0			06	AB (A)
	1-79198-013-0			02	AB (B)
1 8 6	--- Decorative panels - left and right side of the top canopy rear				
	1-73348-917-0		Left	01	AB
	1-73348-916-0		Right	01	AB

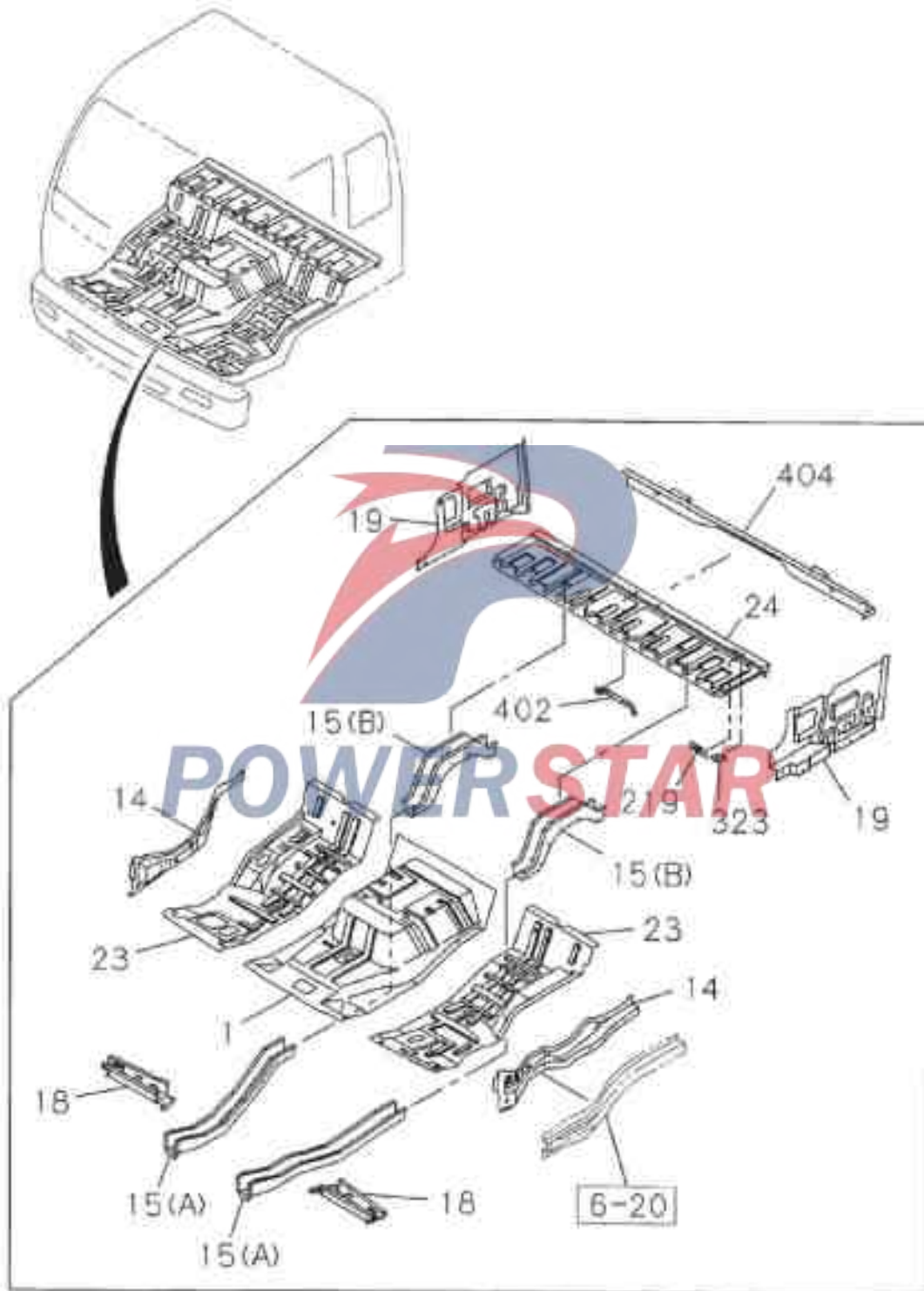
Roof inner surface overlay and decoration					6-66
					Figure No.
SN	Recommended specifications / part name				
	Isuzu Figure No.	QingLing Figure No.	Left/Right	Quantity	Model used /Apply to/Precautions
					A Short-wheel base chassis B Long -wheel base chassis
1 8 7	---	Positioning pin - decorative plate			
	1-09983-161-0		08	AB	04.2X13 China



6-70


Floor

Figure No.



					Floor	6-70
					Figure No.	
SN	Recommended specifications / part name					
	Isuzu Figure No.	QingLing Figure No.	Left/Right	Quantity	Model used /Apply to/Precautions	
					A	Short-wheel base chassis
					B	Long-wheel base chassis
1	Floor					
	1-62183-529-0			01	AB	China
14	Front sideboard					
	1-62482-918-6		Left	01	AB	China
	1-62482-917-6		Right	01	AB	China
15	Floor lower bracket					
	1-62483-154-3		Left	01	AB	(B) China
	1-62483-300-0		Left	01	AB	(A) China
	1-62483-153-3		Right	01	AB	(B) China
	1-62483-299-0		Right	01	AB	(A) China
18	Floor middle bracket					
	1-62483-302-0		Left	01	AB	China
	1-62483-301-0		Right	01	AB	China
19	Rear side plate					
	1-62483-312-0		Left	01	AB	China
	1-62483-311-0		Right	01	AB	China
23	Side floor					
	1-62183-561-0		Left	01	AB	China
	1-62183-560-0		Right	01	AB	China
24	Rest cabin floor					
	1-62182-940-9			01	AB	China

6-70		Floor			
Figure No.					
Recommended specifications / part name					
SN	Isuzu Figure No.	QingLing Figure No.	Let/Right	Quantity	Model used /Apply to/Precautions
					A Short-wheel base chassis B Long -wheel base chassis
2 1 9	---	Lining board -- Lower air tube			
	1-62182-941-0			01 AB	China
3 2 3	---	Lining board -- Handle			
	1-62182-961-0			01 AB	China
4 0 2	---	Lining board -- Cab lock mechanism			
	1-62182-947-2			01 AB	China
4 0 4	---	Crossbeam assembly - Rear suspension			
	1-62483-123-1			01 AB	China

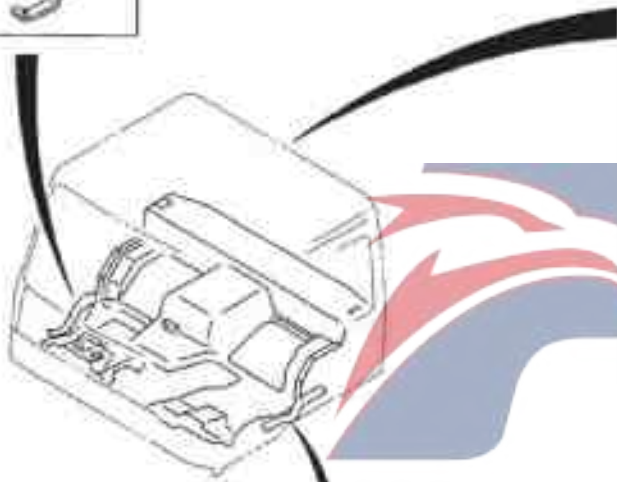
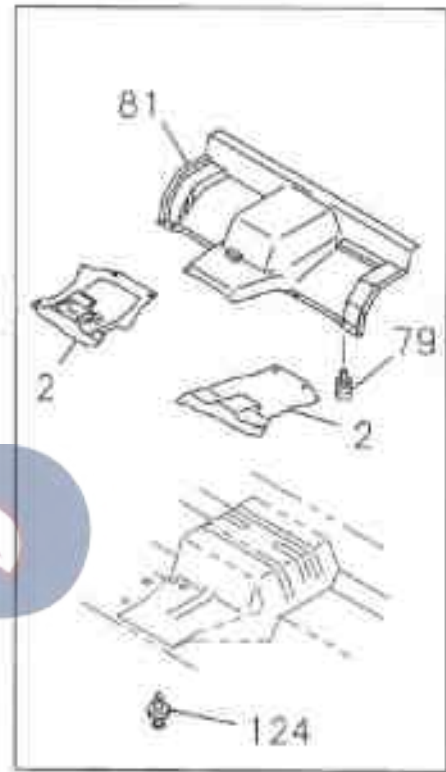
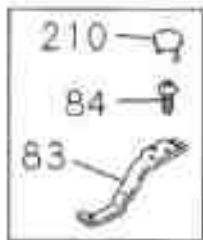


POWERSTAR

Floor mats and rugs

6-75

Figure No.



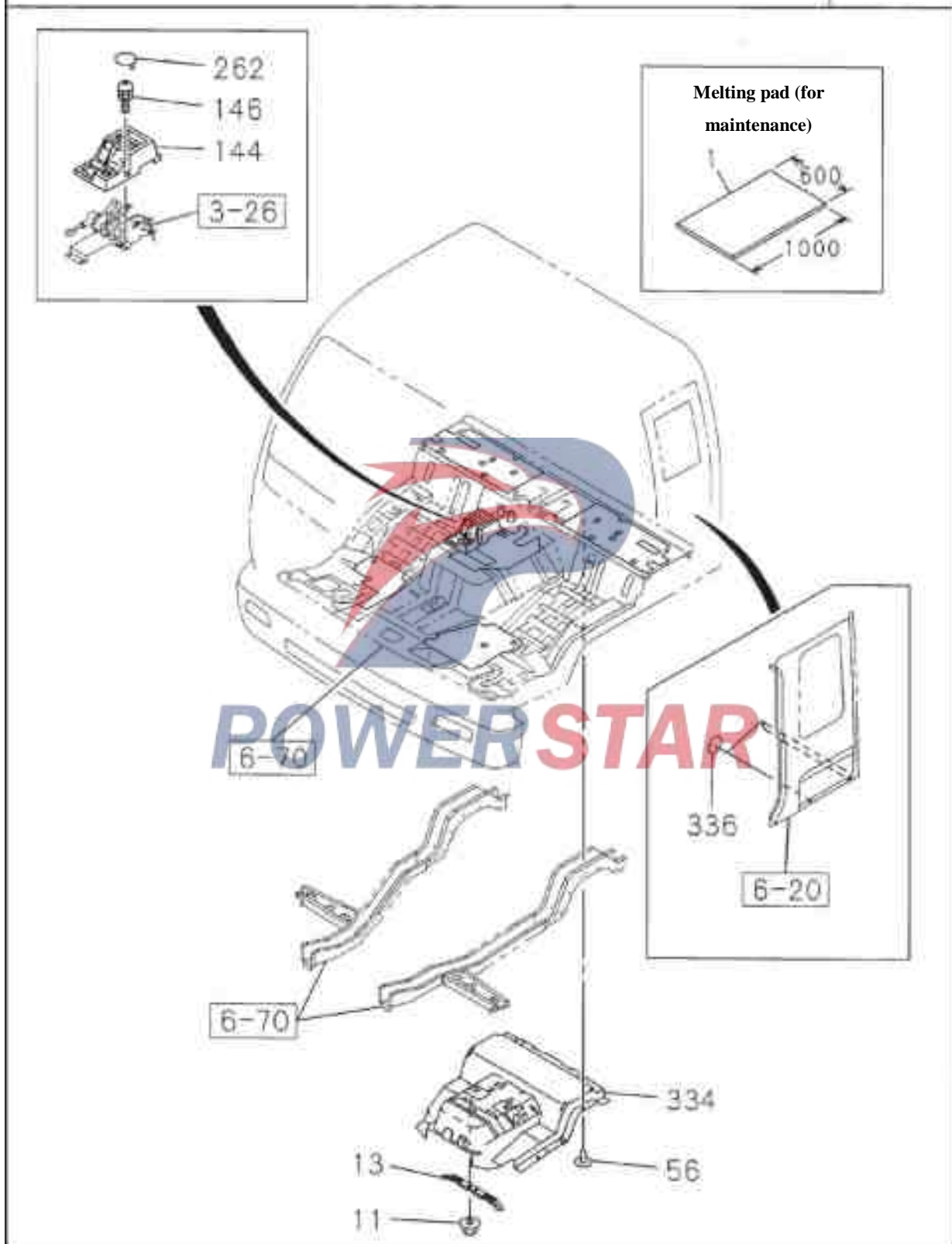
POWERSTAR

6-75		Floor mats and rugs			
Figure No.					
SN	Recommended specifications / part name				
	Isuzu Figure No.	QingLing Figure No.	Left/Right	Quantity	Model used /Apply to/Precautions
					A Short-wheel base chassis B Long-wheel base chassis
2	Floor mat				
	1-73236-010-0		Left	01	AB China
	1-73236-011-0		Right	01	AB China
7 9	Fixing screw				
	8-94279-089-0			08	AB Black China
8 1	Central floor mat				
	1-73236-244-2			01	AB China
8 3	Batten - Floor mat				
	1-76798-027-2		Left	01	AB
	1-76798-026-3		Right	01	AB
8 4	Screw - Pressure strip and the floor				
	8-94279-312-0			08	AB M5X16
1 2 4	Fixing screw				
	1-09470-007-0			04	AB
2 1 0	Cover - strip				
	1-72538-166-0			09	AB

Floor devices and sealing

6-76

Figure No.

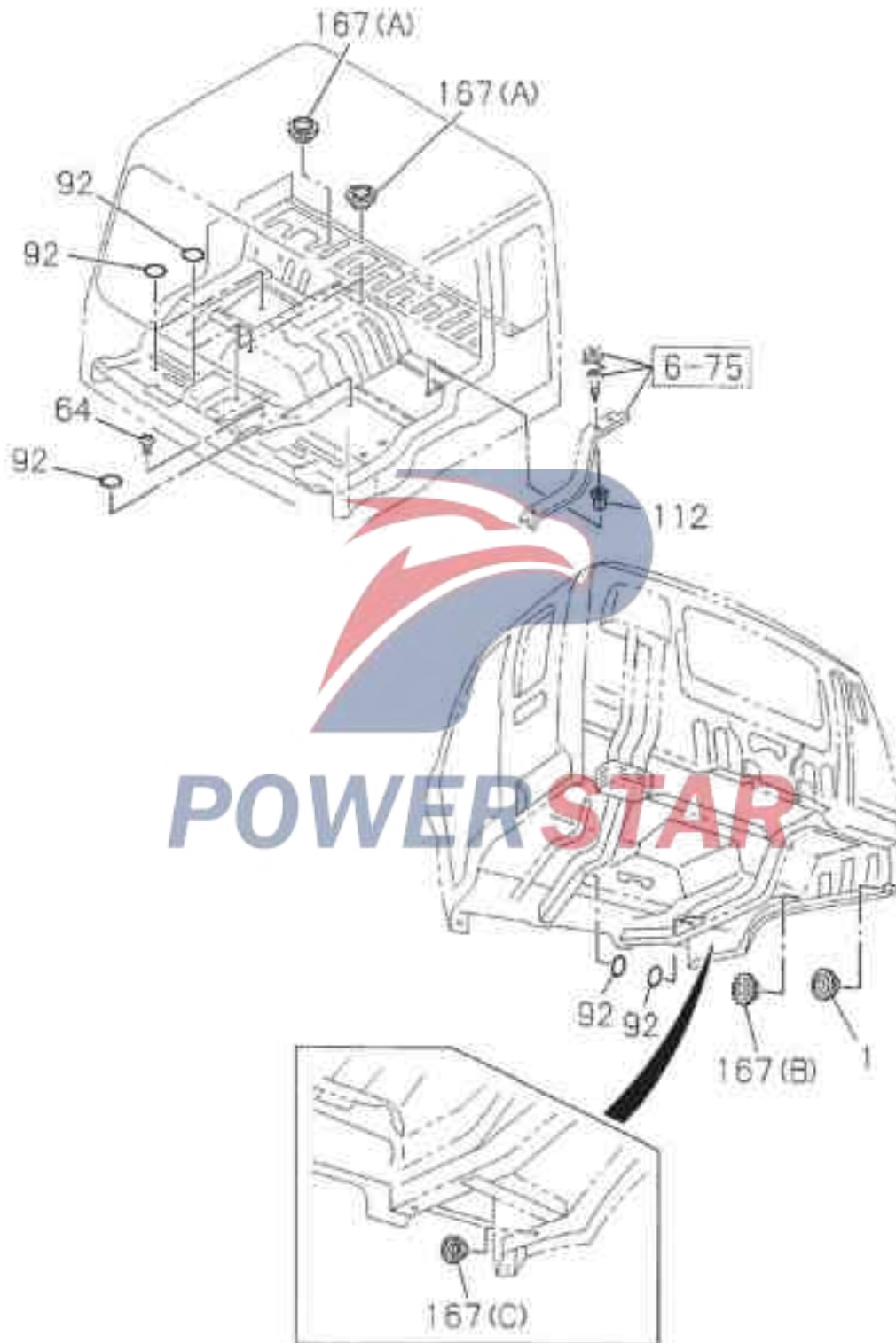


6-76		Floor devices and sealing			
Figure No.					
SN	Recommended specifications / part name				
	Isuzu Figure No.	QingLing Figure No.	Left/Right	Quantity	Model used /Apply to/Precautions
					A Short-wheel base chassis B Long -wheel base chassis
1					Melting pad -- floor
	1-61970-039-0		AR AB		Incision pad 500X1000
1 1					Nut --Insulation pads
	8-94279-518-0		Q2 AB		MS China
1 3					Pressure Plate - heat insulation pad
	1-71998-812-4		Q1 AB		China
5 6					Fixing screws -- engine hood heat insulation pad
	8-97808-623-0		17 AB		
1 4 4					Cover plate -- manual brake valve
	1-73908-308-1		Q1 AB		
1 4 6					Bolt --Cover board and bracket
	8-94279-404-0		Q4 AB		M6X20 With lock flat washer
2 6 2					Cover plate -- Inspection hole
	1-72538-166-0		Q4 AB		
3 3 4					Heat insulation pad -- Hood
	1-71996-038-4		Q1 AB		
3 3 6					Seal mat -- floor side
	1-76798-019-0		Q4 AB		Outside diameter =25 black China

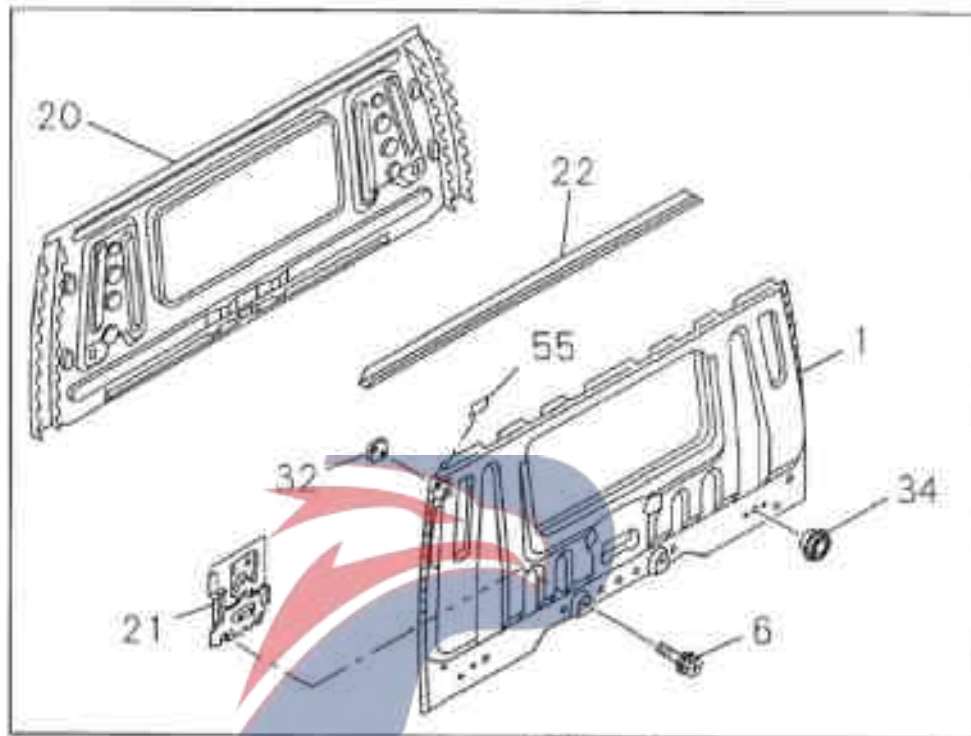
Floor hole jam

6-78

Figure No.



6-78		Floor hole jam			
Figure No.					
SN	Recommended specifications / part name				
	Isuzu Figure No.	QingLing Figure No.	Left/Right	Quantity	Model used /Apply to/Precautions
					<input type="checkbox"/> Short-wheel base chassis <input type="checkbox"/> Long -wheel base chassis
1	---	Blockages			
	1-09600-083-0			02 AB	Outer diameter = 40
6 4	---	Plugging cover -- Engine Hood			
	8-94353-238-0			01 AB	D7.8X20
9 2	---	Seal mat -- Positioning hole			
	1-76798-019-0			10 AB	Outer diameter =25 black China
	5-76777-035-0			04 AB	Outer diameter =36 black China
	1-76798-019-0			02 AB	Non-manual air conditioning Outer diameter =25 black China
1 1 2	---	Washer nu -- Decorative cover			
	8-94279-043-0			08 AB	D=7.8x7.8 length =18 China
1 6 7	---	Plugging cover -- positioning hole			
	1-09983-101-0			07 AB	(A) Outer diameter = 23.5
	8-94122-971-0			04 AB	(C) Outer diameter = 26.2 China
	8-94279-040-0			02 AB	(B) Diameter = 10.4



POWERSTAR

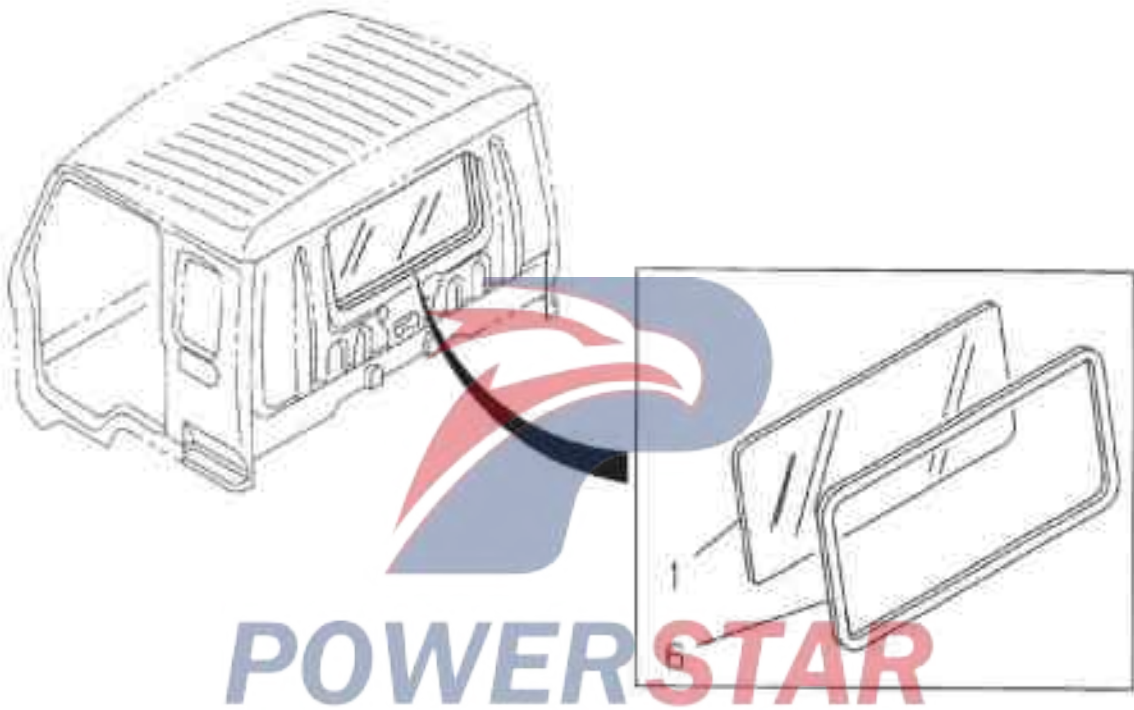


6-80		Backplane			
Figure No.					
SN	Recommended specifications / part name				
	Isuzu Figure No.	QingLing Figure No.	Left/Right	Quantity	Model used /Apply to/Precautions
					A Short-wheel base chassis
B Long -wheel base chassis					
1	Backplane inner board				
	1-61580-984-0		Q1	AB	China
6	Bolt – Back plate				
	1-09980-488-0		Q2	AB	M10X25 With lock flat washer
20	Backplane inner board				
	1-61580-985-0		Q1	AB	China
21	Reinforced Plate -- Cab Lock Mechanism				
	1-61580-986-0		Q1	AB	China
22	Drip Sink - Backplane				
	1-61580-916-1		Q1	AB	
32	Lining board -- Air inlet				
	1-61580-928-1		Q1	AB	China
34	Blockage - back plate hole				
	8-94279-711-0		Q2	AB	Outer diameter = 28.5 China
55	Liner -- Back plate left and right angles				
	1-71517-002-0		Q2	AB	

Backplane glass and sealing strip

6-82

Figure No.



6-82		Backplane glass and sealing strip			
Figure No.					
SN	Recommended specifications / part name				
	Isuzu Figure No.	QingLing Figure No.	Left/Right	Quantity	Model used /Apply to/Precautions
					A Short-wheel base chassis
					B Long -wheel base chassis
1	Backplane glass				
	1-76128-019-3	5603011-113	01	AB	China
6	Sealing strip -Back plate glass				
	1-76738-085-5		01	AB	China

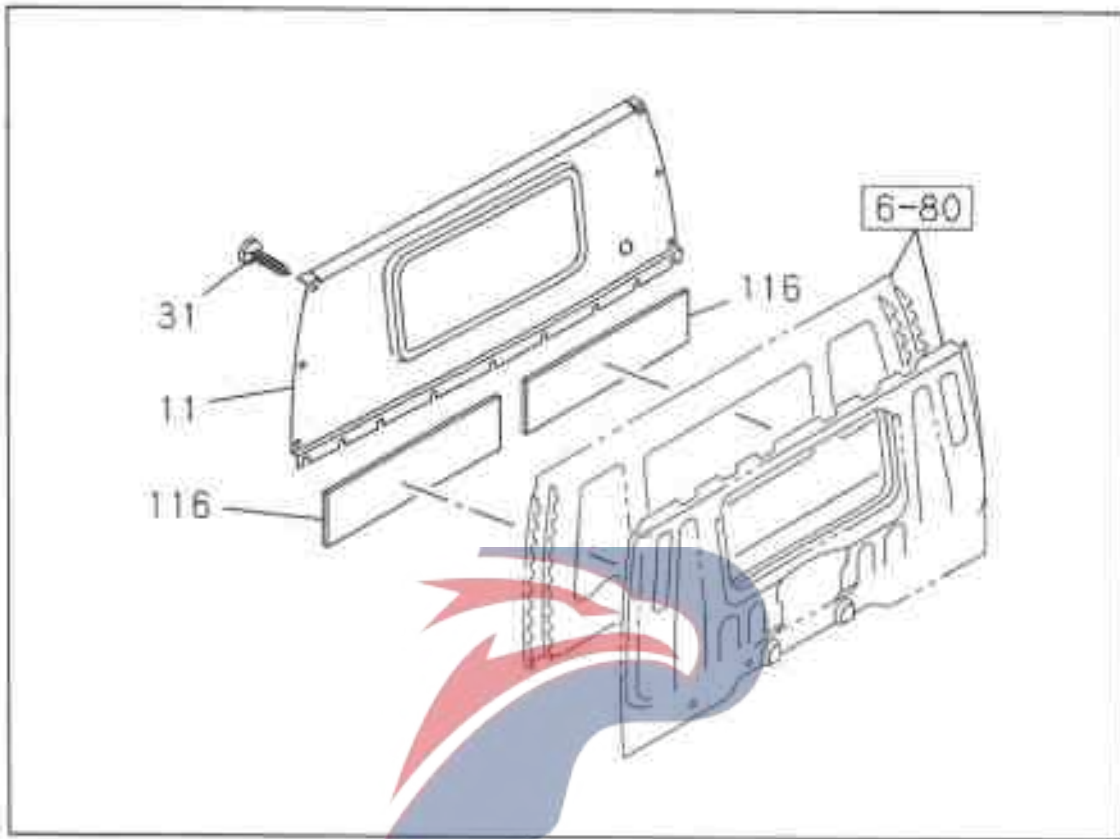


POWERSTAR

Backplane decoration

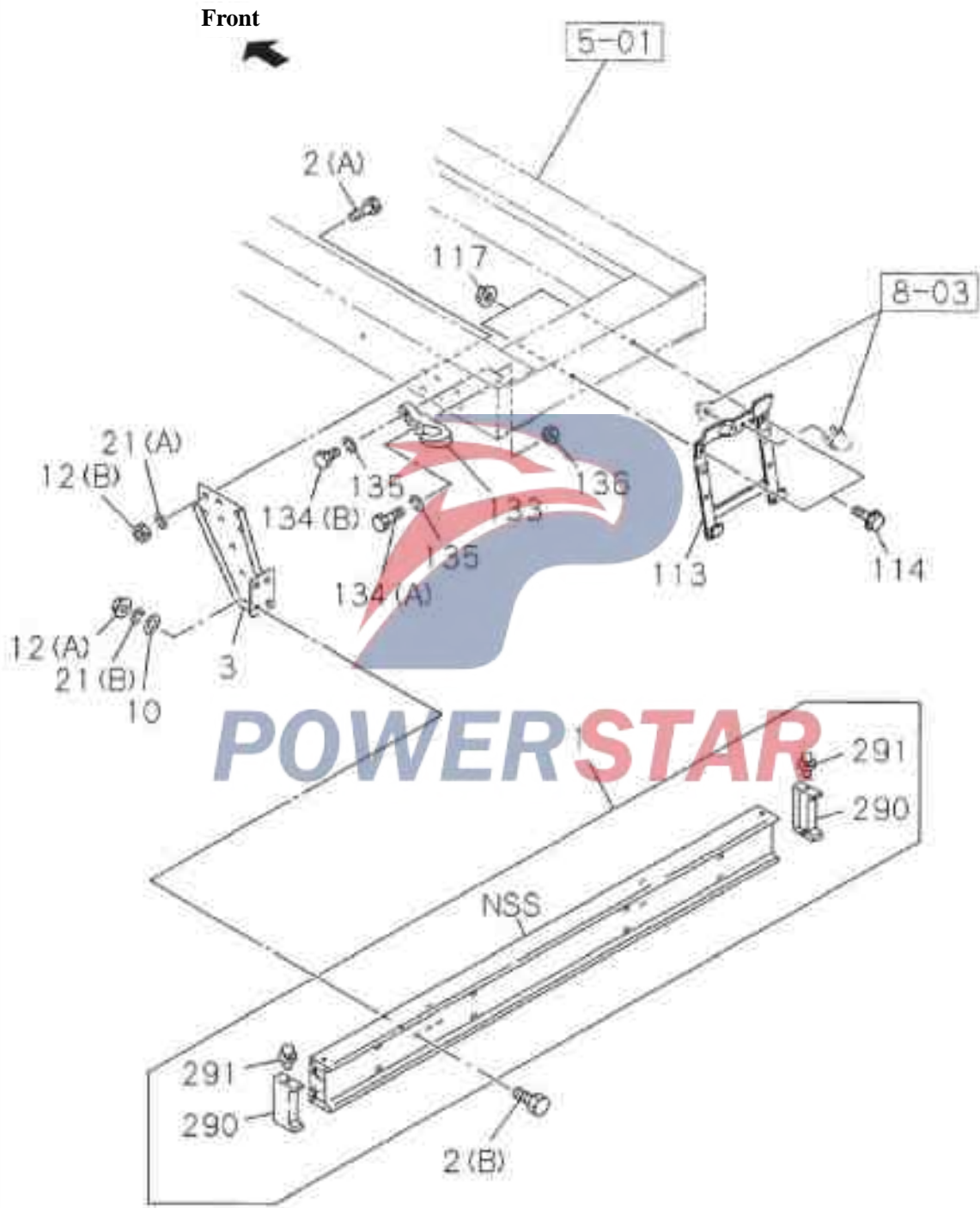
6-84

Figure No.



6-84		Backplane decoration			
Figure No.					
SN	Recommended specifications / part name				
	Isuzu Figure No.	QingLing Figure No.	Left/Right	Quantity	Model used /Apply to/Precautions
					A Short-wheel base chassis B Long-wheel base chassis
1 1	Backplane inner decorative plates				
	1-73348-874-3			01 AB	
2 3	Lining board -- Rear wall inner board				
	1-73347-789-1		Left	01 AB	China
	1-73347-788-1		Right	01 AB	China
3 1	Fixing screws -- Back plate decorative board				
	1-09987-225-0			04 AB	D6X23
	1-09987-238-0			23 AB	D6X23 Dark grey
1 1 6	Heat insulation pad -- back plate				
	1-73368-002-0			02 AB	





6-90		Rear bumper			
Figure No.					
SN	Recommended specifications / part name				
	Isuzu Figure No.	QingLing Figure No.	Left/Right	Quantity	Model used /Apply to/Precautions
					A Short-wheel base chassis B Long -wheel base chassis
1	---	Rear bumper			
	1-71220-076-1			01 AB	
2	---	Bolt -Rear rod			
	0-20801-640-0			12 AB	(A) M16X40
	0-28081-230-0			08 AB	(B) M12X30 With convex edge
3	---	Bracket -- Bumper			
	1-71230-255-1		Left	01 AB	
	1-71230-254-1		Right	01 AB	
1 0	---	Flat Washers -- Bracket			
	9-09160-612-0			08 AB	Inner diameter =12
1 2	---	Nut - Bracket			
	9-99110-512-0			08 AB	(A) M12 China
	9-99110-516-0			12 AB	(B) M16
2 1	---	Lock washers -- bumper			
	9-09150-512-0			08 AB	(B) Inner diameter =12
	9-09150-816-0			12 AB	(A) Inner diameter =16
1 1 3	---	Bracket -- Rear license plate			
	1-53485-065-0			01 AB	China
1 1 4	---	Bolt - License plate holder			
	0-28680-825-0			02 AB	M8X25 With convex edge
1 1 7	---	Nut - Bracket			
	0-91150-108-0			02 AB	M8 With convex edge

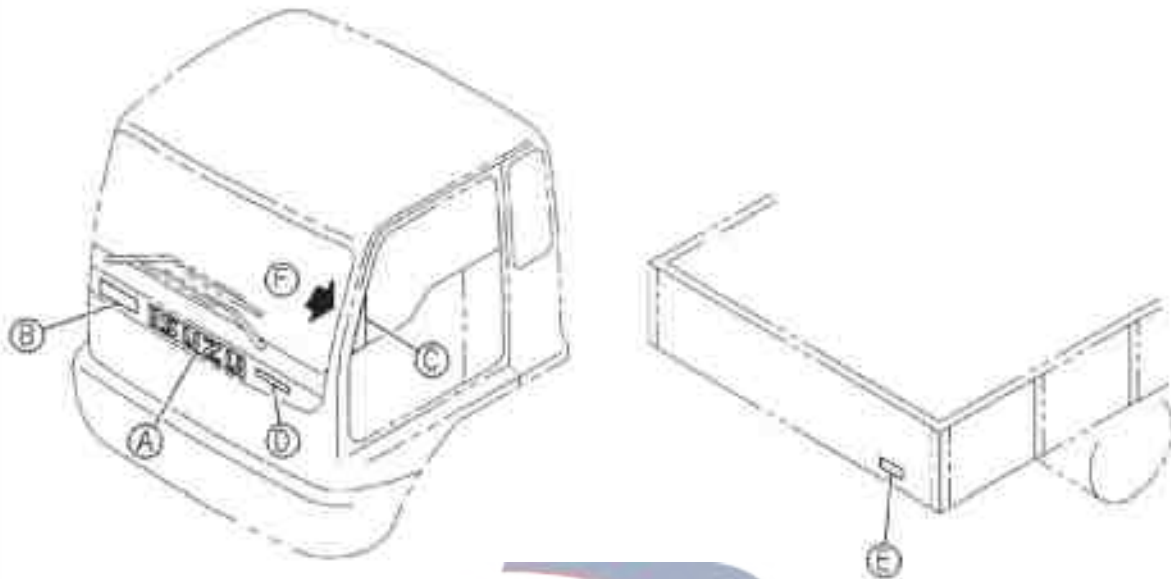
					Rear bumper	6-90
					Figure No.	
SN	Recommended specifications / part name					
	Isuzu Figure No.	QingLing Figure No.	Let/Right	Quantity	Model used /Apply to/Precautions	
					A	B
					Short-wheel base chassis	
					Long -wheel base chassis	
1 3 3	--- Rear tow hook					
	1-57181-027-1			01	AB	China
1 3 4	--- Bolt -Rear tow hook					
	0-10811-670-0			01	AB	(A) M16X70
	0-20801-650-0			01	AB	(B) M16X50
1 3 5	--- Lock washers - rear tow hook					
	9-09150-516-0			02	AB	D=16
1 3 6	--- Nut -Rear tow hook					
	9-99110-416-0			02	AB	M16 China
2 9 0	--- Rear end cover					
	1-71290-040-0			02	AB	
2 9 1	--- Rivets -- End caps					
	1-71290-041-0			06	AB	






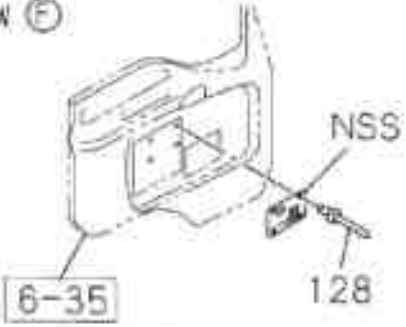
POWERSTAR


7-01

Trademarks and nameplates

Figure No.



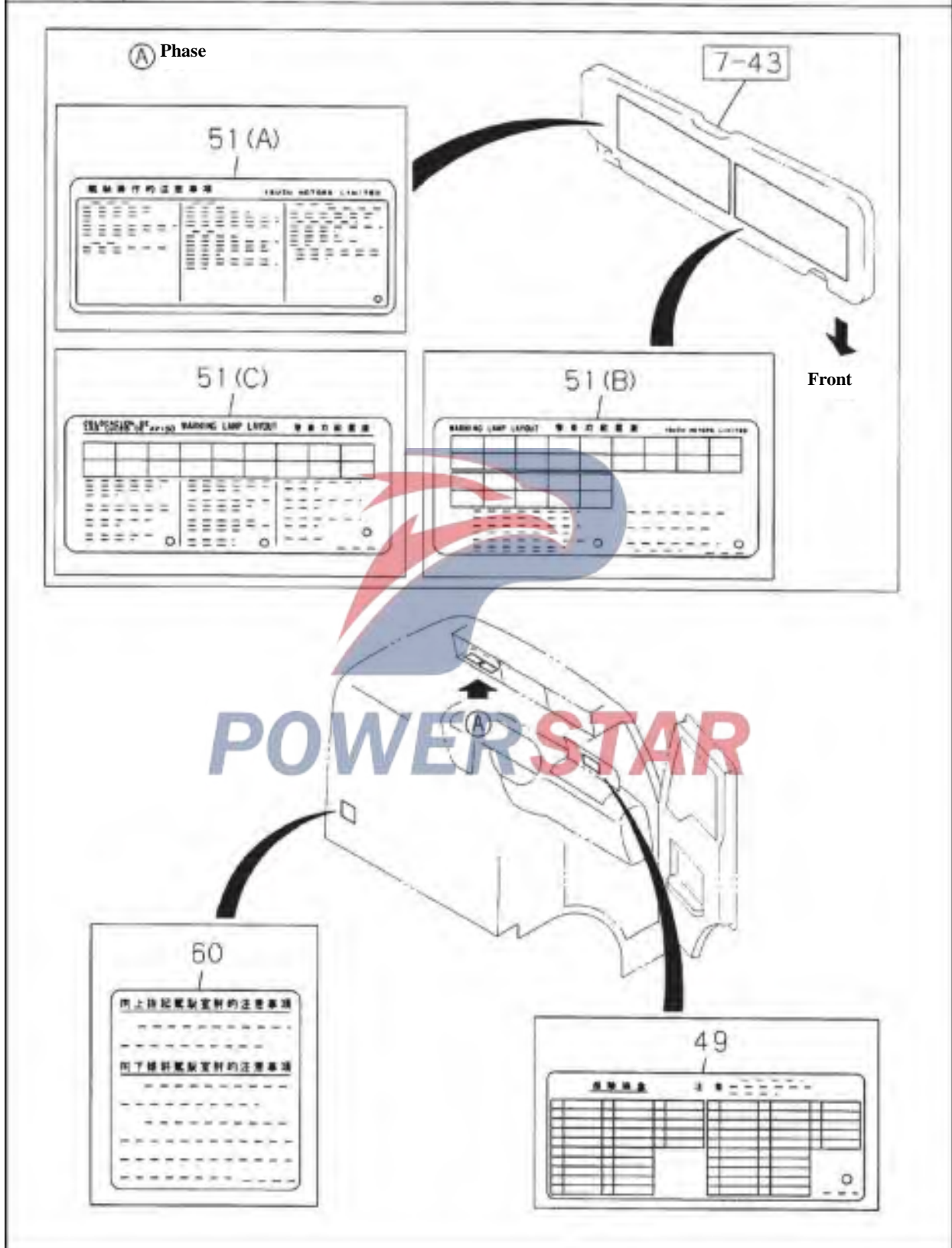
<p>Ⓐ</p>	<p>4 (A)</p> 	<p>Ⓓ</p>	<p>245</p> 
<p>Ⓑ</p>	<p>4 (B)</p> 	<p>Ⓔ</p>	<p>110</p> 
<p>Ⓒ</p>	<p>137</p> 	<p>VIEW Ⓔ</p> 	

Trademarks and nameplates					7-01
					Figure No.
SN	Recommended specifications / part name				
	Isuzu Figure No.	QingLing Figure No.	Left/Right	Quantity	Model used /Apply to/Precautions
					A Short-wheel base chassis B Long -wheel base chassis
4	Trademarks -- Radiator grille				
	1-76210-668-2		01	AB	(A)
	1-76218-106-0		01	AB	(B)
1 1 0	"ISUZU" trademark -- compartment				
		3903120-10	01	AB	
1 2 8	Rivets -- Nameplate				
	5-09734-001-0		04	AB	
1 3 7	Signage -- Doors				
	1-74998-049-3		01	AB	
	1-74998-048-3		01	AB	
2 4 5	Signage -- Models				
	1-76218-111-0		01	AB	

7-10

Warning sign and Description card

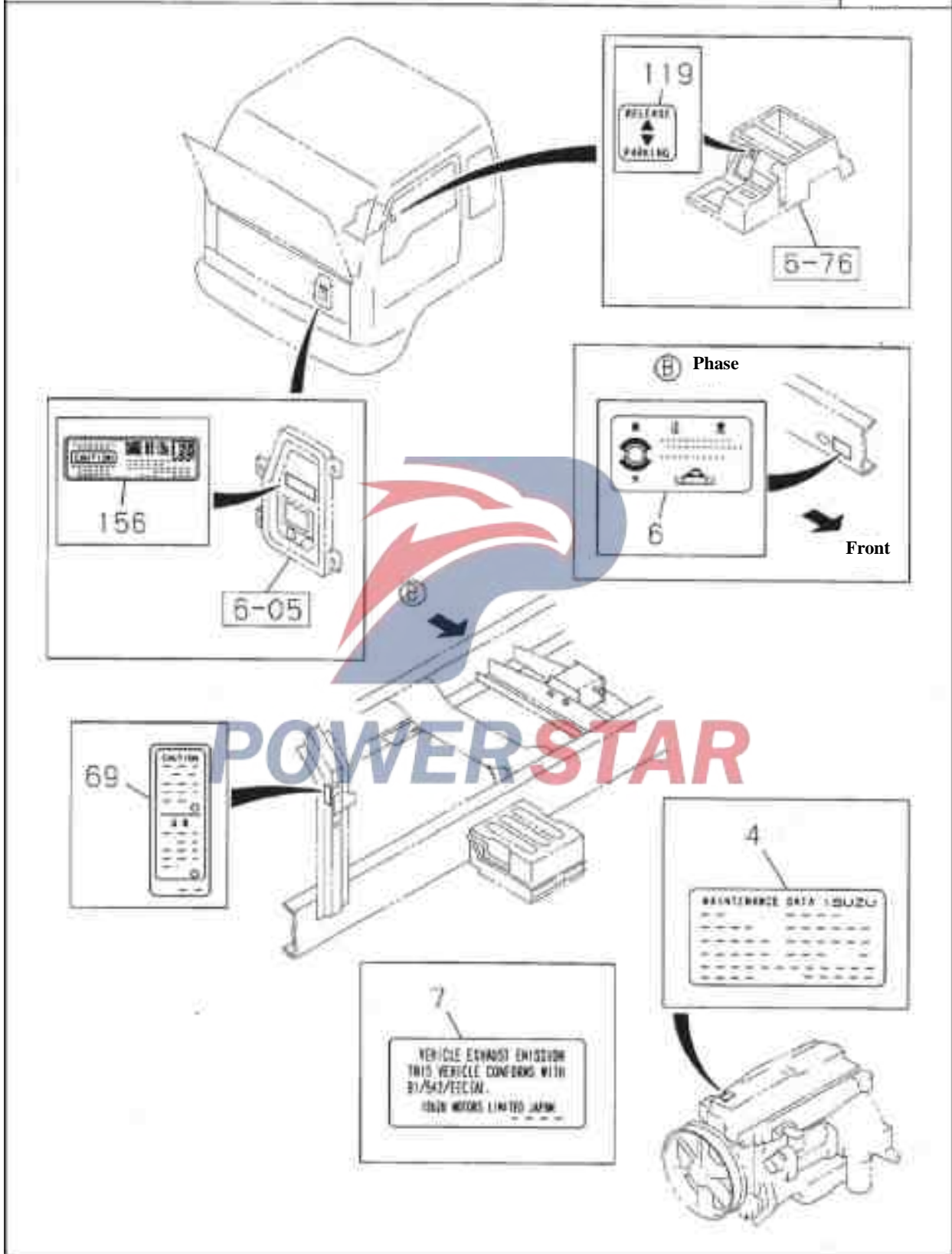
Figure No.



Warning sign and Description card

7-10

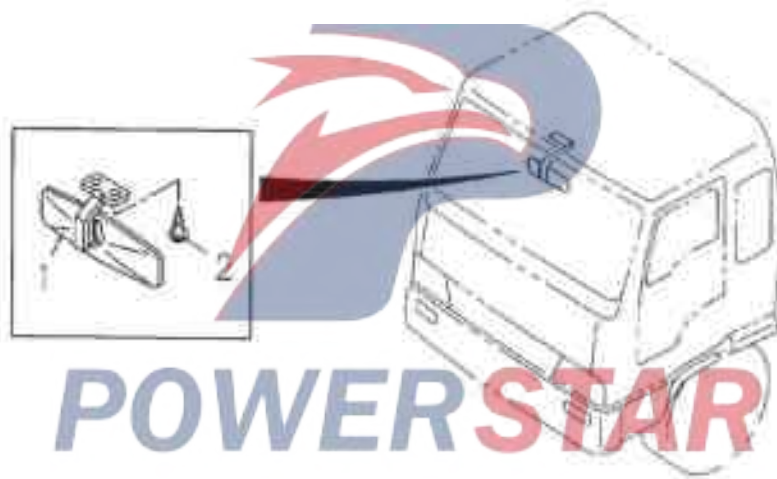
Figure No.



7-10		Warning sign and Description card				
Figure No.						
SN	Recommended specifications / part name					
	Isuzu Figure No.	QingLing Figure No.	Let/Right	Quantity	Model used /Apply to/Precautions	
					A Short-wheel base chassis B Long -wheel base chassis	
4	Description card -- Engine maintenance					
	B-97600-783-0			01 AB	6HK1 Euro II Emission System	
	B-97600-807-0			01 AB	6HK1 Non-Euro II Emission System	
	B-97601-793-0			01 AB	6HK1 Euro II Emission System	
	B-97601-024-0			01 AB	6HK1 Non-Euro II Emission System	
6	Warning sign -- spare tire					
	1-85883-113-0			01 AB		
7	Description card -- emission					
	B-94391-410-0			01 AB	Heater and defroster and manual air conditioning Non-Euro II Emission System	
4 9	Warning sign -- Fuse box					
	1-85878-341-0			01 AB		
5 1	Warning sign					
	1-85880-708-1			01 AB	(A)	
	1-85888-559-2			01 AB	6HK1 Non-Euro II Emission System	
				01 AB	6HK1 Non-Euro II Emission System	
					(C)	
	1-85878-325-0			01 AB	6HK1 Euro II Emission System	
					(B)	
6 0	Warning sign -- Cab flip					
	1-85883-171-0			01 AB		
6 9	Warning sign -- Starter switch					
	1-85887-536-0			01 AB		
1 1 9	Warning sign -- Hand brake lever					
	1-85881-759-0			01 AB		
1 5 6	Warning sign -- Air conditioning switch					
	B-97065-990-0			01 AB		

Rearview mirror and mirror bracket
Interior rearview mirror

7-20
Figure No.

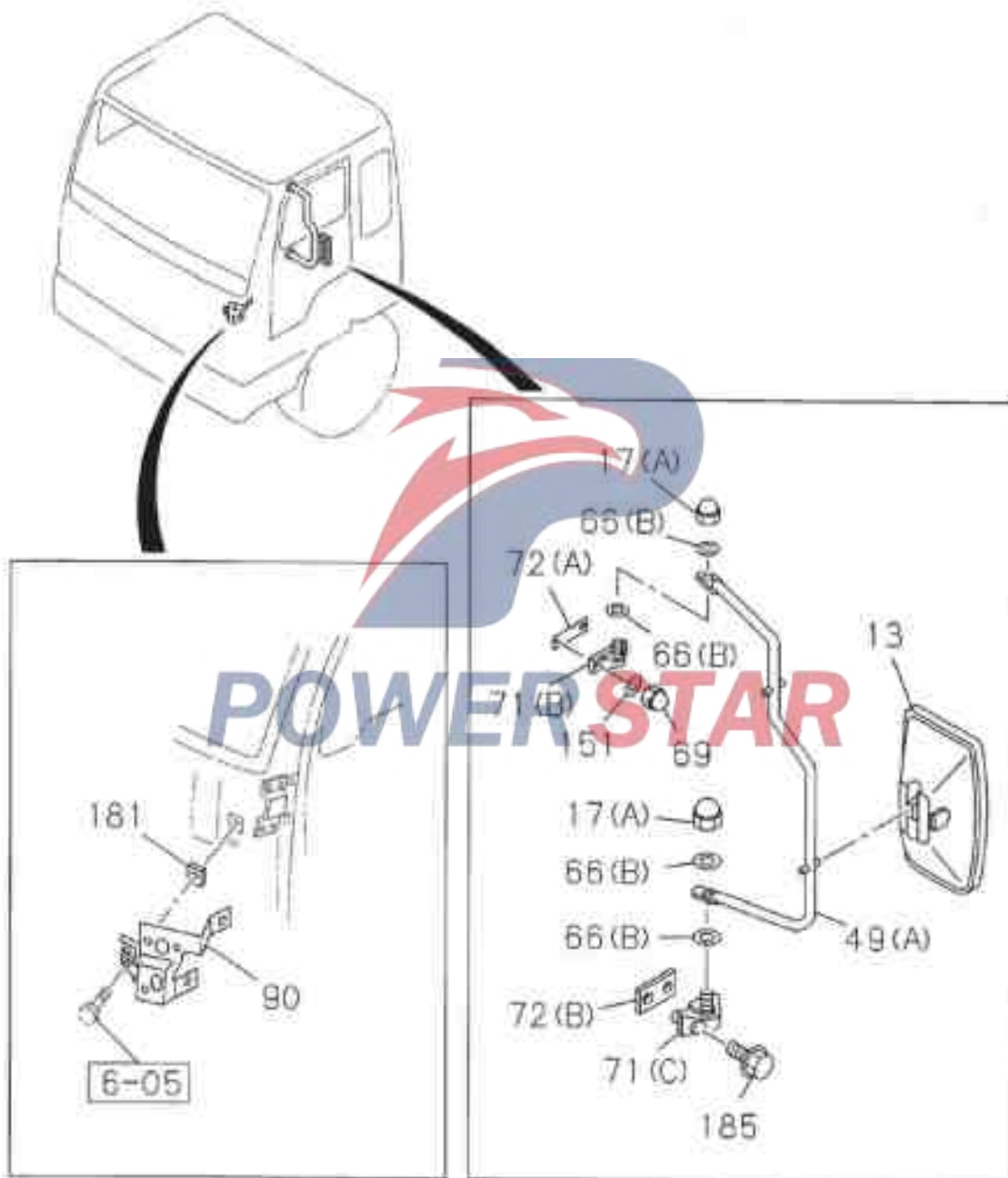


7-20

Rearview mirror and mirror bracket

Figure No.

Left

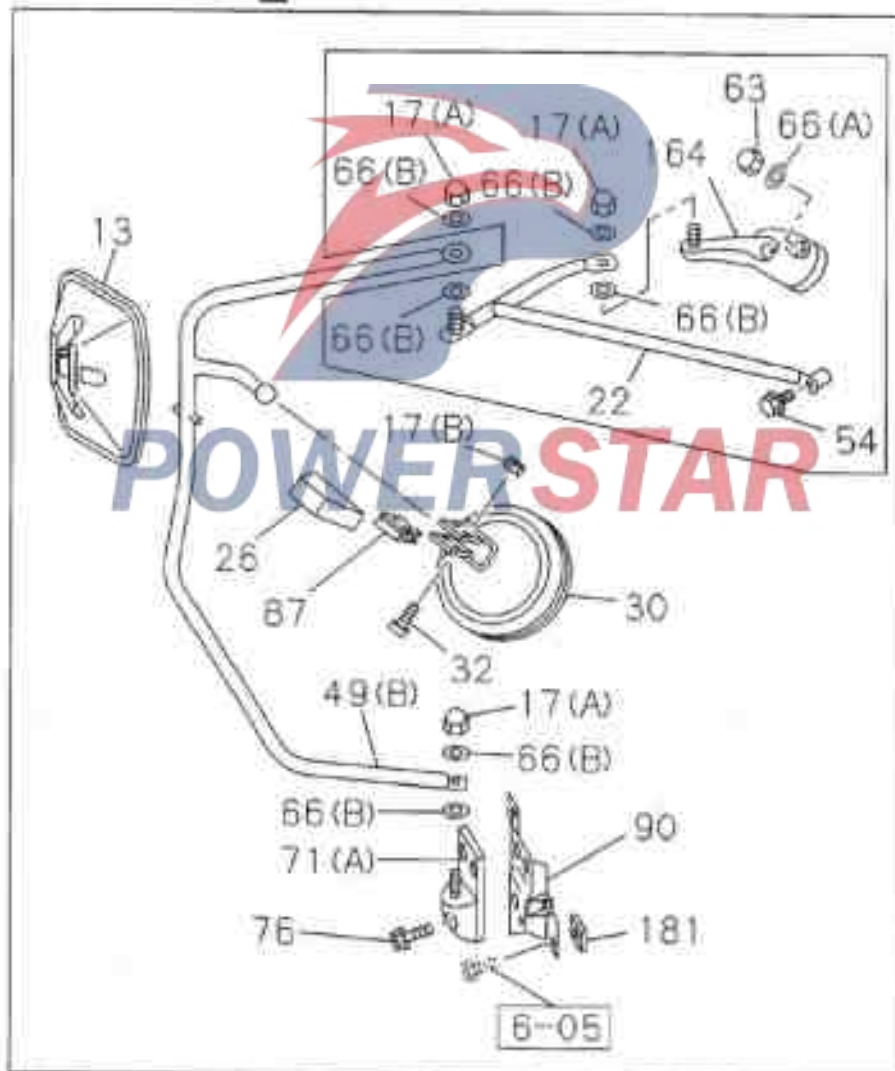
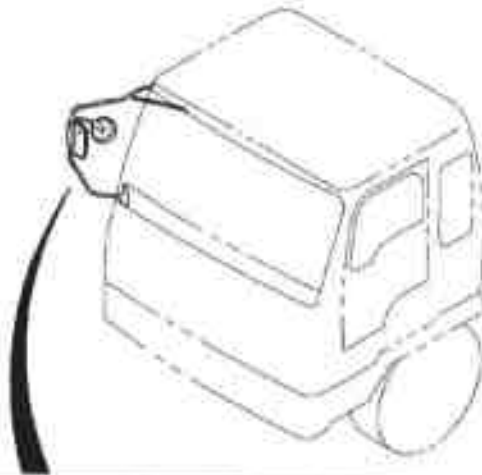


Rearview mirror and mirror bracket

7-20

Right

Figure No.



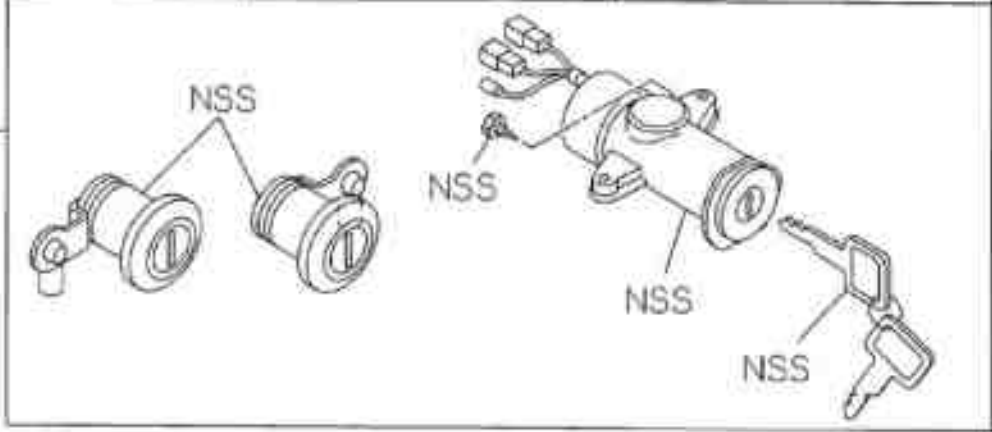
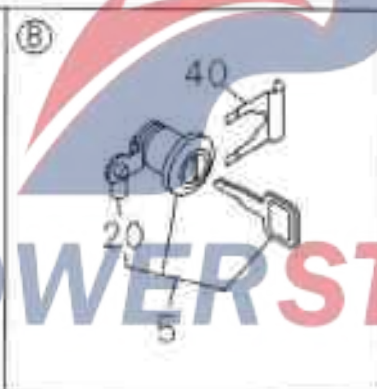
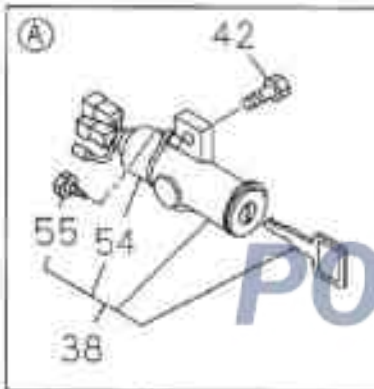
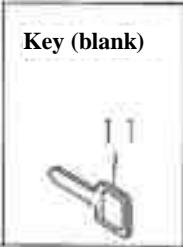
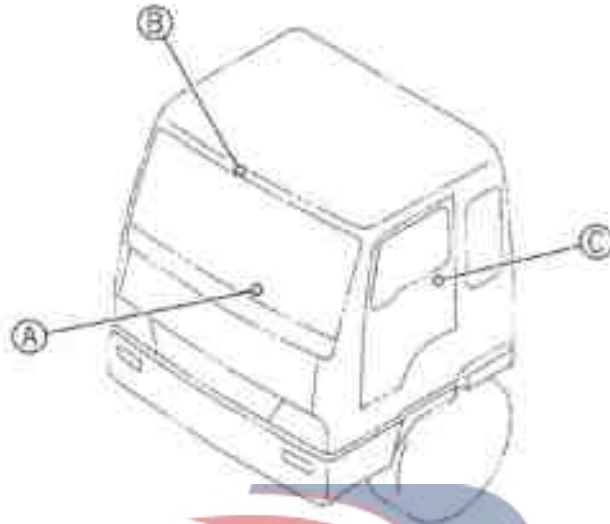
7-20		Rearview mirror and mirror bracket			
Figure No.		Recommended specifications / part name			
SN	Isuzu Figure No.	QingLing Figure No.	Left/Right	Quantity	Model used /Apply to/Precautions
					A Short-wheel base chassis B Long -wheel base chassis
1	---	Interior rearview mirror			
	1-73118-026-0	8201010-113	01	AB	China
2	---	Screw -- Rearview mirror and vehicle body			
	1-09981-310-0		02	AB	#6X20
1 3	- B -	Exterior mirror assembly			
	8-97865-547-1		02	AB	China
1 7	---	Cover nut - mirror bracket			
	1-09984-163-0		05	AB	(A) #10 China
	1-09984-124-0		02	AB	(B) #5 China
2 2	---	Bracket – External rearview mirror			
	1-71798-582-3		01	AB	China
2 6	---	Cover -- Exterior Mirror			
	1-71737-649-1		01	AB	Black China
3 0	- B -	Down view mirror			
	1-71798-591-0		01	AB	China
3 2	---	Screw –External mirror			
	1-71737-797-0		02	AB	M5X40 With flat washer China
4 9	---	Bracket – down view mirror			
	1-71798-584-2		01	AB	(A) China
	1-71798-790-0		01	AB	(B) China

Rearview mirror and mirror bracket						7-20
						Figure No.
SN	Recommended specifications / part name					
	Isuzu Figure No.	QingLing Figure No.	Let/Right	Quantity	Model used /Apply to/Precautions	
					A Short-wheel base chassis B Long-wheel base chassis	
5 4	Bolt –Bracket					
	8-94279-215-0		Right	02 AB	M6X40 With lock washer	
6 3	Screw nut–Bracket					
	1-09984-187-0		Right	02 AB	M6 China	
6 6	Flat Washers					
	1-09985-184-0			10 AB	(B) Inner diameter =10.5 Outer diameter =26 Thickness =2.6 China	
	1-09985-191-0		Right	02 AB	(A) Inner diameter = 8.4 Outer diameter = 6.0 Thickness = 1.6 China	
6 9	Cover nut					
	1-09984-187-0			02 AB	M6	
7 1	Bracket – External rearview mirror					
	1-71798-484-1			01 AB	(B) China	
	1-71798-486-2			01 AB	(C) China	
	1-71798-580-3		Right	01 AB	(A) China	
7 2	Liner					
	1-71798-487-3			01 AB	(A) China	
	1-71798-488-1			01 AB	(B) China	
7 6	Bolt – Bracket base					
	8-94279-183-0			03 AB	M6X30 With lock washer China	

7-20		Rearview mirror and mirror bracket				
Figure No.						
SN	Recommended specifications / part name					
	Isuzu Figure No.	QingLing Figure No.	Let/Right	Quantity	Model used /Apply to/Precautions	
					A Short-wheel base chassis B Long-wheel base chassis	
8 7	Pad plate					
	1-71737-646-2		Right	01 AB	China	
9 0	Bracket – External rearview mirror bracket					
	1-71798-829-0		Left	01 AB		
	1-71798-828-0		Right	01 AB		
1 5 1	Flat Washers -- Exterior Mirrors					
	1-09985-191-0			02 AB	Inner diameter = 8.4 Outer diameter = 16.0 Thickness = 1.6 China	
1 6 4	Bracket – top canopy					
	1-71798-300-5		Right	01 AB	China	
1 8 1	Sealing mat – Support					
	8-94272-533-0			02 AB	25X25 China	
1 8 5	Bolt – Bracket					
	0-28690-835-0			02 AB	M8X35 With convex edge China	
1 8 6	Rearview mirror assembly					
	1-71798-781-0	8202010-113	L	01 AB		
	1-71798-787-1	8201020-113	R	01 AB		

Lock body assembly

7-30
Figure No.



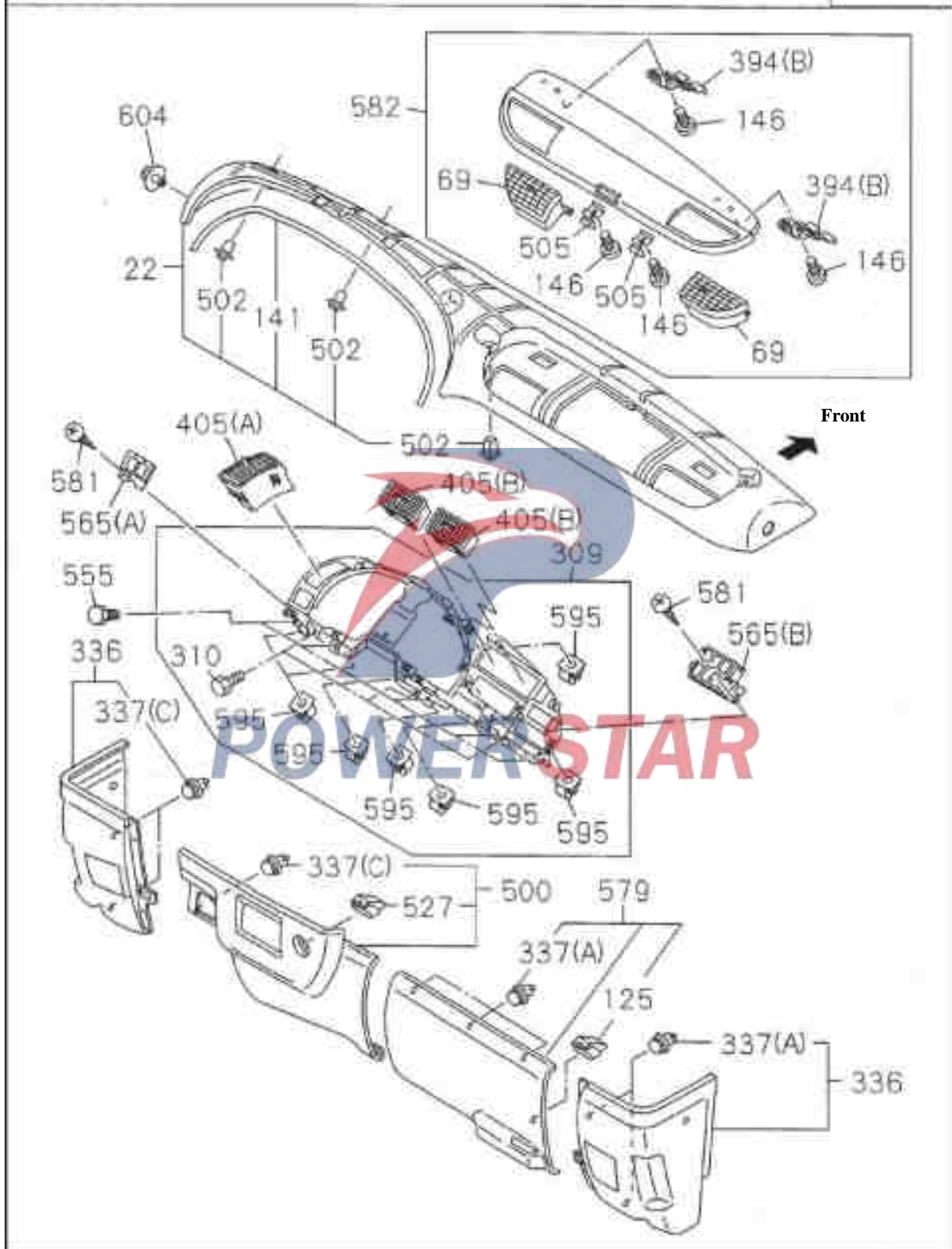
7-30		Lock body assembly			
Figure No.		Recommended specifications / part name			
SN	Isuzu Figure No.	QingLing Figure No.	Left/Right	Quantity	Model used /Apply to/Precautions
					A Short-wheel base chassis B Long -wheel base chassis
1					Vehicle lock assembly
	1-79138-199-2			01	AB
5					Door lock assembly
	1-79138-203-1		Left	01	AB
	1-79138-202-1		Right	01	AB
11					Key (blank)
	1-79137-129-1			AR	AB No gum
	1-79137-130-1			AR	AB With gum
20					Hook clasp - door lock body
	1-79138-193-0		Left	01	AB
	1-79138-192-0		Right	01	AB
38					Steering lock assembly
	1-79138-201-1			01	AB
40					Elastic clips -- Lock body
	1-79137-033-1			02	AB
42					Bolt -- Steering lock
	1-09980-621-1			02	AB
54					Switch assembly -- Steering lock body
	1-79137-050-0			01	AB
55					Screw -- Switch
	9-03910-310-0			02	AB M3X10 With lock flat washer

Dashboards and boxes

7-40

Covers and other

Figure No.

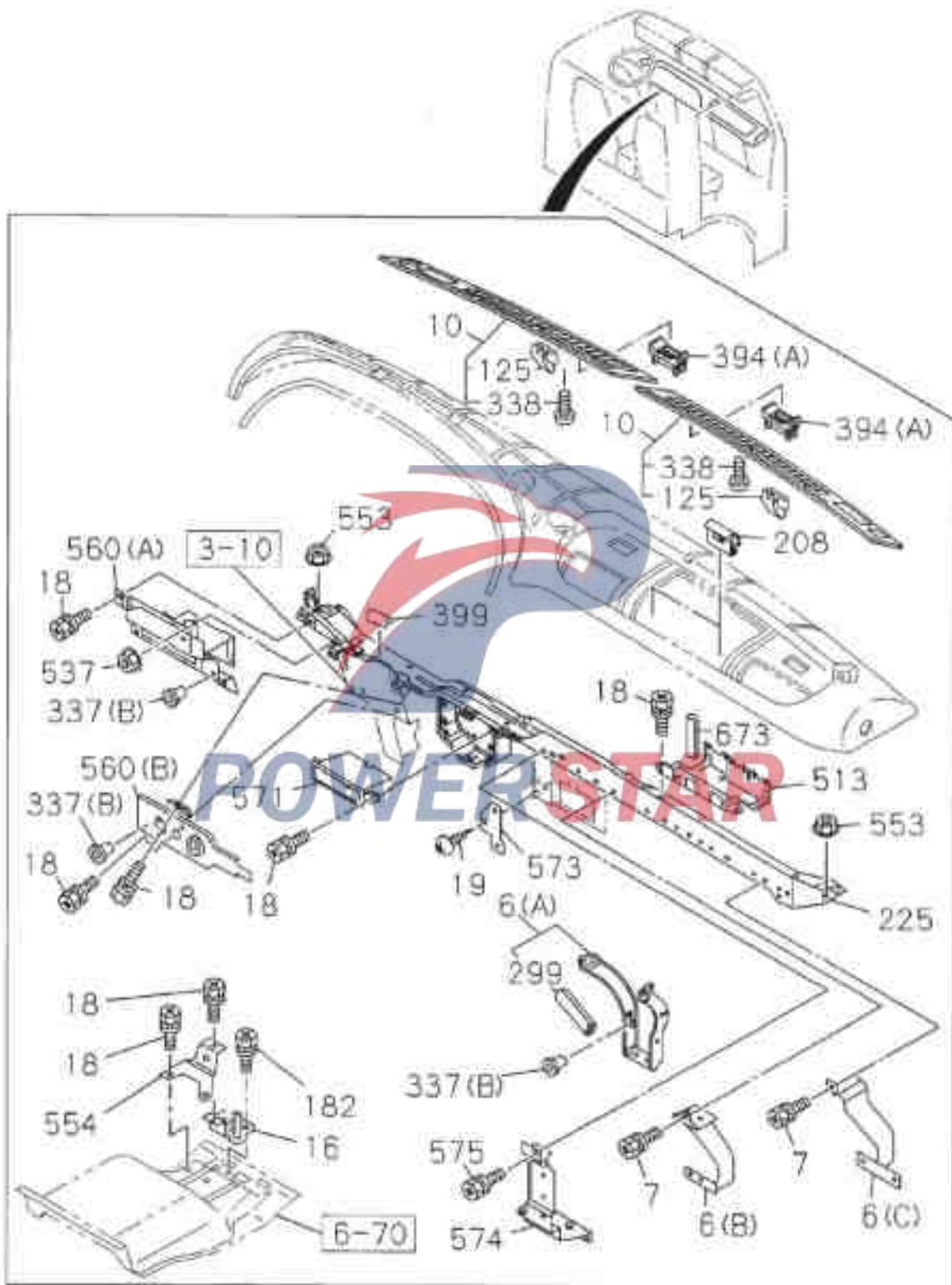


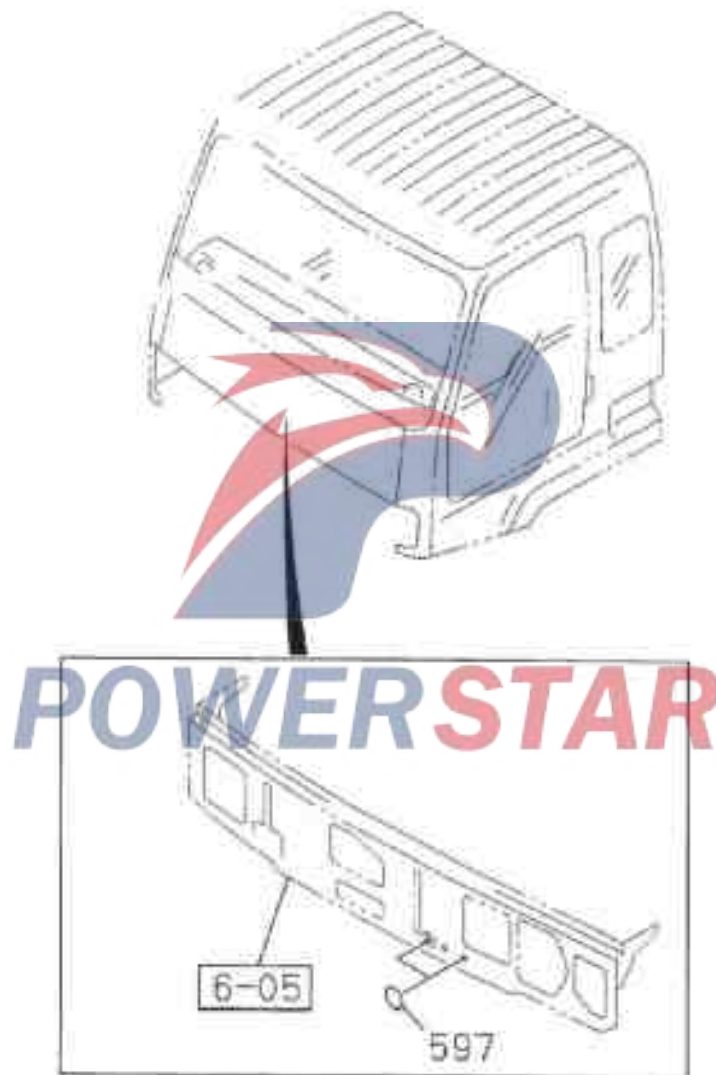
7-40

Dashboards and boxes

Figure No.

Instrument skeleton and other parts





7-40		Dashboards and boxes			
Figure No.					
SN	Recommended specifications / part name				
	Isuzu Figure No.	QingLing Figure No.	Let/Right	Quantity	Model used /Apply to/Precautions
					A Short-wheel base chassis B Long-wheel base chassis
6	Support -- dashboard				
	1-65681-035-6		01	AB	(A) China
	1-65681-061-2		01	AB	Non-heaters and defrosters and manual air conditioners
	1-65681-062-2		01	AB	(C) Non-heaters and defrosters and manual air conditioners
					(B)
7	Bolt –Dashboard bracket				
	8-94279-201-0		06	AB	M6X16 With lock flat washer China
	8-94279-201-0		05	AB	Non-heaters and defrosters and manual air conditioners
					M6X16 With lock flat washer China
10	Decorative board assembly				
	1-72437-601-3		01	AB	Heaters and defrosters and manual air conditioners China
	1-72437-600-3		01	AB	Heaters and defrosters and manual air conditioners China
	1-72438-158-1		01	AB	Non-heaters and defrosters and manual air conditioners
	1-72438-157-1		01	AB	Non-heaters and defrosters and manual air conditioners
		Left			
		Right			
		Left			
		Right			
16	Bracket – Dashboard				
	1-79738-802-1		01	AB	China
18	Bolt – Bracket				
	8-94279-201-0		09	AB	M6X16 With lock flat washer China
	8-94279-203-0		03	AB	M6X20 With lock flat washer
	8-94279-201-0		01	AB	Non-heaters and defrosters and manual air conditioners
					M6X16 With lock flat washer China

					7-40
					Figure No.
Dashboards and boxes					
SN	Recommended specifications / part name				
	Isuzu Figure No.	QingLing Figure No.	Left/Right	Quantity	Model used /Apply to/Precautions
					A Short-wheel base chassis B Long-wheel base chassis
1 9	Screws --Bracket				
	8-94279-325-0			02 AB	Heaters and defrosters and manual air conditioners M5X14 China
2 2	Dashboards assembly				
	1-72318-415-2			01 AB	
6 9	Ventilation grille - fuses and relays cover				
	1-76368-029-5		Left	01 AB	
	1-76368-028-5		Right	01 AB	
1 2 5	Fixing clip --Dashboards				
	8-97217-066-0			01 AB	
	8-97217-066-0			08 AB	
1 4 1	Protection strips -- Dashboard				
	1-72318-430-0			01 AB	
1 4 6	Self-tapping screws				
	8-94279-325-0			10 AB	M5X14 China
1 8 2	Bolt --Dashboard bracket				
	8-94279-201-0			02 AB	M6X16 With lock flat washer China
2 0 8	Fixing clip --Dashboard Side Box				
	1-72558-027-2			02 AB	
2 2 5	Instrument skeleton				
	1-65881-028-5			01 AB	China
2 9 9	Insertion strip -- dashboard center support				
	1-71996-300-0			01 AB	Length = 150 Maintenance status Length =190
3 0 9	Instrument switch board (combination meter rear)				
	1-72415-018-2			01 AB	

7-40		Dashboards and boxes				
Figure No.						
SN	Recommended specifications / part name					
	Isuzu Figure No.	QingLing Figure No.	Left/Right	Quantity	Model used /Apply to/Precautions	
					A Short-wheel base chassis B Long-wheel base chassis	
3 1 0	Bolt – Switch board					
	8-94279-201-0			05 AB	M5X16 With lock flat washer China	
3 3 6	Cover plate -- Dashboard right corner					
	1-72438-132-0		Left	01 AB	China	
	1-72438-130-1		Right	01 AB	China	
3 3 7	Fixing screws -- Cover board					
	1-72438-124-2			08 AB	(A)	
	1-72438-137-0			06 AB	(C)	
	1-72438-136-0			06 AB	(B)	
3 3 8	Screw – Cover board					
	8-94279-325-0			10 AB	Heaters and defrosters and manual air conditioners M5X14 China	
3 9 4	Fixing clip --Decorative plate and fuse box cover					
	1-72438-066-0			06 AB	(A)	
	1-72558-026-5			02 AB	(B)	
3 9 9						
	8-97865-346-0			01 AB	Non-heaters and defrosters and manual air conditioners	
4 0 5	Ventilation grille assembly - instrument					
	1-76368-062-0		Left	01 AB	(A)	
	8-94333-730-4		Right	02 AB	(B) China	
5 0 0	Central dashboard					
	1-72438-127-2	5305021-113		01 AB	China	

Dashboards and boxes

7-40

Figure No.

SN	Recommended specifications / part name			
	Isuzu Figure No.	QingLing Figure No.	Left/Right	Quantity
				Model used /Apply to/Precautions
				A Short-wheel base chassis B Long -wheel base chassis
5 0 2	---	Washer nu -- Central dashboard		
	8-94279-084-2		04	AB
5 0 5	---	Lock tab - fuse box cover		
	1-72558-024-2		02	AB
5 1 3	---	Bracket -- Relay Box		
	8-97865-168-1		01	AB
5 2 7	---	Fixing clip --Central Dashboard		
	8-97217-056-0		04	AB
5 3 7	---	Nut – Bracket		
	0-91150-106-0		01	AB
				MF With convex edge
5 5 3	---	Nut –Instrument and skeleton		
	0-91150-108-0		04	AB
				MF With convex edge
5 5 4	---	Bracket – Central dashboard		
	1-65681-039-2		01	AB
5 5 5	---	Bolt – Meter switch board		
	0-28281-025-0		07	AB
				M10X25 With convex edge
	8-94279-201-0		03	AB
				M6X16 With lock flat washer
5 6 0	---	Bracket –Instrument skeleton		
	1-65681-045-4		01	AB
		Left		(A)
	1-65681-043-2		01	AB
		Right		6HK1 Non-Euro II Emission System
				6HK1 Non-Euro II Emission System
				(B)
	1-65681-160-0		01	AB
		Right		6HK1 Euro II Emission System
				(B)

7-40		Dashboards and boxes			
Figure No.					
SN	Recommended specifications / part name				
	Isuzu Figure No.	QingLing Figure No.	Left/Right	Quantity	Model used /Apply to/Precautions
					A Short-wheel base chassis B Long -wheel base chassis
5 6 5	Decorative Cover -- Instrument Switch Board				
	1-72418-020-0		01	AB	(B)
	1-72418-021-0		01	AB	(A)
5 7 1	Storage box -- Central Dashboard				
	1-72438-151-1		01	AB	Non-FM AM stereo radio
5 7 3	Bracket --Dashboard relay box				
	1-73908-023-2		01	AB	Heaters and defrosters and manual air conditioners
	1-73908-200-0		01	AB	Non-heaters and defrosters and manual air conditioners
5 7 4	Support Board -- Relay Box				
	1-73908-058-6		01	AB	
5 7 5	Bolt -- Support plate				
	B-94279-201-0		02	AB	M6X16 With lock flat washer
5 7 9	Cover plate -- The lower right side of the dashboard				
	1-72438-128-1		01	AB	
5 8 1	Self-tapping screws				
	0-74110-620-0		02	AB	M6X20 With lock flat washer
5 8 2	Cover plate -- Fuse and Relays				
	1-72548-140-1		01	AB	
5 9 5	Nut with hook				
	1-72418-013-0		10	AB	
5 9 7	Seal hole cover -- Dashboard				
	1-76798-037-0		02	AB	Outside diameter =16 black




Dashboards and boxes

7-40

Figure No.

SN	Recommended specifications / part name				Model used /Apply to/Precautions
	Isuzu Figure No.	QingLing Figure No.	Let/Right	Quantity	
6 0 4	Fixing screws -- Dashboard and skeleton				A Short-wheel base chassis B Long -wheel base chassis
	1-09983-123-0		Q1	AB	
6 7 3	Insertion strip -- Relays box bracket				
	B-94270-377-1		Q1	AB	Length = 50



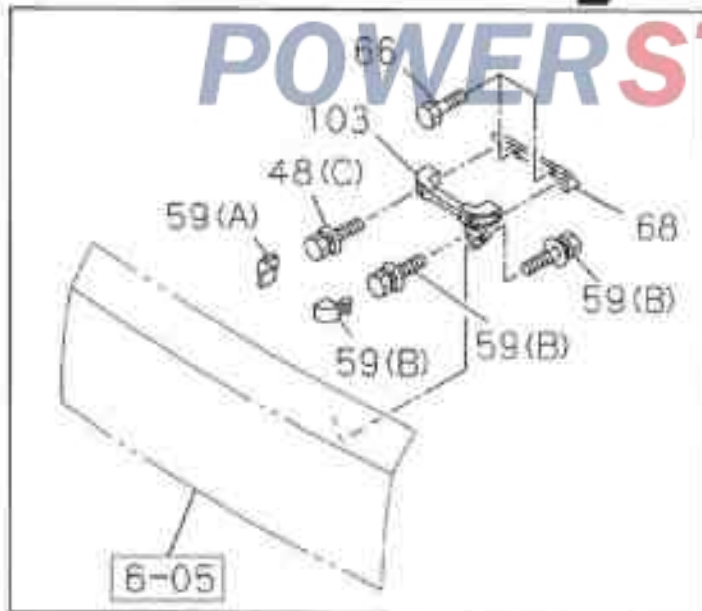
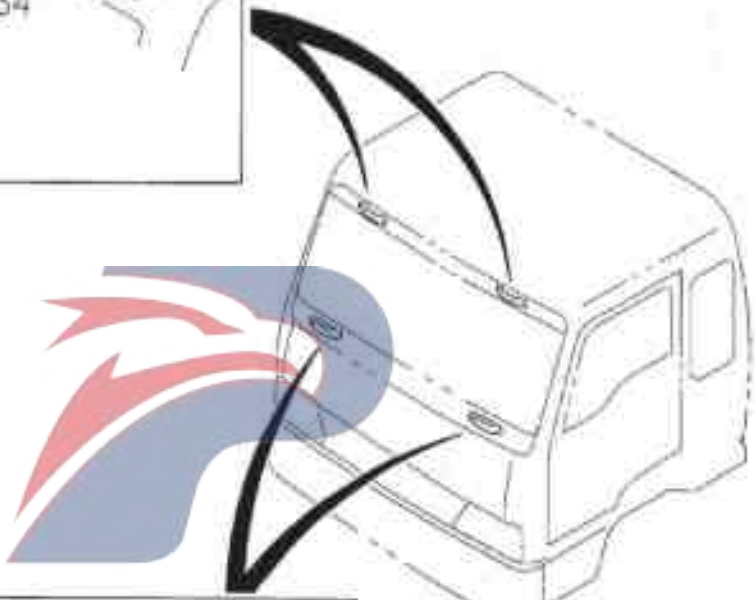
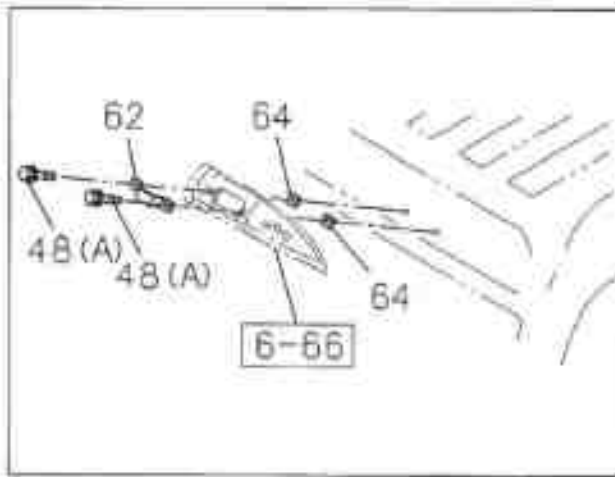
POWERSTAR

Sun visor and auxiliary handle

Auxiliary handle installation

7-43

Figure No.

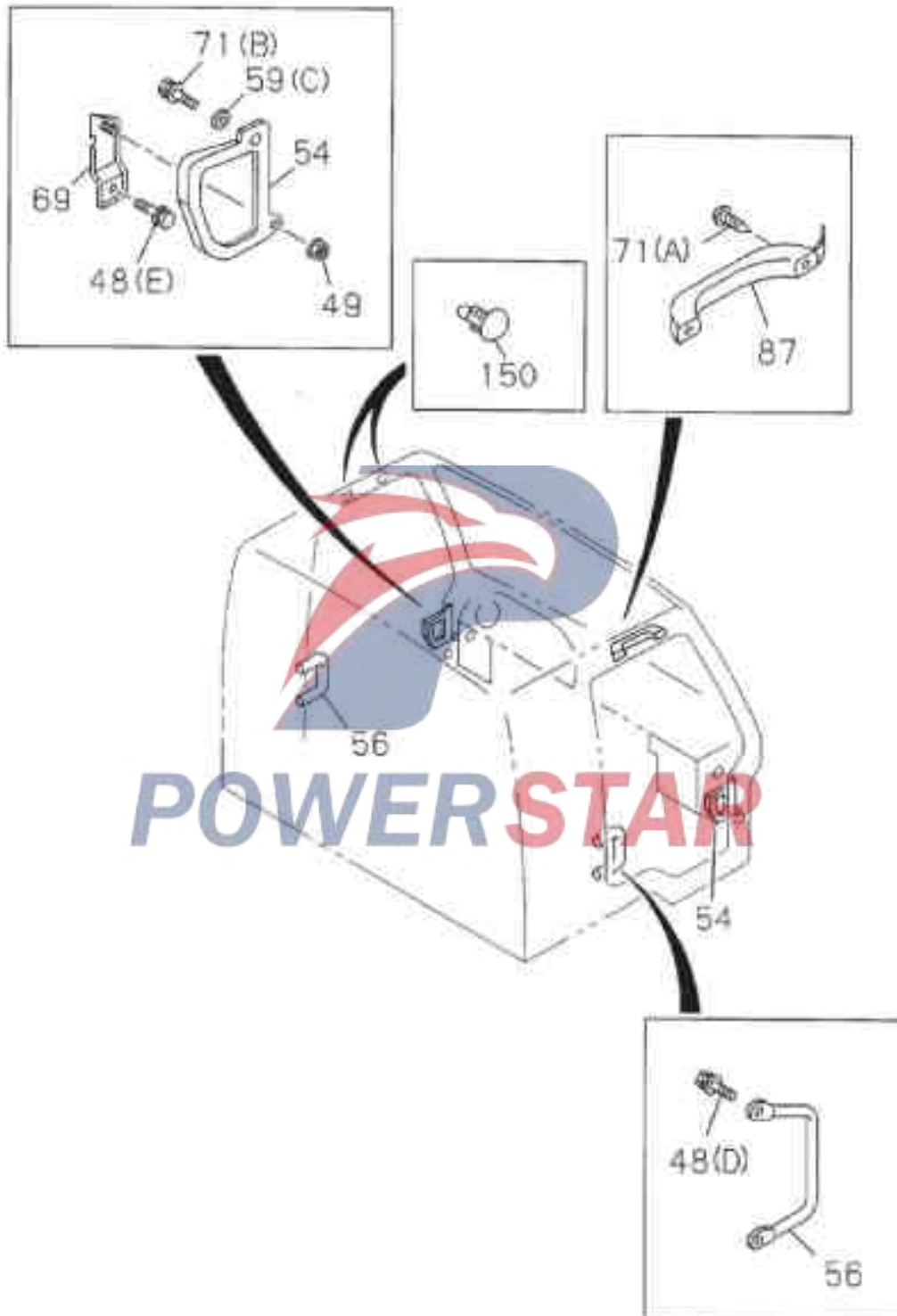


7-43

Sun visor and auxiliary handle

Figure No.

Auxiliary handle installation



Sun visor and auxiliary handle

7-43

Figure No.

SN	Recommended specifications / part name					
	Isuzu Figure No.	QingLing Figure No.	Left/Right	Quantity		Model used /Apply to/Precautions
						A Short-wheel base chassis
1	Head top cabin					
	1-73318-689-0		Left	01 AB	(A)	
	1-73318-687-0		Right	01 AB	(A)	
	1-72448-573-1			01 AB	With lock flat washer (B)	
	1-72448-568-1			01 AB	Without indoor air filter (C)	
9	Hole cover board – Head top center					
	1-72448-547-2			01 AB	With lock flat washer (A)	
	1-73996-128-1			02 AB	With lock flat washer (B) D6X17 Dark grey	
11	Cover -- Head top cabin					
	8-94270-538-0			04 AB		
12	Screw – Head top cabin					
	8-94279-404-0			12 AB	M6X20 With lock flat washer	
18	Support frame -- Head top cabin					
	1-72448-636-0			01 AB	With indoor air filter	
	8-97865-124-0			01 AB	Without indoor air filter	
19	Support frame assembly – head top					
	1-72448-324-1		Left	01 AB		
	1-72448-323-1		Right	01 AB		
23	Sun visor					
	1-73138-150-1		Left	01 AB		
	1-73138-148-1		Right	01 AB		

7-43		Sun visor and auxiliary handle			
Figure No.					
SN	Recommended specifications / part name				
	Isuzu Figure No.	QingLing Figure No.	Left/Right	Quantity	Model used /Apply to/Precautions
					A Short-wheel base chassis B Long -wheel base chassis
2 6	Hook -- Visor				
	1-73138-142-0			02 AB	
3 3	Screw – Sun visor hook				
	0-70580-416-0			02 AB	M4X16
3 4	Screw – Sun visor				
	1-09981-441-0			04 AB	M6X25
4 8	Bolt –Auxiliary handle				
	1-09980-492-0			04 AB	(B) M6X16 With self-locking washers and flat washers
	1-09980-611-0			04 AB	(D) M6X12 With self-locking washers and flat washers
	1-09980-613-1			02 AB	(A) M6X40 With self-locking washers and flat washers
	8-94279-208-0			02 AB	(E) M5X20 With self-locking washers and flat washers
	8-94279-210-0			04 AB	(C) M6X30 With self-locking washers and flat washers
4 9	Nut – Auxiliary handle				
	0-91150-106-0			02 AB	M6 Reel
5 4	Auxiliary handle -- front of cab door frame				
	1-73617-067-0		L	01 AB	
	1-73617-066-0		R	01 AB	
5 6	Auxiliary handle -- Rear of cab door frame				
	1-73617-062-5			02 AB	
5 9	Cover -- Auxiliary handle				
	1-71998-789-2			02 AB	(B) Outside
	1-71998-790-2			02 AB	(A) Inside
	1-73617-069-0			02 AB	(C)

Sun visor and auxiliary handle

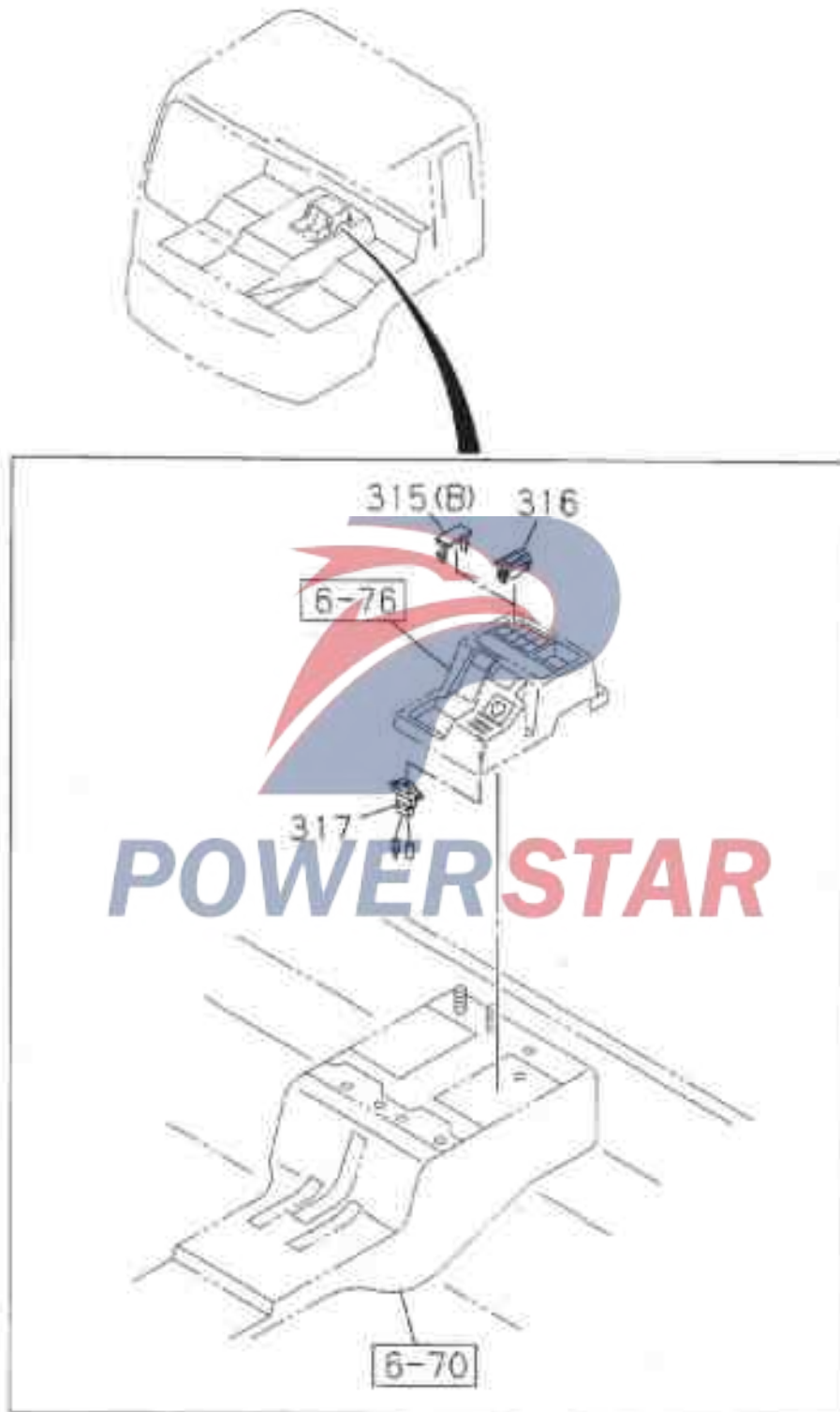
7-43

Figure No.

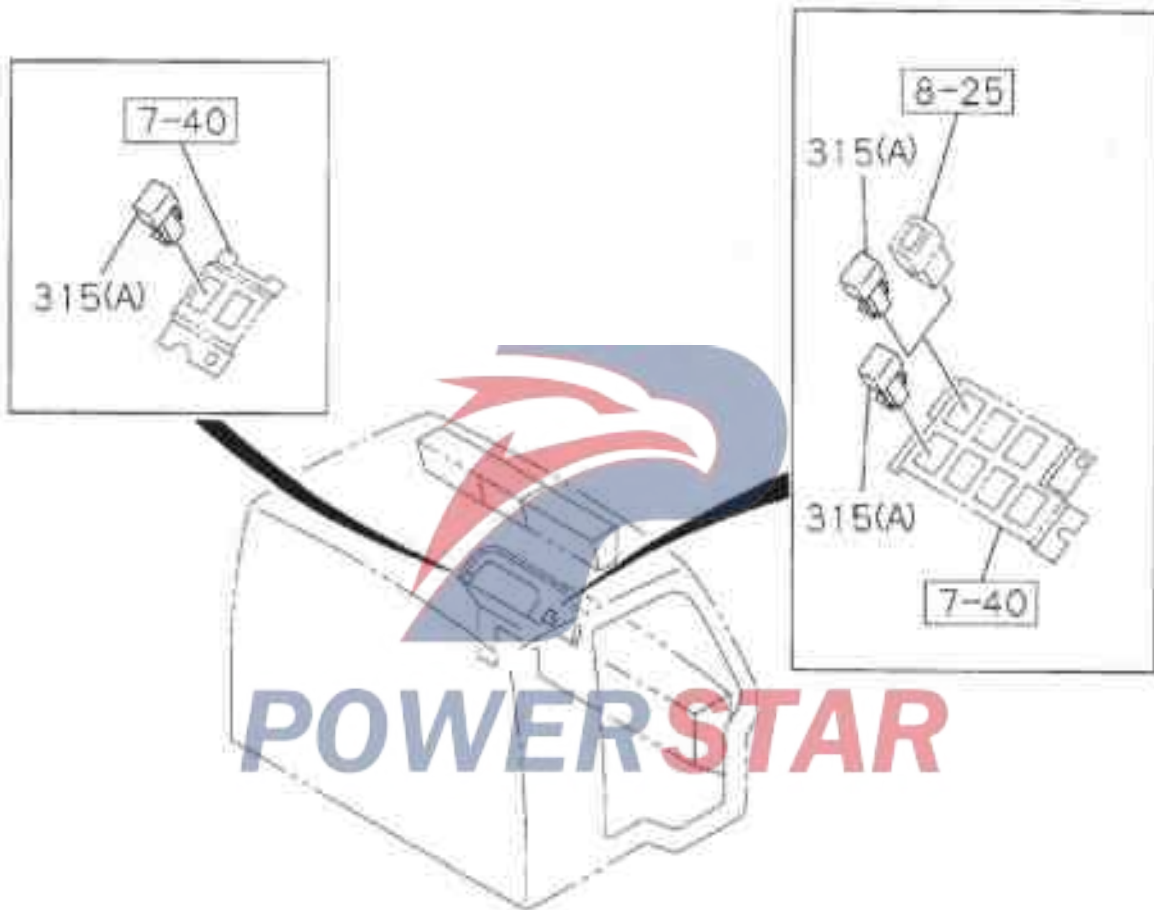
SN	Recommended specifications / part name			
	Isuzu Figure No.	QingLing Figure No.	Left/Right	Quantity
	Model used /Apply to/Precautions			
				A Short-wheel base chassis B Long -wheel base chassis
6 2	---	---	Auxiliary handle -- Upper front of cab outer	
	1-71907-492-0		01	AB
6 4	---	---	Seal mat -- Auxiliary handle	
	8-94272-533-0		04	AB 25X25
6 6	---	---	Bolt -- Auxiliary handle bracket	
	8-94279-207-0		04	AB M8X16
6 8	---	---	Bracket -- lower handle out cab	
	1-65580-203-0		02	AB
6 9	---	---	Bracket -- front handle in the cab	
	1-73618-178-2	Left Right	01	AB
	1-73618-181-1		01	AB
7 1	---	---	Screw	
	1-09981-073-0		02	AB (B) M6X20 With lock flat washer
	1-09981-422-0		02	AB (A) M6X35
	5-09981-050-0		06	AB (C) M5X14 With lock flat washer
8 7	---	---	Auxiliary handle -- upper part of cab inner	
	1-73618-170-0		01	AB
1 0 3	---	---	Auxiliary handle --front lower part of cab outer	
	1-71998-792-2	Left Right	01	AB
	1-71998-791-2		01	AB
1 3 5	---	---	Fixing screws -- Head top cabin	
	1-09987-238-0		02	AB D6X23 Dark grey
	8-94279-974-1		03	AB Outer diameter = 7.9 black

7-43		Sun visor and auxiliary handle			
Figure No.					
SN	Recommended specifications / part name				
	Isuzu Figure No.	QingLing Figure No.	Let/Right	Quantity	Model used /Apply to/Precautions
					A Short-wheel base chassis B Long -wheel base chassis
1 5 0	Fixing screws -- Auxiliary handle hole				
	1-73996-128-1		02	AB	D6X17 Dark grey
1 5 4	Bolt – Head top cabin support				
	B-94279-201-0		08	AB	M6X16 With lock flat washer
3 3 0	Cover plate -- head top				
	1-72448-360-3		02	AB	
3 3 6	Support Rod -- Head top cabin cover plate				
	1-72448-379-3		04	AB	
3 4 0	Lock – head top cabin				
	1-72448-375-0		02	AB	
3 4 1	Hinge - Head top cabin cover				
	1-72448-403-1		02	AB	





7-45	Console - Flooring
Figure No.	Switch hole cover

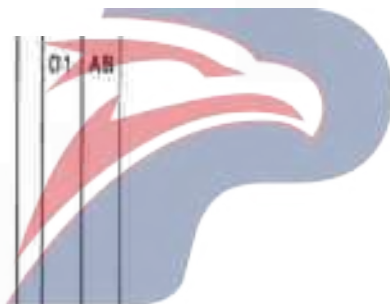


Console - Flooring

7-45

Figure No.

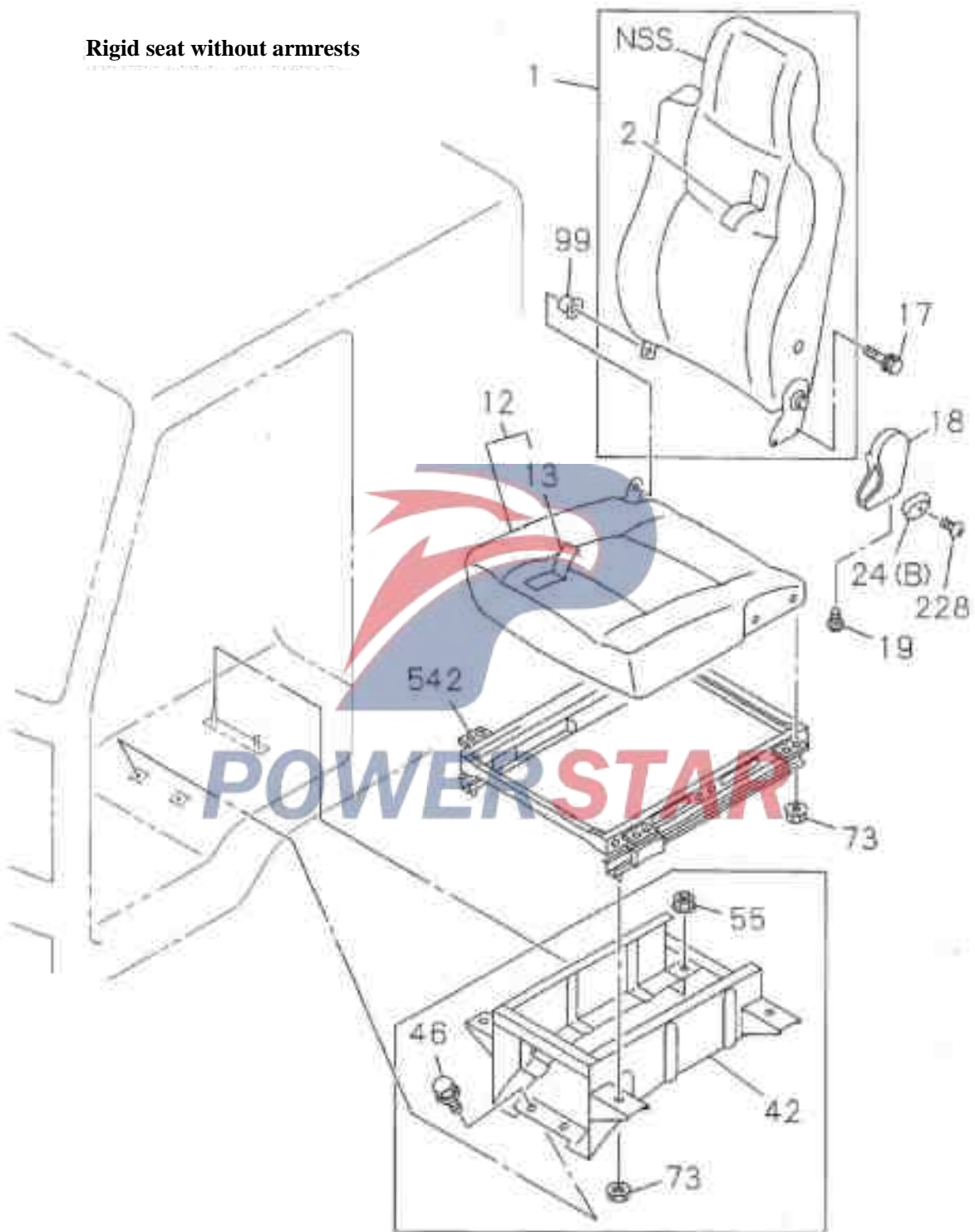
SN	Recommended specifications / part name			
	Isuzu Figure No.	QingLing Figure No.	Left/Right	Quantity
				Model used /Apply to/Precautions
				A Short-wheel base chassis
				B Long -wheel base chassis
3 1 5	Switch hole cover			
	8-97043-732-1		06 AB	(B)
	1-82359-069-2		08 AB	6HK1 Non-Euro II Emission System
			AB	6HK1 Non-Euro II Emission System
				(A)
	1-82359-069-2		07 AB	6HK1 Euro II Emission System
				(A)
3 1 6	Coin box			
	8-94482-280-2		02 AB	
3 1 7	Socket			
	1-82523-020-2		01 AB	



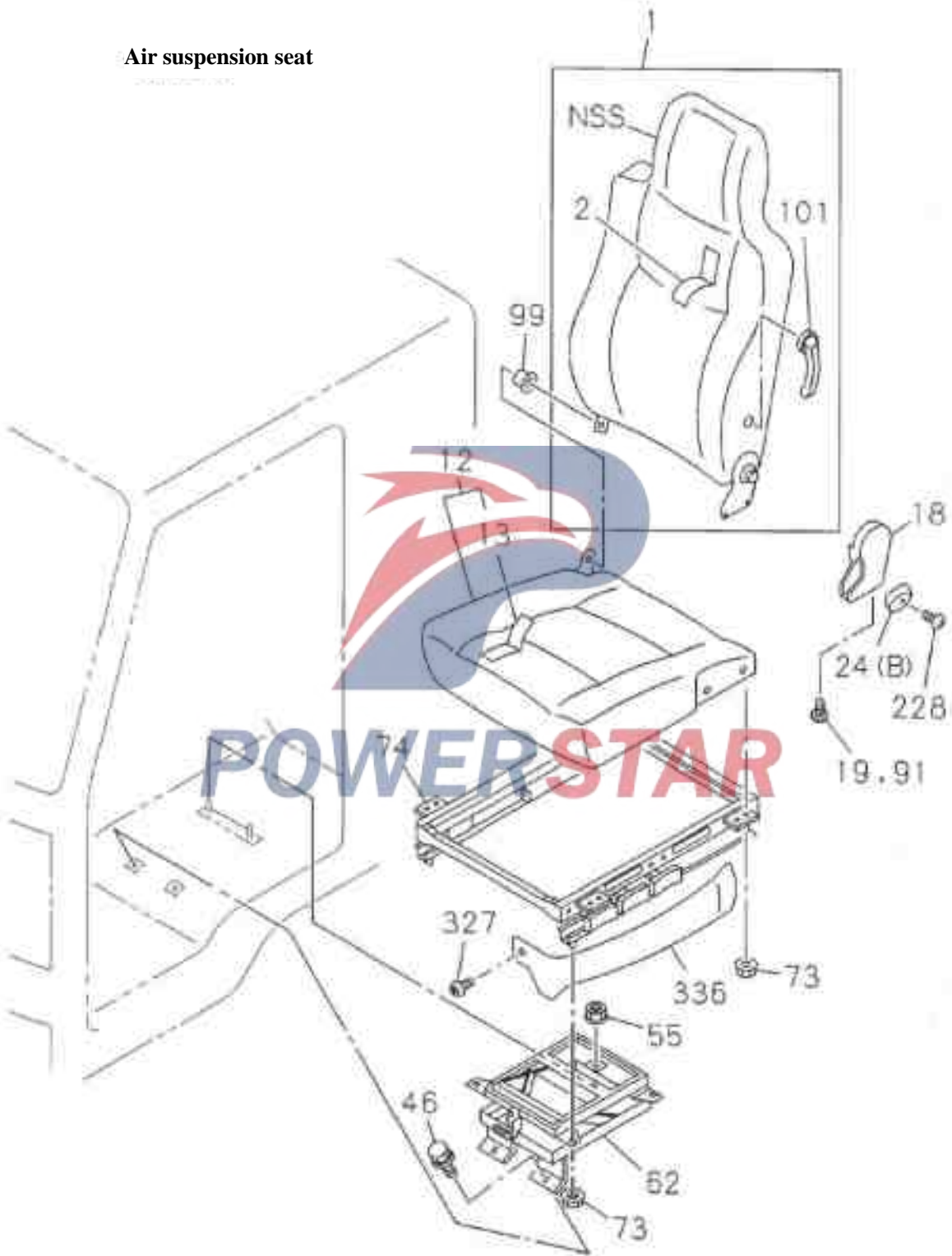
POWERSTAR

7-50	Front row seat
Figure No.	Driver's seat

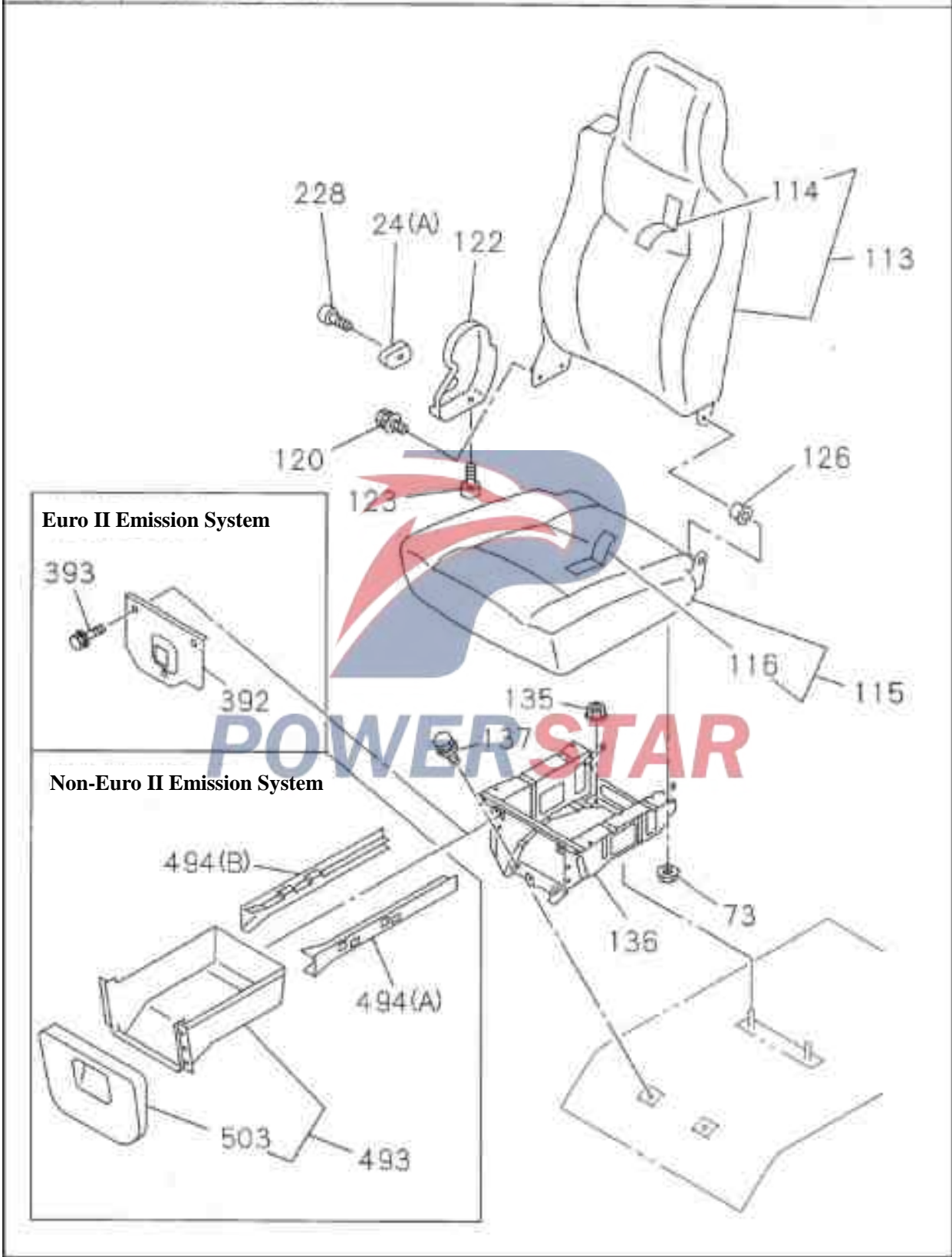
Rigid seat without armrests



Air suspension seat

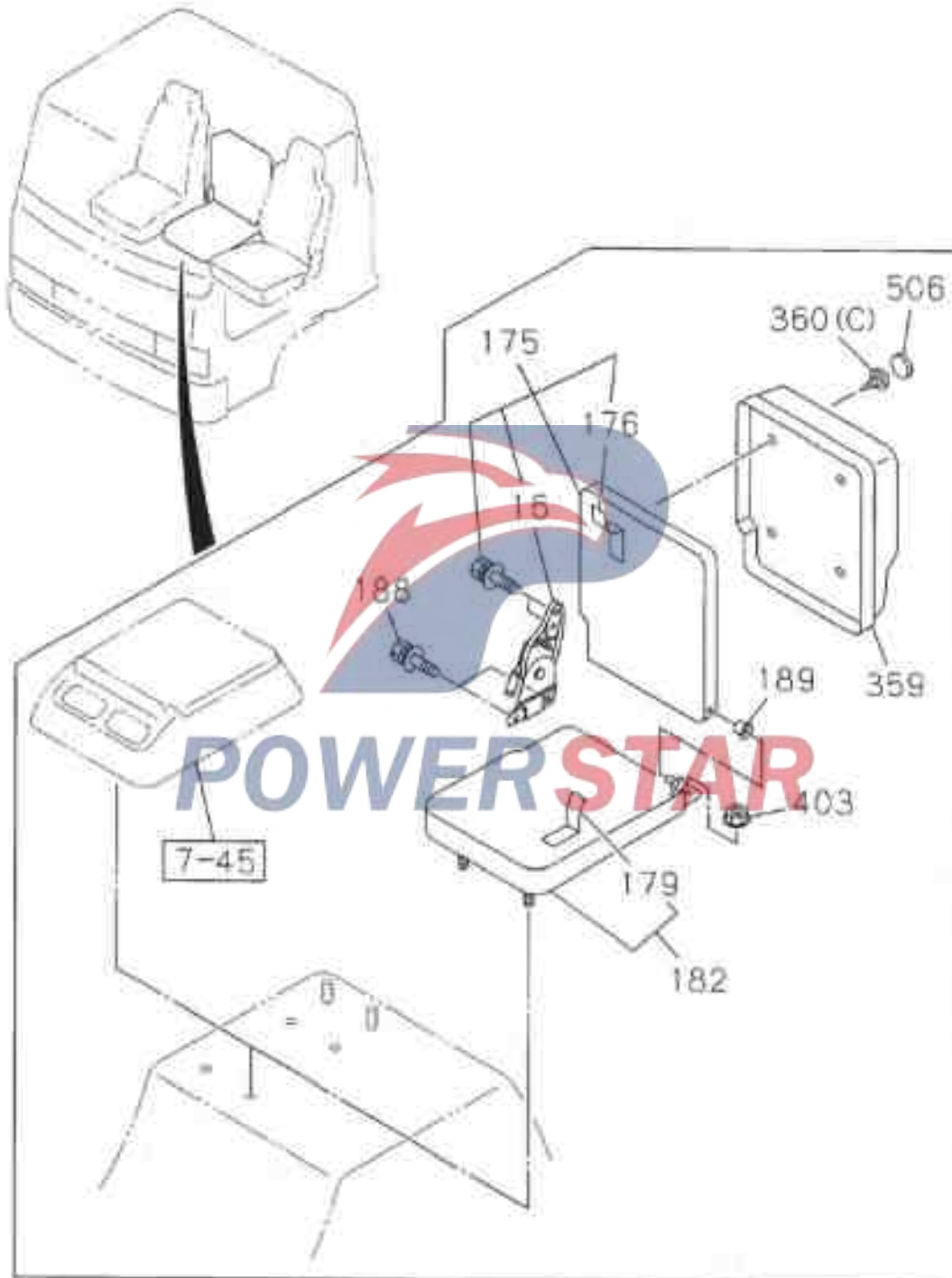


7-50	Front row seat
Figure No.	Front row occupant seat

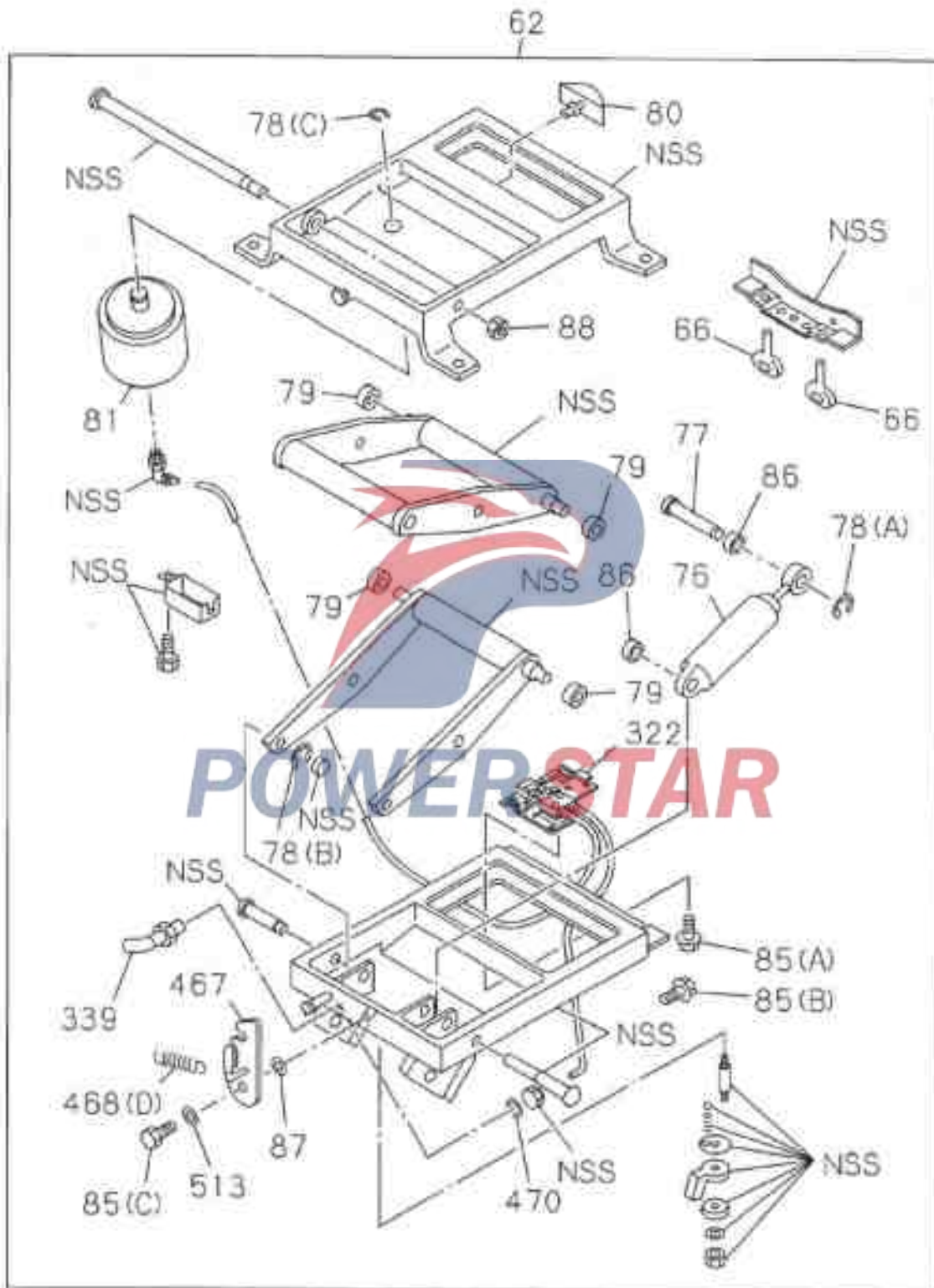


Front row seat
Middle seat

7-50
Figure No.



7-50 Front row seat
 Figure No. Air-suspended seat

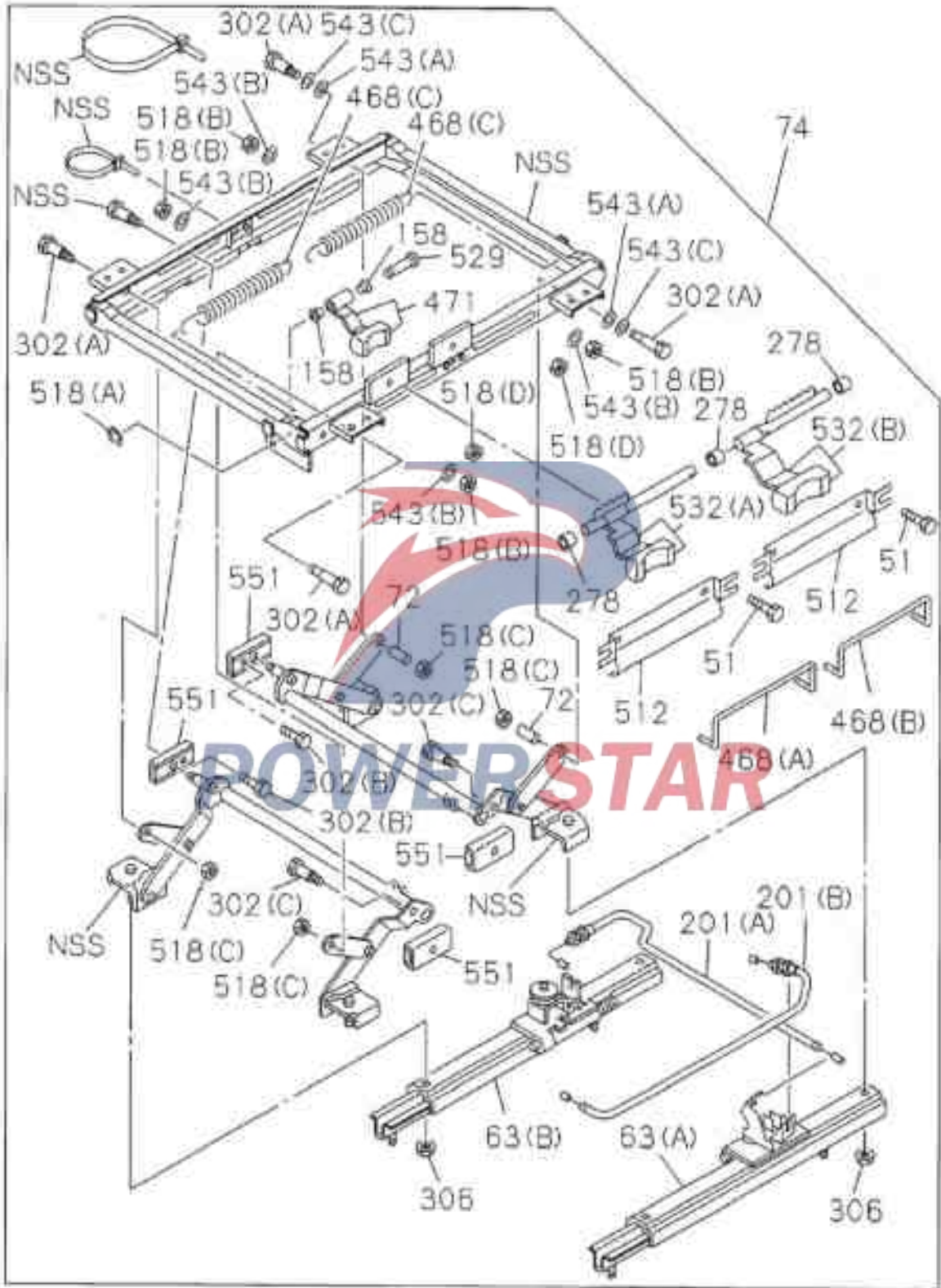


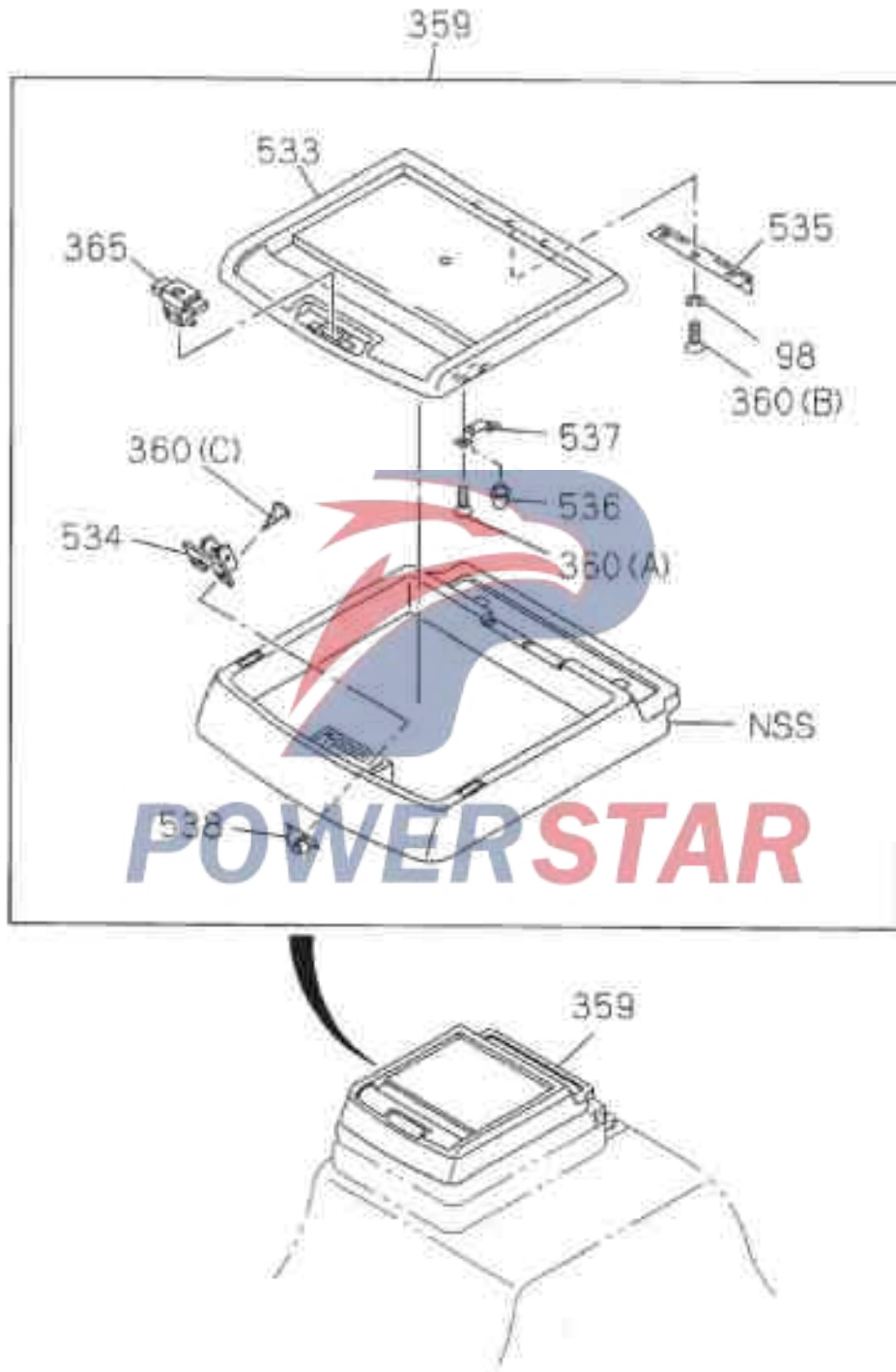
7-50

Front row seat

Figure No.

Front seat height control assembly





7-50		Front row seat			
Figure No.		Recommended specifications / part name			
SN	Isuzu Figure No.	QingLing Figure No.	L/Right	Quantity	Model used /Apply to/Precautions
					A Short-wheel base chassis
1	Seat backrest assembly				
	1-75028-717-0		01	AB	Air suspension seat
	1-75026-660-0		01	AB	Rigid seat without armrests
2	Decorative cover plate -- Front seat backrest				
	1-75116-596-0		01	AB	Air suspension seat
	1-75116-561-0		01	AB	Rigid seat without armrests
1 2	Front row seat cushion				
	1-75026-683-0		01	AB	Air suspension seat
	1-75207-148-0		01	AB	Rigid seat without armrests
1 3	Decorative cover plate -- front seat cushion				
	1-75116-551-0		01	AB	Air suspension seat
	1-75116-713-0		01	AB	Rigid seat without armrests
1 6	Backrest adjuster assembly				
	1-75418-062-0		01	AB	
1 7	Bolt – Angle adjustment				
	8-97255-906-0		02	AB	Air-suspended seat and rigid seats without armrests MBX20
1 8	Cover plate -- Backrest adjuster				
	1-75418-052-0		01	AB	Air-suspended seat and rigid seats without armrests
1 9	Screw – Cover board				
	0-74310-516-0		01	AB	Air-suspended seat and rigid seats without armrests MSX16 with flat washer

Front row seat						7-50
						Figure No.
SN	Recommended specifications / part name					
	Isuzu Figure No.	QingLing Figure No.	Let/Right	Quantity	Model used /Apply to/Precautions	
					A	B
					Short-wheel base chassis	Long -wheel base chassis
2 4	Seat backrest adjuster knob					
	1-75418-056-0			01	AB	Air-suspended seat and rigid seats without armrests (B)
	1-75418-059-0			01	AB	
4 2	Base -- driver's seat					
	1-75558-604-0			01	AB	Rigid seat without armrests
4 6	Bolt – base with the floor					
	8-94279-211-0			02	AB	M10X20
5 1	Screw – Cover board					
	1-75518-325-0			04	AB	Air suspension seat
5 5	Nut – Driver's seat base and the floor					
	1-09984-153-0			02	AB	M10
6 2	Damper assembly - Air suspension seat					
	1-75538-165-3			01	AB	Air suspension seat
6 3	Seat slide rail adjuster					
	1-75518-324-0			01	AB	Air suspension seat (A)
	1-75518-227-1			01	AB	Air-suspended seat and rigid seats without armrests (B)
	1-75518-295-1			01	AB	Rigid seat without armrests (A)
6 6	Lower limit rubber					
	1-75538-145-0			02	AB	Air suspension seat
7 2	Bushing -- Seat adjuster					
	1-75518-334-0			02	AB	Air suspension seat

7-50		Front row seat			
Figure No.					
SN	Recommended specifications / part name				
	Isuzu Figure No.	QingLing Figure No.	Let/Right	Quantity	Model used /Apply to/Precautions
					A Short-wheel base chassis B Long-wheel base chassis
7 3	Nut -Height adjustment control				
	1-75538-207-0			08 AB	Air-suspended seat and rigid seats without armrests MB With convex edge
	1-75538-207-0			04 AB	
7 4	Height adjustment control mechanism -- front seat				
	1-75518-331-0			01 AB	Air suspension seat
7 6	Shock Absorber - Air Suspension Seat				
	1-75538-139-0			01 AB	Air suspension seat
7 7	Pin - Shock Absorber				
	1-75538-138-2			01 AB	Air suspension seat
7 8	Lock ring				
	9-09185-408-0			01 AB	Air suspension seat (A) Inner diameter =8
	9-09185-410-0			02 AB	Air suspension seat (B) Inner diameter =10
	9-09185-415-0			01 AB	Air suspension seat (C) Inner diameter = 15 Outer diameter = 36
7 9	Roller - Air suspension seat				
	1-75538-159-0			04 AB	Air suspension seat
8 0	Position limiter rubber				
	1-09987-123-0			01 AB	Air suspension seat
8 1	Air spring				
	1-75538-151-1			01 AB	Air suspension seat

					Front row seat	7-50	
					Figure No.		
SN	Recommended specifications / part name						
	Isuzu Figure No.	QingLing Figure No.	Left/Right	Quantity	Model used /Apply to/Precautions		
					A	B	
				Short-wheel base chassis		Long -wheel base chassis	
8 5	Bolt – Air suspension						
	1-09980-577-0			01	AB	Air-suspended driver's seat (C)	
	1-75538-208-0			02	AB	Air-suspended driver's seat (A)	
	1-75538-209-0			03	AB	Air-suspended driver's seat (B) M8X22 With lock flat washer	
8 6	Guide bushing						
	1-09983-173-1			02	AB	Air-suspended driver's seat Outer diameter = 6.2 Light grey	
8 7	Flat Washers – Air suspension						
	9-09150-508-0			01	AB	Air-suspended driver's seat Inner diameter =8.2	
8 8	Nut – Air suspension						
	1-75537-273-1			01	AB	Air-suspended driver's seat	
9 1	Screw -- Seat adjuster cover						
	0-74310-516-0			02	AB	Air-suspended driver's seat M5X16 with flat washer	
9 8	Spring washer -- Middle seat hinge						
	9-09152-704-0			06	AB		
9 9	Bushing -- Seat bracket						
	8-97654-087-0			01	AB	Air-suspended seat and rigid seats without armrests	
1 0 1	Adjustment handle - seat back						
	5-75190-138-0			01	AB	Air-suspended driver's seat	
1 1 3	Backrest assembly –occupant seat						
	1-75026-712-0			01	AB	Textile seat with dip adjustment	
	1-75026-721-0			01	AB	Vinyl chair	

7-50		Front row seat			
Figure No.		Recommended specifications / part name			
SN	Isuzu Figure No.	QingLing Figure No.	L/Right	Quantity	Model used /Apply to/Precautions
					A Short-wheel base chassis B Long -wheel base chassis
1 1 4	---	Decorative cover plate -- occupant seat			
	1-75116-587-0			01 AB	Textile cushion with dip adjustment
	1-75116-600-0			01 AB	Vynlon cushion
1 1 5	---	Seat assembly -- occupant seat			
	1-75026-682-0			01 AB	Textile cushion with dip adjustment
	1-75026-771-0			01 AB	Vynlon cushion
1 1 6	---	Decorative cover plate -- occupant seat cushion			
	1-75116-550-0			01 AB	Textile cushion with dip adjustment
	1-75116-575-0			01 AB	Vynlon cushion
1 2 0	---	Bolt --Inclination adjuster			
	8-97255-906-0			02 AB	MBX20
1 2 2	---	Cover plate -- Tilt angle adjuster			
	1-75418-050-0			01 AB	
1 2 3	---	Screw -- Cover board			
	0-74310-515-0			01 AB	
1 2 6	---	Bushing -- Angle adjustment hinge			
	8-97854-087-0			01 AB	
1 3 5	---	Nut -- Occupant seat frame			
	1-09984-153-0			02 AB	M10
1 3 6	---	Frame - occupant seat			
	1-75558-587-0			01 AB	Euro II Emission System
	1-75558-591-0			01 AB	Non-Euro II Emission System

Front row seat

7-50

Figure No.

SN	Recommended specifications / part name			
	Isuzu Figure No.	QingLing Figure No.	Let/Right	Quantity
				Model used /Apply to/Precautions A Short-wheel base chassis B Long -wheel base chassis
1 3 7	---			Bolt – Seat frame
	8-94279-211-0		02 AB	M10X20
1 5 8	---			Bushing -- Link arm
	1-75518-209-0		02 AB	
1 7 5	---			Backrest assembly – middle occupant seat
	1-75026-850-0		01 AB	Textile seat with dip adjustment
	1-75207-253-0		01 AB	Vinyl chair
1 7 6	---			Decorative cover plate -- Middle passenger
	1-75116-646-0		01 AB	Textile seat with dip adjustment
	1-75116-641-0		01 AB	Vinyl chair
1 7 9	---			Decorative cover plate -- Middle passenger
	1-75116-635-0		01 AB	Textile seat with dip adjustment
	1-75116-629-0		01 AB	Vinyl chair
1 8 2	---			Seat assembly -- middle seat
	1-75026-837-0		01 AB	Textile seat with dip adjustment
	1-75026-831-0		01 AB	Vinyl chair
1 8 8	---			Bolt – Backrest and seat cushion
	1-75198-053-0		04 AB	
1 8 9	---			Bushing -- Middle seat back hinge
	8-97854-900-0		01 AB	
2 0 1	---			Pull cable – seat adjustment
	1-75518-288-0		01 AB	Air-suspended cab seats and rigid seats without armrests (A)

7-50		Front row seat			
Figure No.					
SN	Recommended specifications / part name				
	Isuzu Figure No.	QingLing Figure No.	L/R/Right	Quantity	Model used /Apply to/Precautions
					A Short-wheel base chassis B Long -wheel base chassis
2 0 1	---				Pull cable – seat adjustment
	1-75518-259-1			01 AB	
2 2 8	---				Screw – Adjusting button
	8-97042-273-0			01 AB	M4X6
2 7 8	---				Sleeve ring -- Driver's seat
	1-75518-244-0			03 AB	Air-suspended driver's seat
3 0 2	---				Bolt – Height control adjuster
	1-75518-266-1			02 AB	Air-suspended driver's seat (C)
	1-75518-270-0			04 AB	Air-suspended driver's seat (A)
	1-75518-336-0			02 AB	Air-suspended driver's seat (B)
3 0 8	---				Nut – Seat adjuster
	1-75538-207-0			08 AB	Air-suspended driver's seat M5 With convex edge
	1-75538-207-0			04 AB	Rigid seat without armrests M5 With convex edge
3 2 2	---				Air Valve - Air Spring
	1-75538-187-2			01 AB	Air-suspended driver's seat
3 2 7	---				Fixing screws -- Driver's seat side cover board
	1-09987-249-0			01 AB	Air-suspended driver's seat
3 3 6	---				Side cover -- Driver's seat
	1-75518-194-2			01 AB	Air-suspended driver's seat

Front row seat						7-50
						Figure No.
Recommended specifications / part name						
SN	Isuzu Figure No.	QingLing Figure No.	Left/Right	Quantity	Model used /Apply to/Precautions	
					A	B
					A Short-wheel base chassis B Long-wheel base chassis	
3 3 9	Two-way connector - driver's seat					
	1-75538-131-1			01	AB	Air-suspended driver's seat
3 5 9	Storage box -- Middle seat					
	1-72538-157-2			01	AB	
3 6 0	Screw – Storage box					
	0-70080-310-0			04	AB	(A) M3X10
	0-70080-416-0			05	AB	(B) M4X16
	0-74310-516-0			06	AB	(C) M5X16 with flat washer
3 6 5	Lock assembly – seat					
	1-72538-180-0			01	AB	
3 9 2	Cover plate -- occupant seat frame					
	1-75558-535-3			01	AB	Euro II Emission System
3 9 3	Bolt – Cover board					
	8-94279-201-0			03	AB	Euro II Emission System M5X16 Flat washer with self-locking
4 0 3	Nut – Middle seat					
	8-94279-518-0			04	AB	M8
4 6 7	Lock rod – driver's seat					
	1-75538-134-0			01	AB	Air-suspended driver's seat
4 6 8	Return spring					
	1-75518-206-0			01	AB	Air-suspended driver's seat (A)
	1-75518-207-0			01	AB	Air-suspended driver's seat (B)

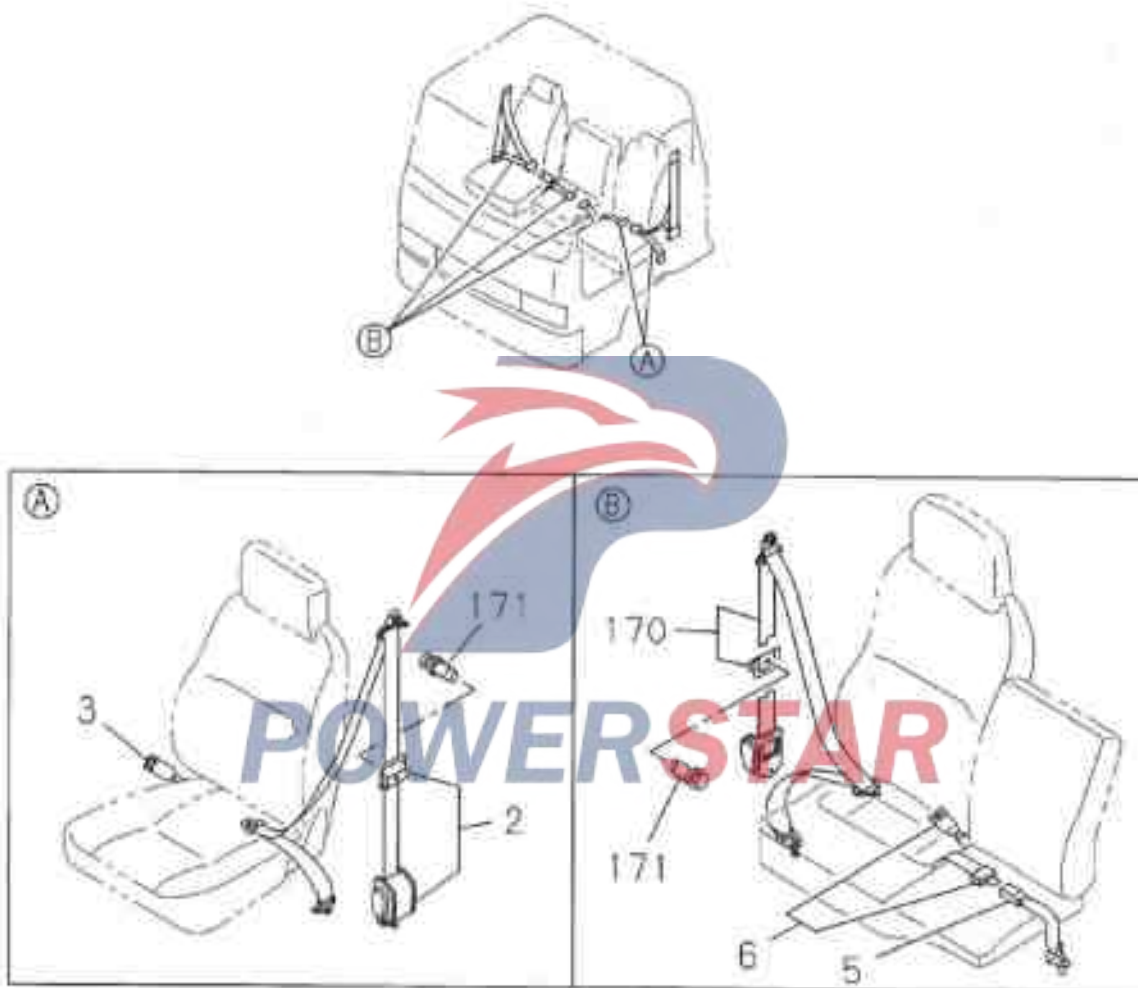
7-50		Front row seat			
Figure No.		Recommended specifications / part name			
SN	Isuzu Figure No.	QingLing Figure No.	L/R/Right	Quantity	Model used /Apply to/Precautions
					A Short-wheel base chassis
					B Long -wheel base chassis
4 6 8	---	Return spring			
	1-75518-207-0				
	1-75518-208-0			02	AB Air-suspended driver's seat (C)
	1-75538-132-0			01	AB Air-suspended driver's seat (D)
4 7 0	---	Hose clamp			
	1-75538-137-0			01	AB Air-suspended driver's seat
4 7 1	---	Seat adjustment rod			
	1-75518-290-0			01	AB Air-suspended driver seat and rigid seat without armrests
4 9 3	---	Box -- inside the frames of occupant seat base			
	1-72537-130-1			01	AB Box -- On the underside of the occupant Non-Euro II Emission System
4 9 4	---	Guiding rail -- Boxes			
	1-72537-149-0			01	AB Non-Euro II Emission System (A)
	1-72537-150-0			01	AB Non-Euro II Emission System (B)
5 0 3	---	Cover plate -- box			
	1-72537-136-0			01	AB Box -- On the underside of the occupant seat Non-Euro II Emission System
5 0 6	---	Cap - Middle seat			
	1-09983-164-0			04	AB
5 1 2	---	Cover plate --Seat adjustment rod			
	1-75518-245-1			02	AB Air-suspended driver's seat

Front row seat
7-50
Figure No.

SN	Recommended specifications / part name				Model used /Apply to/Precautions
	Isuzu Figure No.	QingLing Figure No.	Left/Right	Quantity	
5 1 3	Septum pad- Control lever				
	1-75538-133-0			01	AB Air-suspended driver's seat
5 1 8	Nut - Inclination adjustment				
	1-75518-264-0			04	AB Air-suspended driver's seat (B)
	5-09984-020-0			02	AB Air-suspended driver's seat (D)
	8-94152-886-0			04	AB Air-suspended driver's seat (C)
	1-75518-263-0			01	AB (A) MB With convex edge
5 2 9	Pin - Connecting rod				
	1-75518-262-0			01	AB
5 3 2	Rod assembly -- dip angle adjustment				
	1-75518-221-0			01	AB Air-suspended driver's seat (A)
	1-75518-222-1			01	AB Air-suspended driver's seat (B)
5 3 3	Cover plate -- storage box				
	1-72538-194-2			01	AB
5 3 4	Impact block - Storage Box				
	1-72538-181-0			01	AB
5 3 5	Hinge - Utility Box				
	1-72447-391-1			01	AB
5 3 6	Vibration damping rubber - seat cushion				
	5-09983-002-1			02	AB

7-50		Front row seat			
Figure No.		Recommended specifications / part name			
SN	Isuzu Figure No.	QingLing Figure No.	Lef/Right	Quantity	Model used /Apply to/Precautions
					A Short-wheel base chassis
5 3 7	---	Bracket -- Vibration Absorbing Rubber			
	1-72548-057-1			02	AB
5 3 8	---	Washer nut			
	1-09983-165-0			02	AB
5 4 2	---	Regulator assembly - seat slide			
	1-75518-283-1			01	AB Rigid seat without armrests
5 4 3	---	Washer -- Height adjustment			
	1-75518-335-0			02	AB Air-suspended driver's seat (A)
	1-75518-337-0			02	AB Air-suspended driver's seat (C)
	9-09160-506-0			04	AB Air-suspended driver's seat (B) ID=B T=0.B
5 5 1	---	Slider - Height Adjustment			
	1-75518-265-0			04	AB Air-suspended driver's seat

POWERSTAR



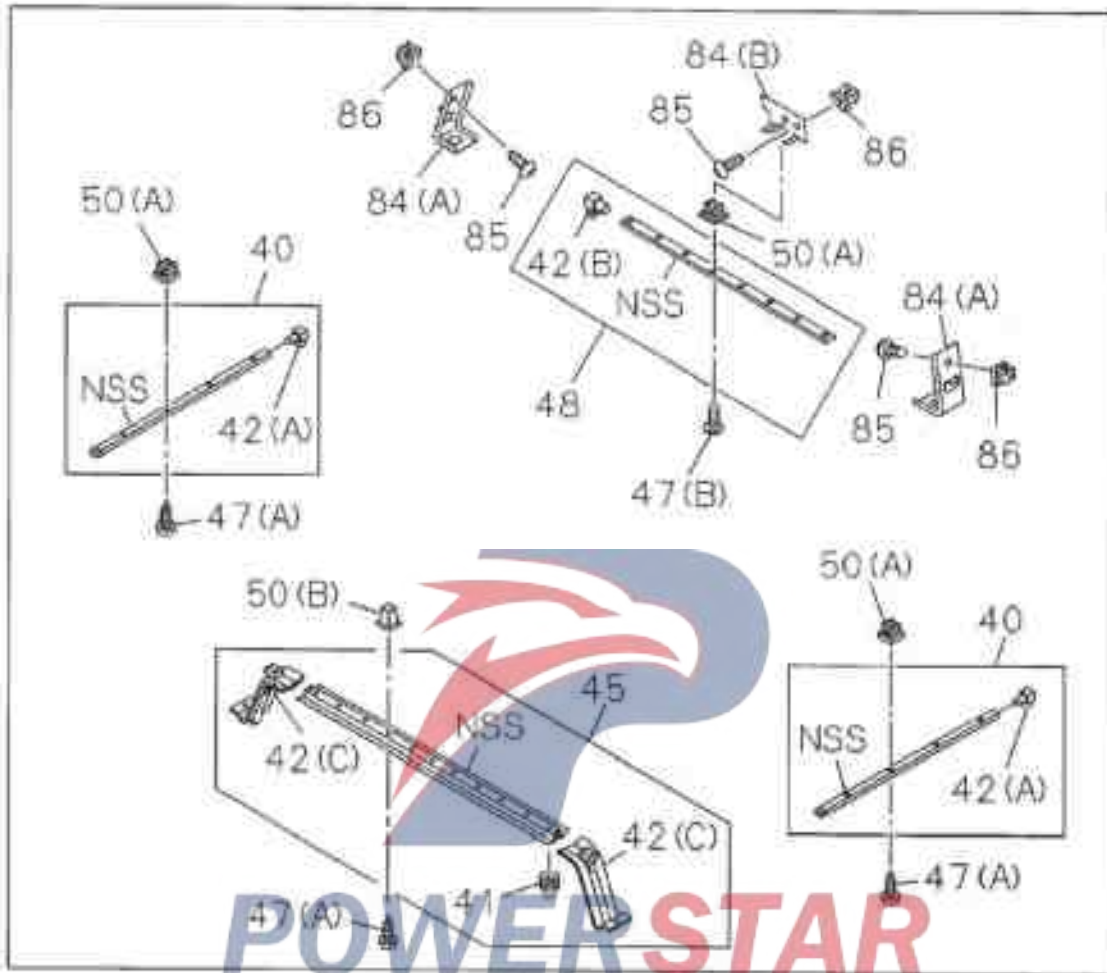
7-60		Seat belt			
Figure No.					
SN	Recommended specifications / part name				
	Isuzu Figure No.	QingLing Figure No.	Left/Right	Quantity	Model used /Apply to/Precautions
					A Short-wheel base chassis B Long -wheel base chassis
2	---	Seat belt -- belt lock tongue side			
	1-75617-514-3			01 AB	
3	---	Seat belt -- belt lock catch side			
	1-75618-779-0			01 AB	
5	---	Seat belt -- middle seat lock catch side			
	1-75618-739-0			01 AB	
6	---	Seat belt -- middle seat lock tongue side			
	1-75617-511-3			01 AB	
1 7 0	---	Seat belt -- occupant seat lock tongue side			
	1-75617-509-3			01 AB	
1 7 1	---	Fixing screws -- Seat belt guide cover			
	1-09987-239-0			02 AB	



Rest cabin and bed

7-70


Figure No.



7-70

Rest cabin and bed

Figure No.



Rest cabin and bed

7-70

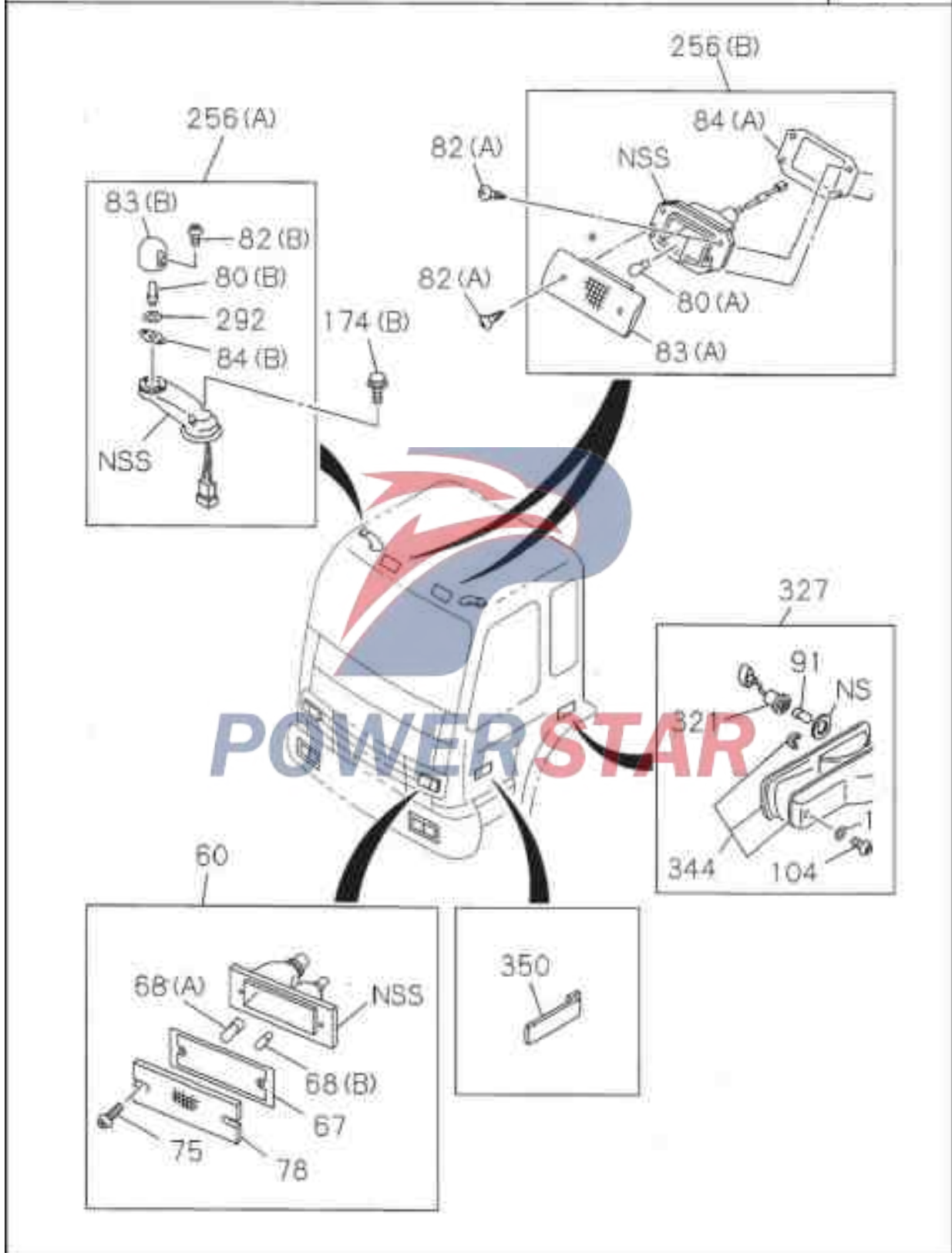
Figure No.

SN	Recommended specifications / part name				Model used /Apply to/Precautions
	Isuzu Figure No.	QingLing Figure No.	Left/Right	Quantity	
4 0	Slide rails - Side Window Curtains				
	1-73996-334-1			02	AB
4 1	Hook -- Curtain slide rail				
	1-73996-105-0			14	AB
					Bedroom curtains Height = 14.5 dark gray
4 2	Position limiter -- Curtain Slide rail				
	1-73907-449-2			02	AB
					(C)
	1-73906-193-0			02	AB
					(A)
	1-73996-146-2			01	AB
					(B)
4 4	Curtain assembly -- rest cabin				
	1-73908-208-0	8205020-113	左	01	AB
					Bedroom curtains
	1-73908-207-0	8205010-113	右	01	AB
					Bedroom curtains
4 5	Slide rail - Rest curtain				
	1-73908-262-0			01	AB
					Bedroom curtains
	1-73996-303-3			01	AB
					Non-bedroom curtains
4 7	Screw -- Curtain Slides				
	5-09981-059-0			19	AB
					(A) M5X20
	5-09981-093-0			07	AB
					(B) M5X25
4 8	Slide rails - rest cabin rear curtains				
	8-94265-811-0			01	AB
5 0	Washer nu -- Slide rail				
	1-09983-159-0			15	AB
					(B) Diameter = 8×8 Length =13 M5
	8-94279-078-0			11	AB
					(A) Diameter = 8×8 Length =7.5 M5

7-70		Rest cabin and bed			
Figure No.		Recommended specifications / part name			
SN	Isuzu Figure No.	QingLing Figure No.	Let/Right	Quantity	Model used /Apply to/Precautions
					A Short-wheel base chassis
					B Long -wheel base chassis
5 8	---	Mattress			
	1-75116-521-0	7000010-113	01	AB	
5 9	---	Decorative cover plate assembly -- mattress			
	1-75116-668-0		01	AB	
8 4	---	Bracket - Curtain Slide rail			
	1-73998-986-2		02	AB	(A)
	1-73998-987-4		07	AB	(B)
8 5	---	Screw – Bracket			
	5-09981-059-0		09	AB	M5x20
8 6	---	Washer nu -- Bracket			
	8-94279-079-0		09	AB	Diameter = 8x8 Length =7.3 M5

POWERSTAR

Headlights and sidelights	8-01
Front compound lights steering lights showing-height lights	Figure No.

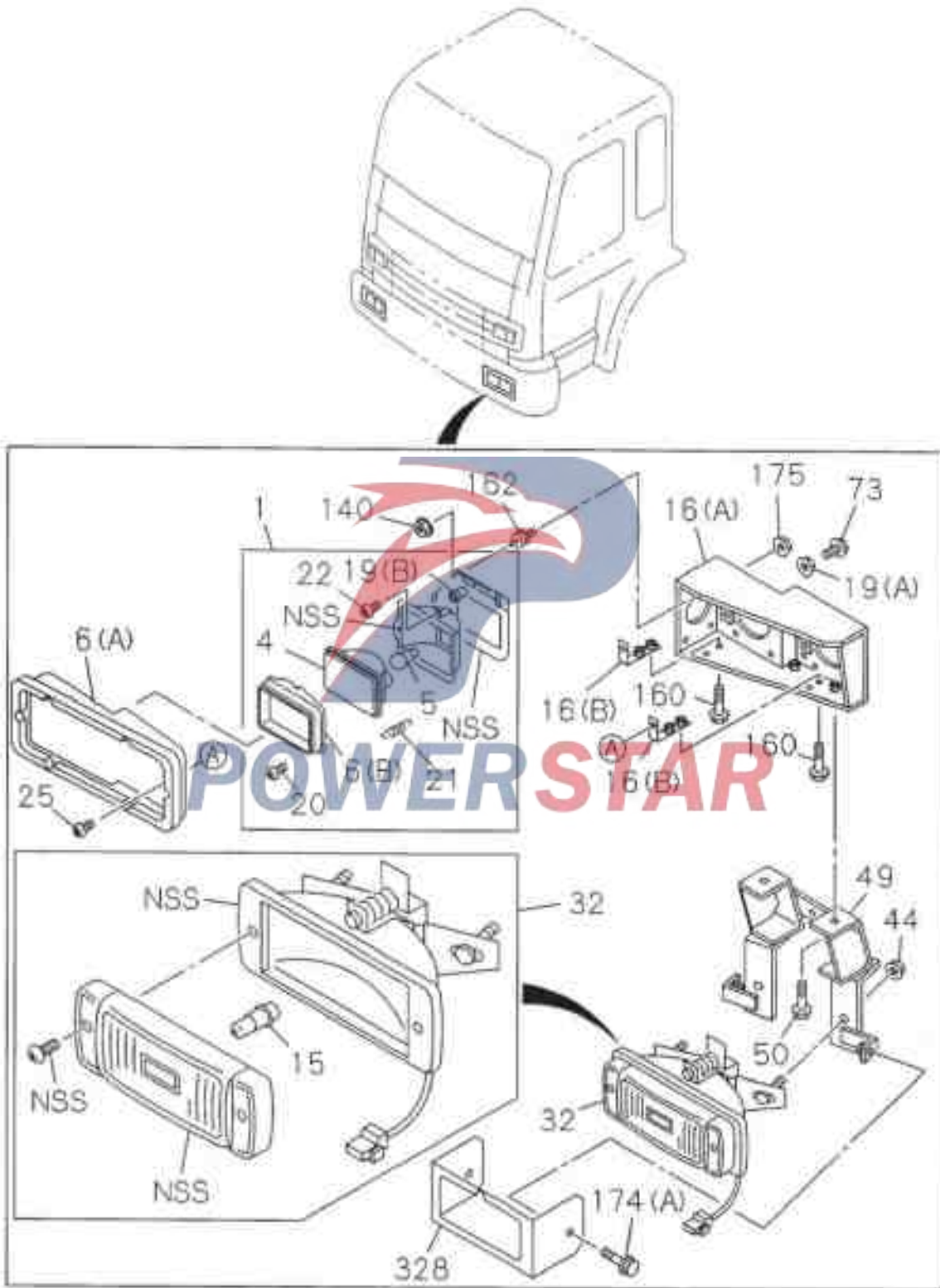


8-01

Headlights and sidelights

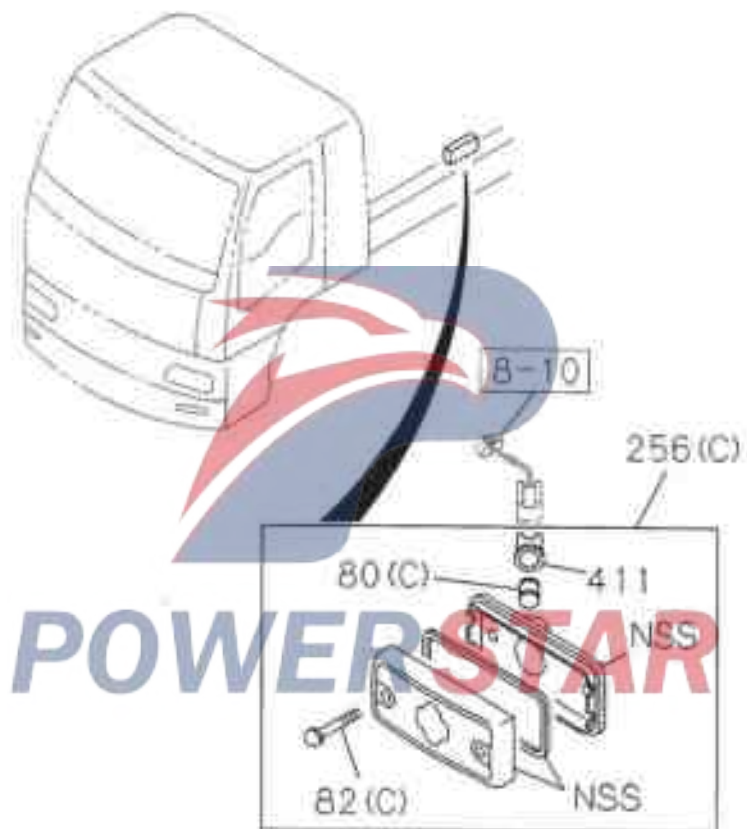
Figure No.

Headlights and fog lights



Headlights and sidelights
The width lights

8-01
Figure No.



8-01		Headlights and sidelights			
Figure No.					
SN	Recommended specifications / part name				
	Isuzu Figure No.	QingLing Figure No.	Left/Right	Quantity	Model used /Apply to/Precautions
					A Short-wheel base chassis B Long-wheel base chassis
1	- B - Headlight assembly				
	1-82110-257-2		Left	01 AB	Inside Model 1 24V 70W
	1-82110-261-2		Left	01 AB	Outside Model 2 24V 75/70W
	1-82110-256-2		Right	01 AB	Inside Model 1 24V 70W
	1-82110-259-2		Right	01 AB	Outside Model 2 24V 75/70W
4	--- Headlight sub-assembly				
	1-82191-032-0			02 AB	Inside Model 1 24V 70W
	1-82191-037-0			02 AB	Inside Model 2 24V 75/70W
5	- A - Light bulb - Headlight				
	1-82193-006-0			02 AB	Outside 24V 75/70W
	1-82193-007-0			02 AB	Inside 24V 70W
6	- C - Light Box -- Headlight				
	1-82114-018-0			02 AB	(B) Inside 24V 55W
	1-82114-019-0			02 AB	(B) Outside 24V 50/65W
	1-82117-079-0	3720221-113	Left	01 AB	(A) Chrome plating
		3711111-113			
	1-82117-078-0	3720211-113	Right	01 AB	(A) Chrome plating
		3711112-113			

Headlights and sidelights						8-01
						Figure No.
SN	Recommended specifications / part name					
	Isuzu Figure No.	QingLing Figure No.	Left/Right	Quantity		Model used /Apply to/Precautions
				A	B	
1 5	Light Bulb -- Fog Light					
	8-97203-926-0			02	AB	24V 70W
1 6	Bracket – headlights					
	1-82117-103-1			04	AB	(B)
	1-82117-107-2		Left	01	AB	(A)
	1-82117-106-2		Right	01	AB	(A)
1 9	Nut – Headlights					
	0-91150-210-0			02	AB	(A) M10 With convex edge
	1-82119-056-0			08	AB	(B)
2 0	Screw – Headlights					
	1-82119-023-0			16	AB	
2 1	Spring -- Headlight Adjustment					
	1-82119-105-0			04	AB	
2 2	Screw – Headlights adjustment					
	1-82119-095-0			08	AB	
2 5	Screw – Headlights					
	1-09104-031-0			08	AB	
3 2	Lamp assembly -- Fog Light					
	8-97181-942-0		Left	01	AB	
	8-97181-940-0		Right	01	AB	
4 4	Nut – Fog light					
	0-91150-108-0			04	AB	M8 With convex edge

8-01		Headlights and sidelights			
Figure No.					
SN	Recommended specifications / part name				
	Isuzu Figure No.	QingLing Figure No.	Left/Right	Quantity	Model used /Apply to/Precautions
					A Short-wheel base chassis B Long-wheel base chassis
4 9	---	Bracket -- Fog Light			
	1-82117-132-0		L 01	AB	
	1-82117-133-0		R 01	AB	
5 0	---	Bolt --Fog lights bracket			
	0-28680-820-0		04	AB	M8X20 Reel
6 0	- B -	Lamp assembly -- Front compound lights			
	1-86830-133-0		Left 01	AB	
	1-86830-132-0		Right 01	AB	
6 7	---	Washer -- Front compound lights			
	8-94149-259-0		02	AB	
6 8	---				
	1-82194-089-0		02	AB	(B) 24V 5W
	1-82194-090-0		02	AB	(A) 24V 21W
7 3	---	Bolt -- Headlights bracket			
	0-28681-025-0		08	AB	M10X25 Reel
7 5	---	Screw -- Composite lights			
	0-91190-435-0		04	AB	
7 8	- B -	Lampshade -- Front compound lights			
	8-94151-265-0		L 01	AB	
	8-94151-264-0		R 01	AB	
8 0	---	Light Bulb -- High marker light			
	1-82219-035-0		02	AB	Wheelbase 4600MM, Wheelbase 5000MM (C) 24V 3W
	1-82194-053-0		02	AB	(B) 12V 5W
	9-82691-302-0		02	AB	Map reading light (A) 24V 12W

Headlights and sidelights						8-01
						Figure No.
SN	Recommended specifications / part name					
	Isuzu Figure No.	QingLing Figure No.	Left/Right	Quantity	Model used /Apply to/Precautions	
					A Short-wheel base chassis B Long -wheel base chassis	
8 0	Light bulb - Showing-height lights					
	1-82219-035-0			08 B	Wheelbase 5500MM (C) 24V 3W	
8 2	Screw – Showing-height lights					
	1-82219-037-0			12 A B	Wheelbase 4600MM Wheelbase 5000MM (C)	
	1-82219-011-0			04 AB	(B)	
	0-71090-520-0			18 AB	Roof contour lights (A) M5X20	
	1-82219-037-0			16 B	Wheelbase 5500MM (C)	
8 3	Lampshade - Showing-height lights					
	1-82215-046-0			02 AB	(B)	
	1-82215-068-0			02 AB	Reading lights (A)	
8 4	Washer -- Height showing lights					
	1-86830-288-0			04 AB	(B)	
	1-86830-153-0			02 AB	Reading lights (A)	
9 1	Light Bulb – Steering signal light					
	1-82194-036-0			02 AB	24V 21W	
1 0 4	Screw – Steering signal light					
	1-86830-149-0			02 AB		
1 3 3	Flat Washers -- Steering signal light					
	1-86830-150-0			02 AB		
1 4 0	Nut					
	1-09984-170-0			12 AB	M5 Reel	

8-01		Headlights and sidelights			
Figure No.		Recommended specifications / part name			
SN	Isuzu Figure No.	QingLing Figure No.	Left/Right	Quantity	Model used /Apply to/Precautions
					A Short-wheel base chassis B Long -wheel base chassis
1 6 0	---				Bolt – Headlights bracket
	0-28080-816-0			08 AB	M8X16 Reel
1 6 2	---				Rubber --shock absorption pad
	1-82117-304-0			16 AB	
1 7 4	---				Nut
	0-28080-816-0			04 AB	(A) M8X16 Reel
	1-09039-006-1			04 AB	(B) M6X25 With flat washer
1 7 5	---				Nut – Rubber shock pad
	0-91150-108-0			16 AB	M5 Reel
1 8 5	---				Hole-guarding sleeve -- bolt
	1-09983-131-0			12 AB	Roof contour lights M5 Self-tapping nails
2 5 6	---				Lights -- Height showing lights
	1-82210-244-0			06 A	Wheelbase 4600MM Wheelbase 5000MM
	1-86830-293-0			L 01 AB	(C) (A)
	1-86830-292-0			R 01 AB	(A)
	1-86830-170-0			02 AB	Reading lights (B)
	1-82210-244-0			06 B	Wheelbase 5500MM (C)
2 9 2	---				Washer -- Height showing lights
	1-82219-012-0			04 AB	
3 2 1	---				Wiring harness – side flash light
	1-82218-002-0			02 AB	
3 2 7	---				Lamp assembly -- Steering signal light
	1-82210-228-1			L 01 AB	
	1-82210-227-1			R 01 AB	

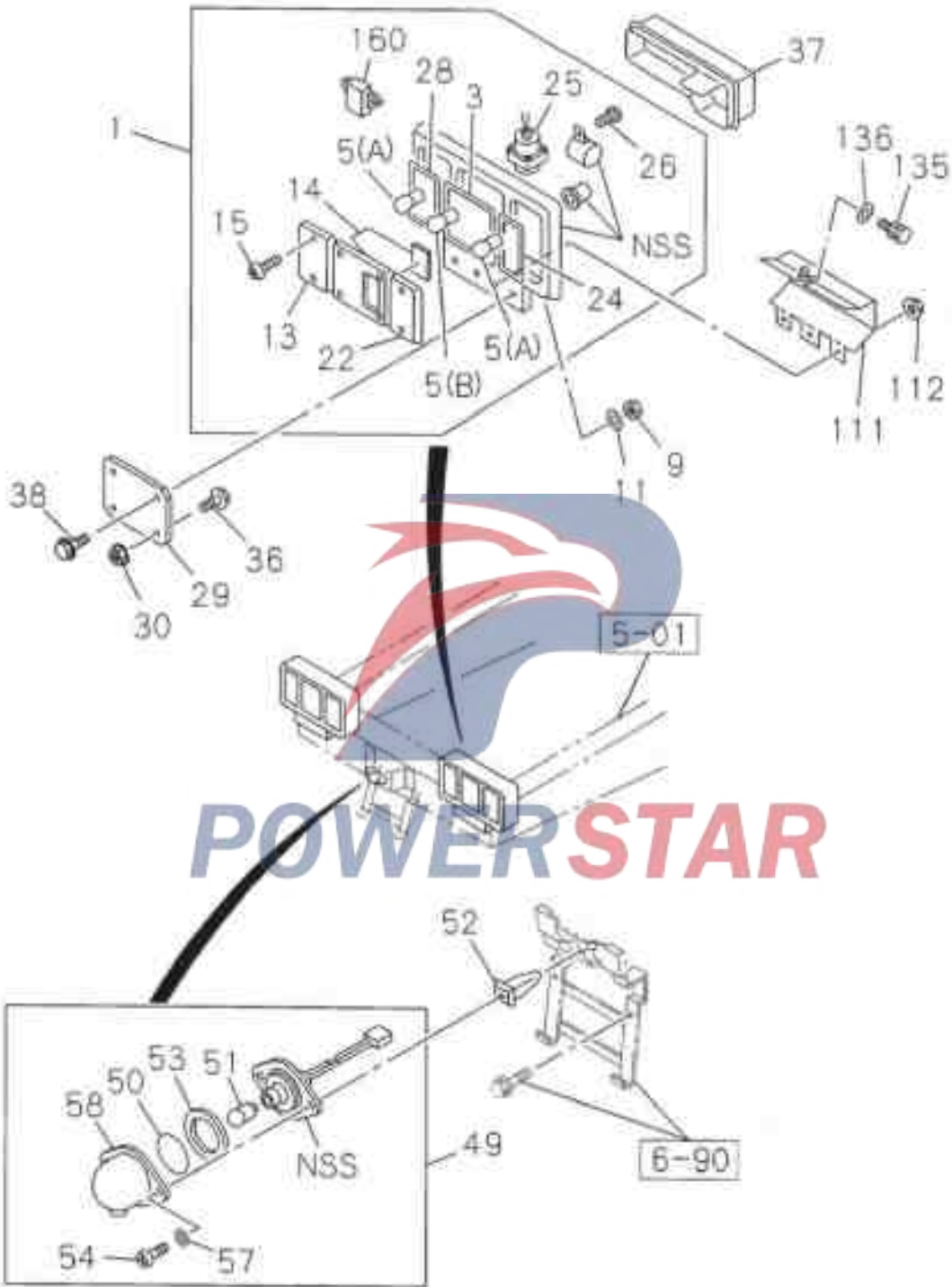
Headlights and sidelights						8-01
						Figure No.
SN	Recommended specifications / part name					
	Isuzu Figure No.	QingLing Figure No.	Left/Right	Quantity	Model used /Apply to/Precautions	
					A Short-wheel base chassis B Long -wheel base chassis	
3 2 8	----- Cover -- lamp					
	1-82117-134-0		L	01	AB	
	1-82117-135-0		R	01	AB	
3 4 4	----- Lamp assembly -- Steering signal light					
	1-82213-021-0		L	01	AB	
	1-82213-020-0		R	01	AB	
3 5 0	----- Cover -- Turn Signal Light					
	1-79998-944-1		L	01	AB	
	1-79998-943-1		R	01	AB	
4 1 1	----- Lamp holder -- contour light					
	1-82219-036-0		D6	A	B	
	1-82219-036-0		D6	B	B	
					Wheelbase 4600MM Wheelbase 5000MM	
					Wheelbase 5500MM	



8-03

Taillight

Figure No.



Taillight						8-03
						Figure No.
SN	Recommended specifications / part name					
	Isuzu Figure No.	QingLing Figure No.	Left/Right	Quantity	Model used /Apply to/Precautions	
					A Short-wheel base chassis # Long -wheel base chassis	
1	- B - Lamp assembly -- Rear compound lights					
	1-82230-133-2	3773010-113	L	01	AB	
	1-82230-132-2	3773020-113	R	01	AB	
3	---- Mats – Rear compound lights					
	8-94257-505-0			02	AB	
5	---- Light Bulb -- Rear combination lights					
	8-94125-956-0			04	AB (A) 24V 21W	
	8-94125-957-0			02	AB (B) 24V 21/5W	
9	---- Nut –Rear composite light					
	9-09110-406-0			04	AB M6	
11	---- Washer -- Rear compound lights					
	9-09160-706-0			04	AB Inner diameter =6	
13	- B - Lampshade -- Steering signal light					
	1-82235-015-0		L	01	AB	
	1-82235-014-0		R	01	AB	
14	- B - Lampshade -- Tail and parking lights -- Rear compound lights					
	8-94257-511-0		L	01	AB	
	8-94257-510-0		R	01	AB	
15	---- Screw – Rear composite lights					
	0-71190-420-0			16	AB M4X20	

8-03		Taillight			
Figure No.					
SN	Recommended specifications / part name				
	Isuzu Figure No.	QingLing Figure No.	Left/Right	Quantity	Model used /Apply to/Precautions
					<input type="checkbox"/> Short-wheel base chassis <input type="checkbox"/> Long-wheel base chassis
2 2	- B -	Lampshade -- Reversing Lamp - Rear compound lights			
	8-94257-512-0			02	AB
2 4	---	Mats – Reversing light			
	8-94257-506-0			02	AB
2 5	---	Speaker assembly -- Reversing			
	8-94257-518-0		R	01	AB
2 6	---	Screw --Reversing horn			
	1-82239-031-0		L	02	AB
	9-07076-410-0		R	02	AB
2 8	---	Mats – Steering lights			
	8-94257-507-0			02	AB
2 9	---	Bracket -- Rear composite light			
	1-82237-050-1	3773012-113		02	AB
3 0	---	Bracket – rear composite light			
	0-91150-210-0			04	AB
					M10 Reel
3 6	---	Nail Bolts -- Rear Compound Lights			
	0-28681-025-0			04	AB
					M10X25 Reel
3 7	---	Lid - Rear composite light			
	1-82239-008-0		L	01	AB
	1-82239-007-0		R	01	AB
3 8	---	Bolt –Rear composite light			
	0-50140-630-0			04	AB
					M6X30 With self-locking washers and flat washers

Taillight
8-03
Figure No.

SN	Recommended specifications / part name				
	Isuzu Figure No.	QingLing Figure No.	Left/Right	Quantity	Model used /Apply to/Precautions
					A Short-wheel base chassis B Long-wheel base chassis
4 9	Lights -- License plate				
	1-82120-024-0			01	AB
5 0	Lampshade-- License plate light				
	1-82235-006-0			01	AB
5 1	Light Bulb -- License plate light				
	1-82194-037-0			01	AB 24V 10W
5 2	Hole-guarding circle -- License plate light screws				
	8-94275-946-0			02	AB Diameter = 7.8×7.8 Length =18 M5 black
5 3	Mats – License plate light				
	1-82126-005-0			01	AB
5 4	Screw – License plate light				
	1-82129-007-0			02	AB
5 7	Flat Washers -- License plate light shade				
	1-82129-008-0			02	AB
5 8	Lid - License Plate Light				
	1-82129-005-0			01	AB
1 1 1	Protective cover -- Rear compound lights				
	1-82239-014-1	3773011-113	L	01	AB
	1-82239-013-1	3773021-113	R	01	AB
1 1 2	Nut –Rear composite light protective cover				
	9-09110-406-0			04	AB M5
1 3 5	Bolt –Rear composite light protective cover				
	0-50140-620-0			02	AB M6X20 With self-locking washers and flat washers

8-03		Taillight				
Figure No.		Recommended specifications / part name				
SN	Isuzu Figure No.	QingLing Figure No.	Left/Right	Quantity	Model used /Apply to/Precautions	
					A	B
						A Short-wheel base chassis B Long -wheel base chassis
1 3 6	---	Flat Washers -- protective cover				
	9-09160-706-0	0106-		02	AB	Inner diameter =6
1 6 0	---	Alarm -- Rear Compound Light				
	1-82550-195-0	0106-	L	01	AB	

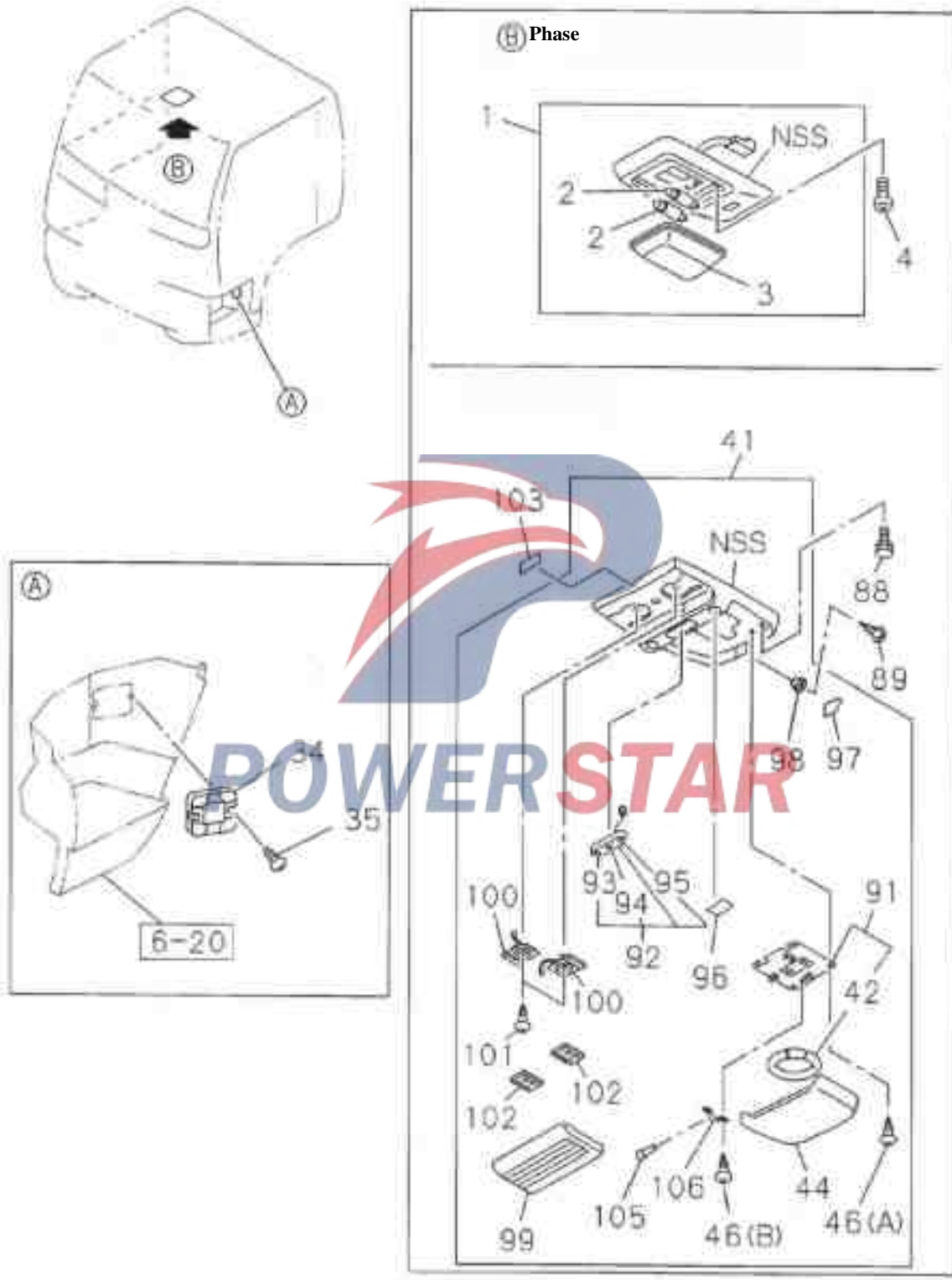


POWERSTAR

Indoor lights assembly

8-05

Figure No.



8-05		Indoor lights assembly			
Figure No.					
SN	Recommended specifications / part name				
	Isuzu Figure No.	QingLing Figure No.	Left/Right	Quantity	Model used /Apply to/Precautions
					A 6HK1 Standard Engine (65L) B 6HK1 Supercharged Engine (80L)
1	---	Indoor lights assembly			
	1-82140-050-1		01	AB	No circuit diagram reading light
2	---	Light Bulb – indoor light			
	1-82195-001-0		02	AB	No circuit diagram reading light 24V 10W
3	---	Lampshade -- indoor light			
	1-82145-020-0		01	AB	No circuit diagram reading light
4	---	Bolt – Indoor lights			
	9-07066-520-0		03	AB	Air purification device M5X20
3 4	---	Cover -- Pedal lights			
	1-79998-925-0		02	AB	
3 5	---	Screw – Pedal lights			
	0-74310-420-0		04	AB	M4X20
4 1	---	Lamp assembly -- indoor fluorescent light			
	1-86830-334-0		01	AB	Air purification device
4 2	---	Fluorescent light			
	1-86830-094-1		01	AB	Air purification device
4 4	---	Lampshade -- indoor fluorescent light			
	1-86830-092-0		01	AB	Air purification device
4 6	---	Screw – Indoor fluorescent light			
	1-86830-095-0		04	AB	Air purification device (A) M5X10
	1-86830-202-0		02	AB	Air purification device (B) M4X12
8 8	---	Bolt – light seat			
	1-09980-574-0		06	AB	Air purification device M6X15 With self-locking washers and flat washers
8 9	---	Screw -- Composite lampshade			
	9-07076-510-0		01	AB	Air purification device M5X10

Indoor lights assembly

8-05

Figure No.

SN	Recommended specifications / part name			
	Isuzu Figure No.	QingLing Figure No.	Let/Right	Quantity
				Model used /Apply to/Precautions A 6HK1 Standard Engine (65L) B 6HK1 Supercharged Engine (80L)
9 1	---			Auxiliary lamp assembly - indoor light
	1-86830-207-0		01 AB	Air purification device
9 2	---			Switch assembly – indoor lights
	1-86830-344-0		01 AB	Air purification device
9 3	---			Button -- bright / dim switch
	1-86830-097-0		01 AB	Air purification device
9 4	---			Button -- indoor light switch
	1-86830-098-0		01 AB	Air purification device
9 5	---			Button -- Irradiation lamps
	1-86830-099-0		01 AB	Air purification device
9 6	---			Cover – Irradiation light
	1-86830-100-0	L	01 AB	Air purification device
	1-86830-282-0	R	01 AB	Air purification device
9 7	---			Cover -- Lampshade installation
	1-86830-101-0		01 AB	Air purification device
9 8	---			Hole-guarding circle – screws and lamp shade installation
	1-86830-102-0		01 AB	Air purification device
9 9	---			Cover -- air purification device
	1-86830-103-0		01 AB	Air purification device
1 0 0	---			Fan -- Air purification device
	1-86830-104-0		02 AB	Air purification device
1 0 1	---			Screw -- Fan installation
	1-86830-105-0		01 AB	Air purification device
1 0 2	---			Filters - Air
	1-86830-106-0		02 AB	Air purification device
1 0 3	---			Deodorants - Air purification device
	1-86830-335-0		01 AB	Air purification device
1 0 5	---			Light bulb –Indoor lights
	1-86830-200-0		01 AB	Air purification device 28V 20W

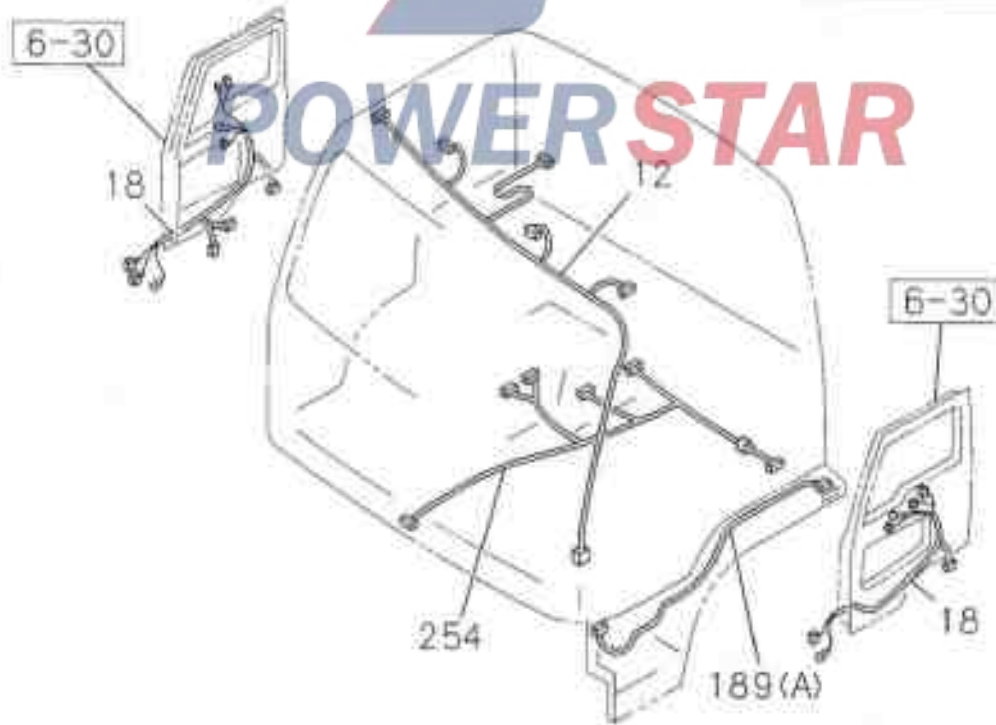
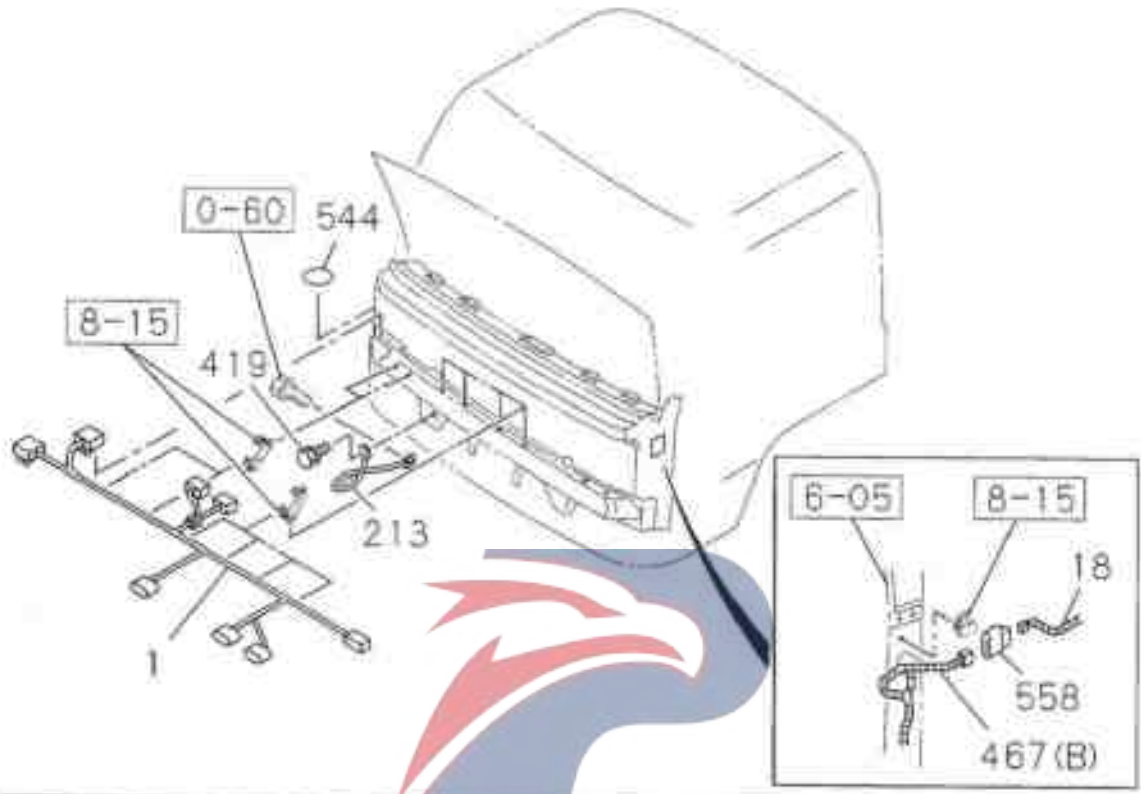
8-05		Indoor lights assembly				
Figure No.		Recommended specifications / part name				
SN	Isuzu Figure No.	QingLing Figure No.	Left/Right	Quantity		Model used /Apply to/Precautions
				A	B	
106	---	Screw -- light bulb				
	1-86830-201-0			01	AB	Air purification device



POWERSTAR

Wiring harness and fuse
Cab and door harness

8-10
Figure No.

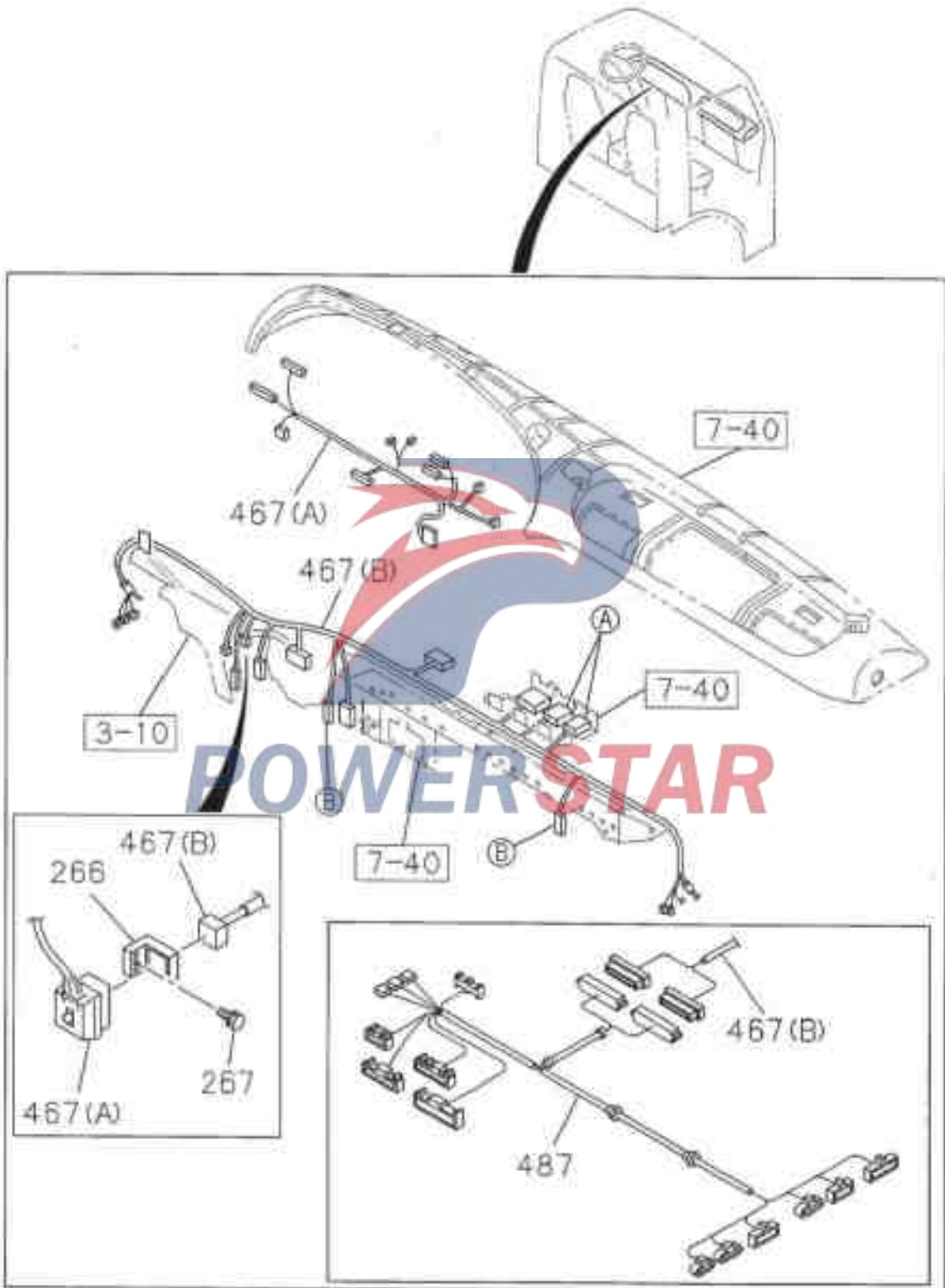


8-10

Wiring harness and fuse

Figure No.

Instrument wiring harness

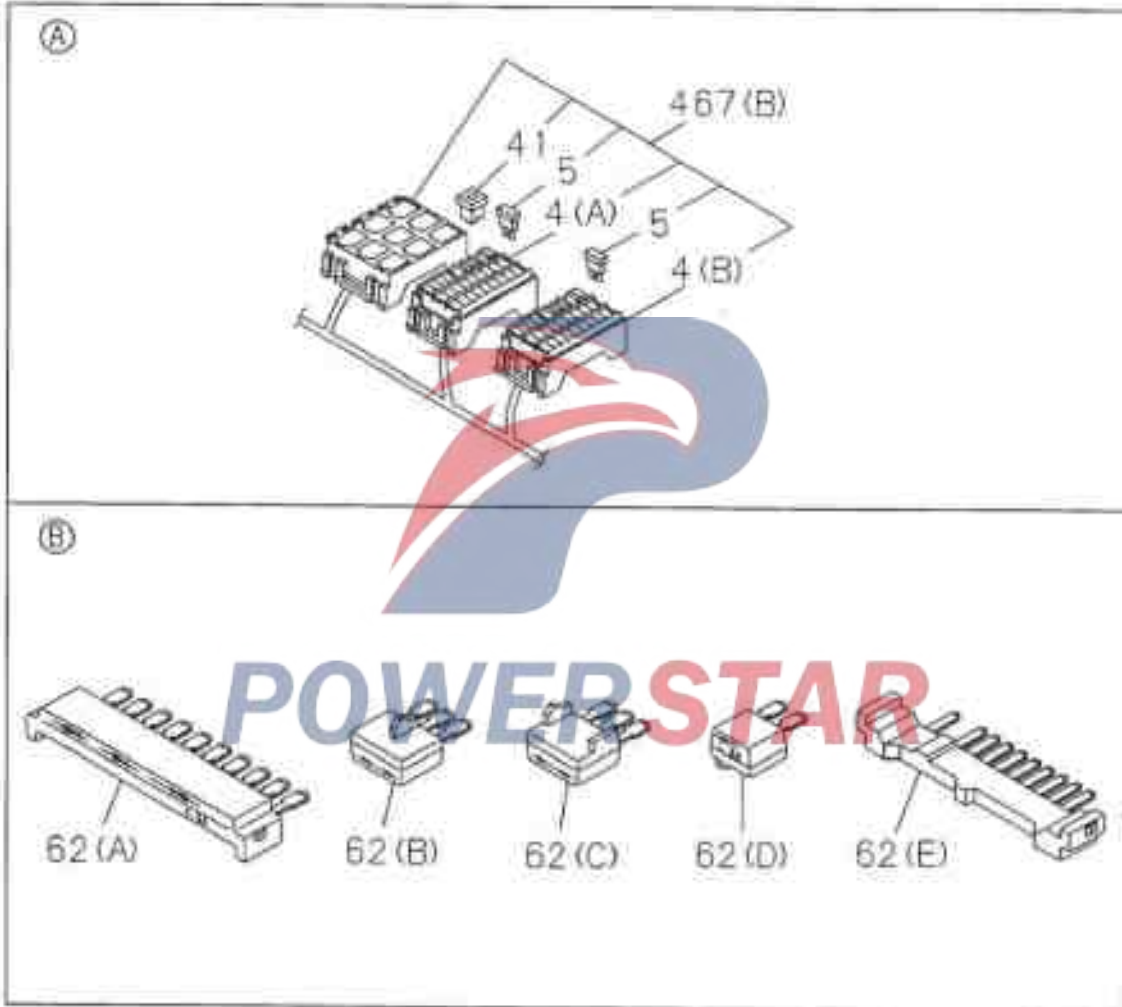


Wiring harness and fuse

8-10

Fuse and fuse box

Figure No.

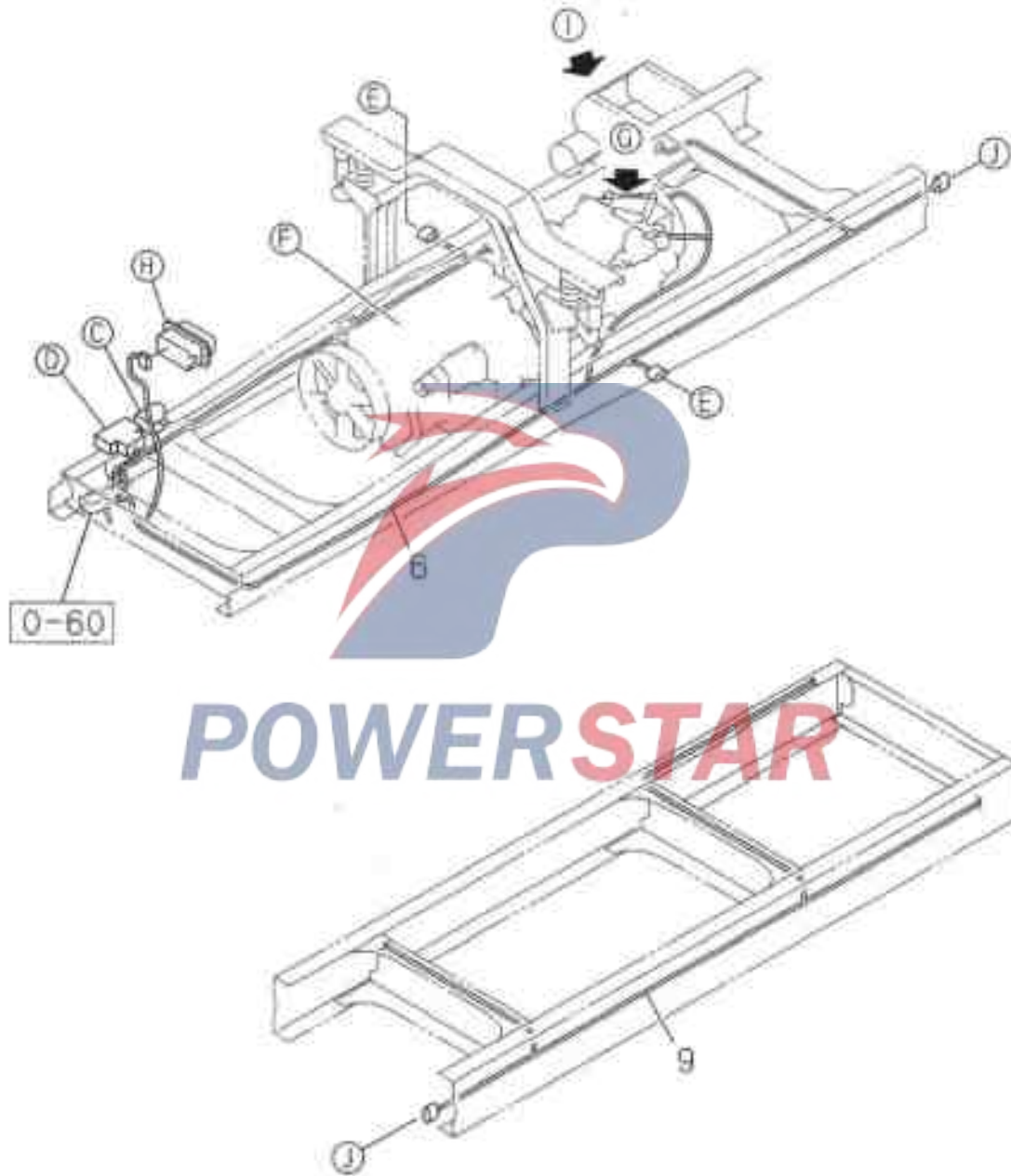


8-10

Wiring harness and fuse

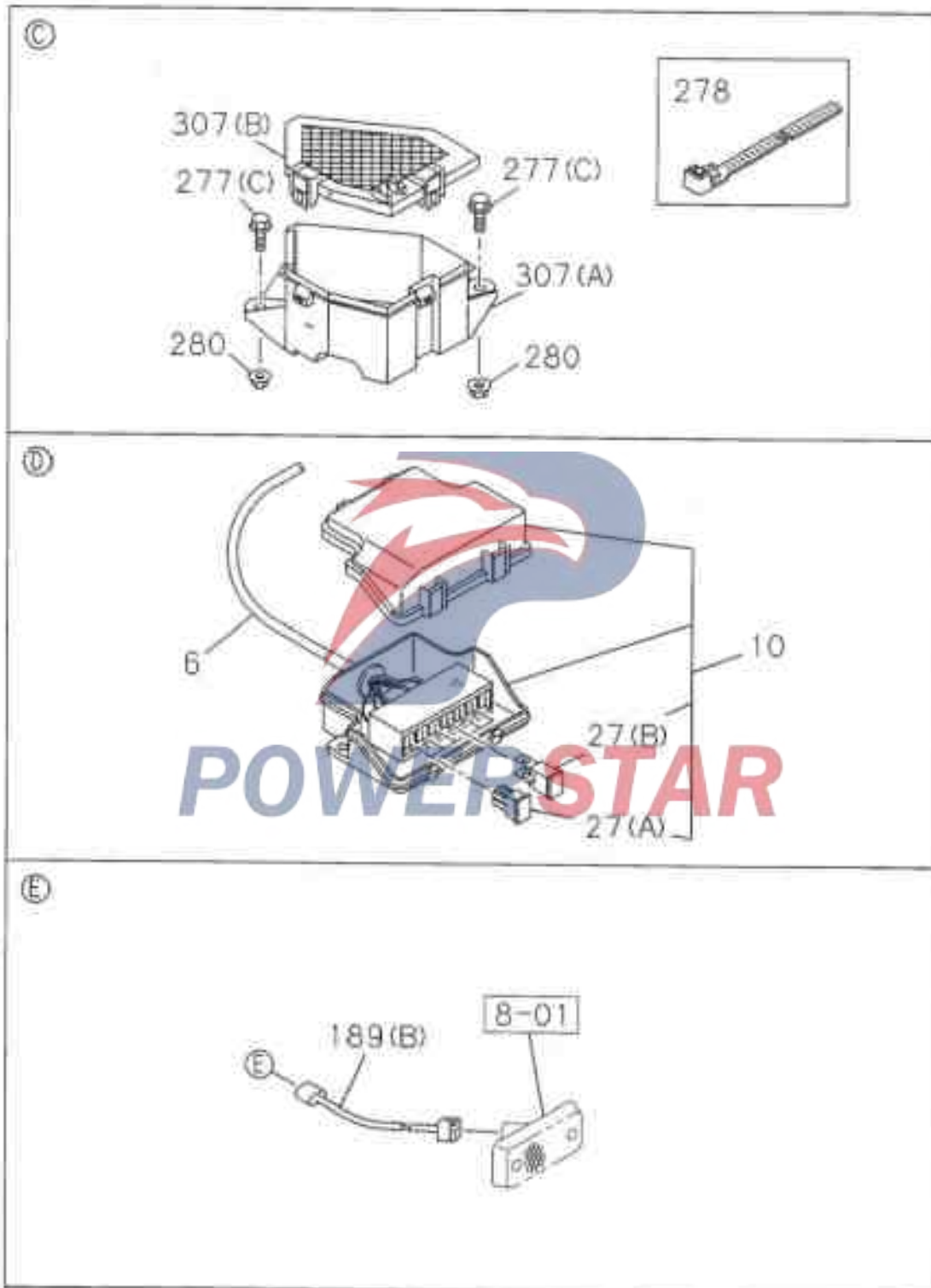
Figure No.

Engine Transmission harness and connection



Wiring harness and fuse
Engine Transmission and Frame

8-10
Figure No.

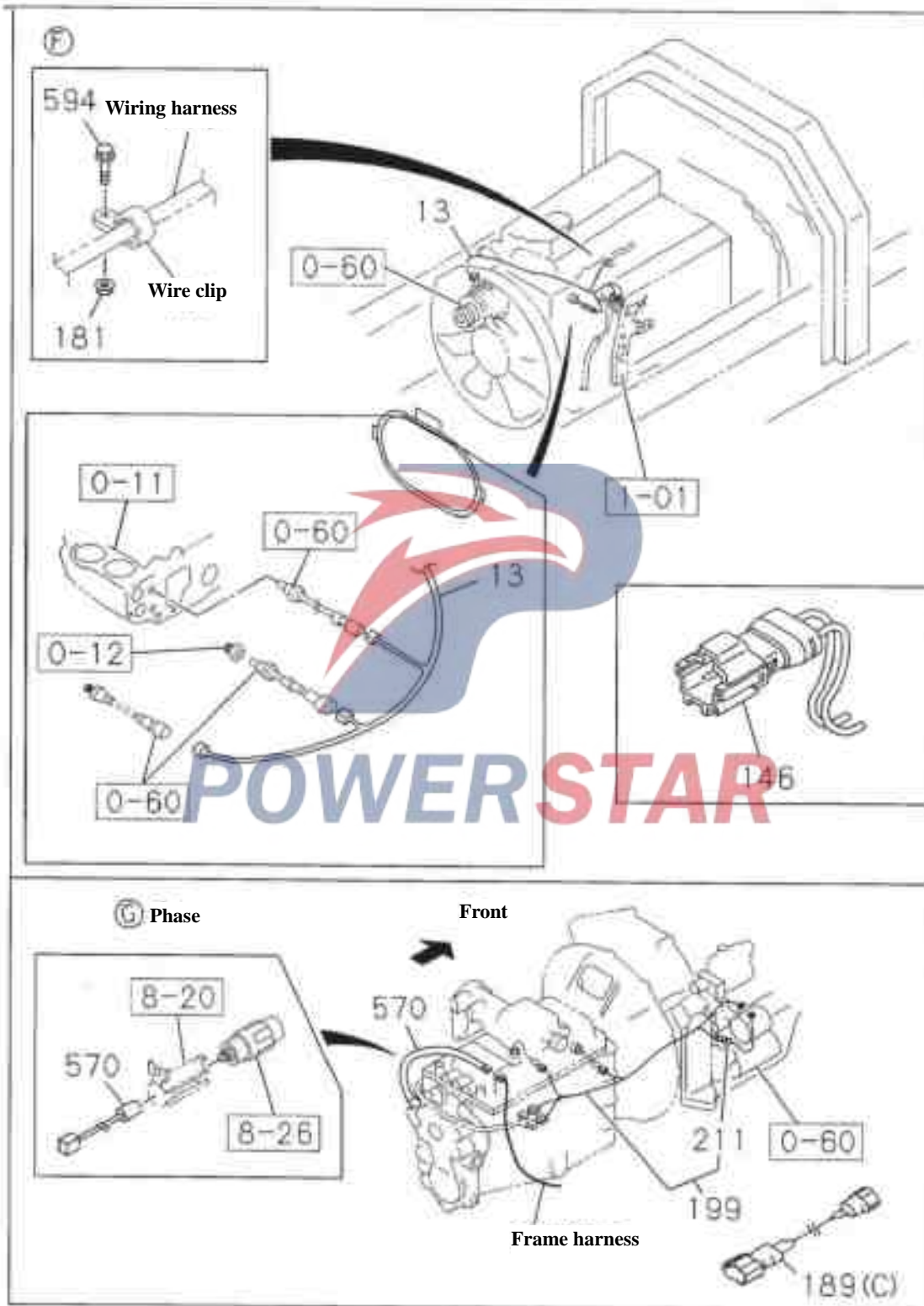


8-10

Wiring harness and fuse

Figure No.

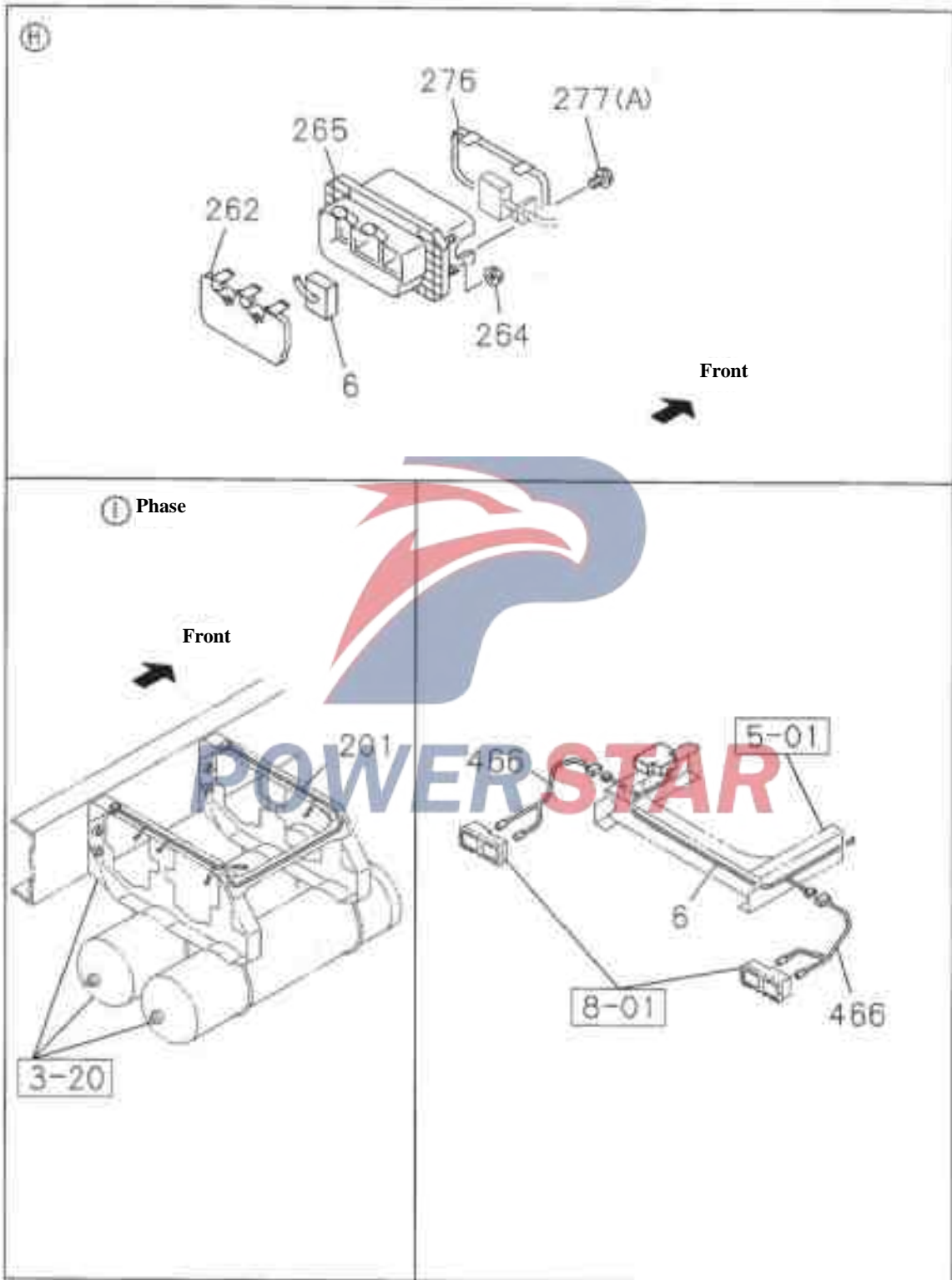
Fuse --Fuse box and engine wiring harness



**Wiring harness and fuse
Bumper -- Gas tank wiring harness and junction box**

8-10

Figure No.

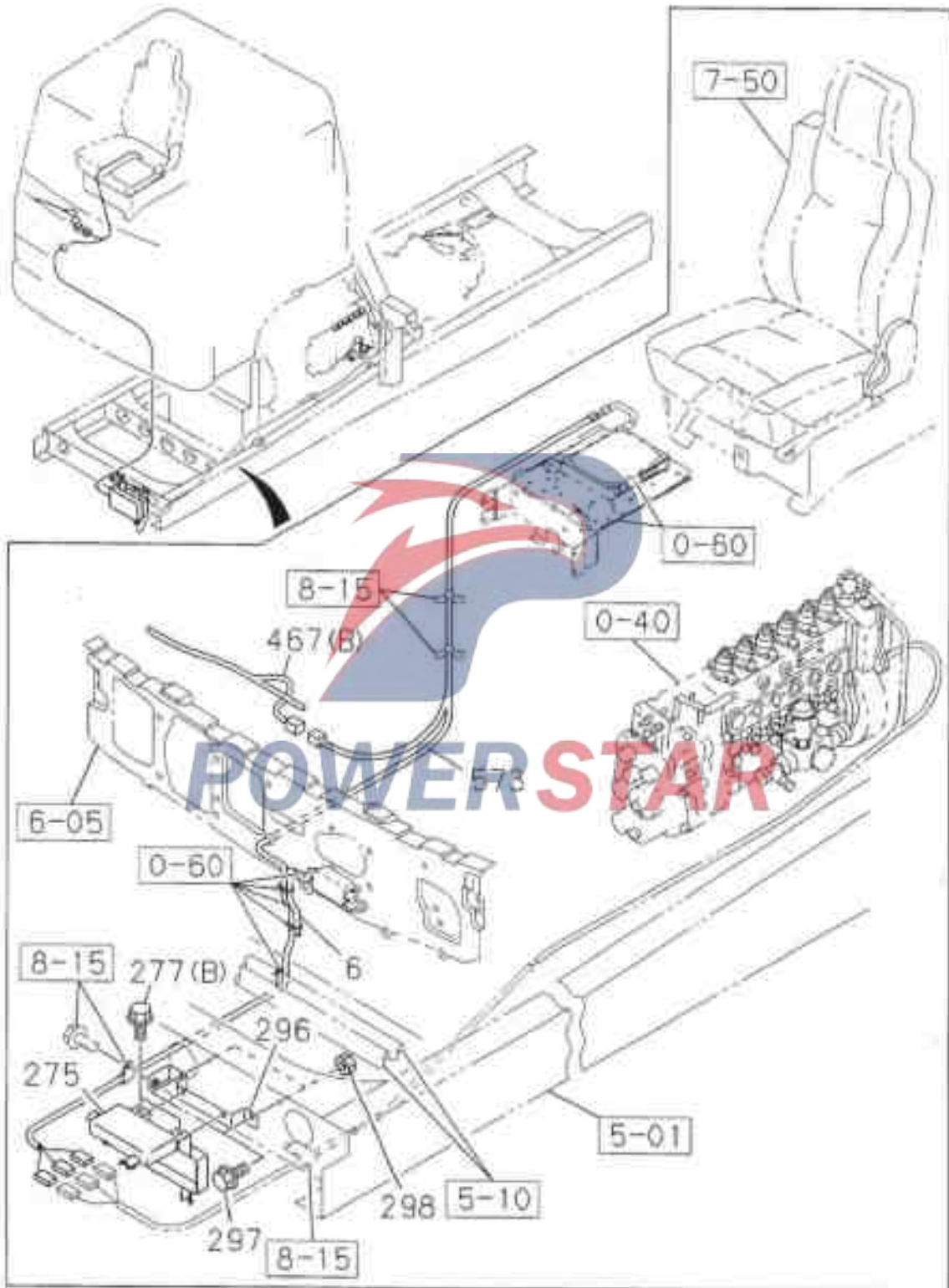


8-10

Wiring harness and fuse

Figure No.

Frame harness box assembly



Wiring harness and fuse

8-10

Figure No.

SN	Recommended specifications / part name					
	Isuzu Figure No.	QingLing Figure No.	Left/Right	Quantity		Model used /Apply to/Precautions
						A 6HK1 Standard Engine (65L) B 6HK1 Supercharged Engine (80L)
1	---- Wiring harness --Cab					
	1-82625-718-3		01	AB	6HK1 Manual air conditioning	
				AB	6HK1 Manual air conditioning Non-Euro II Emission System	
	1-82625-725-3		01	AB	6HK1 Non-Manual air conditioning	
			AB	6HK1 Non-Manual air conditioning Euro II Emission System		
	1-82628-256-1		01	AB	6HK1 Non-Manual air conditioning Euro II Emission System	
	1-82628-262-1		01	AB	6HK1 Non-Manual air conditioning Euro II Emission System	
4	---- Fuse box -- Wiring harness					
	1-82510-251-0		01	AB	(B)	
	1-82510-391-0		01	AB	(A)	
5	- A - Fuse -- Dashboard wiring harness					
	5-82516-003-0		15	AB	15A Blue color	
	8-94159-007-0		15	AB	7.5A Brown	
6	---- Wiring harness --Frame					
	1-82673-609-0		01	AB	6HK1	
				AB	6HK1 Non-Euro II Emission System	
	1-82674-218-0		01	AB	6HK1 Euro II Emission System	
9	---- Wiring harness --Rear of frame					
	1-82673-610-0		01	A		
	1-82673-611-0		01	B	Wheelbase 4600MM	
	1-82673-612-0		01	B	Wheelbase 5000MM	

8-10		Wiring harness and fuse			
Figure No.					
SN	Recommended specifications / part name				
	Isuzu Figure No.	QingLing Figure No.	L/R/Right	Quantity	Model used /Apply to/Precautions
				A	6HK1 Standard Engine (65L)
				B	6HK1 Supercharged Engine (80L)
9	Wiring harness --Rear of frame				
	1-82673-613-0		01	B	Wheelbase 5500MM (55W)
10	Fuse box -- Chassis wiring harness				
	1-82510-409-0		01	AB	
12	Wiring harness – vehicle top				
	1-82660-060-0		01	AB	
	1-82660-061-0		01	AB	Without map lights; With top canopy sign light
13	Wiring harness -- Engine				
	1-82641-138-0		01	AB	Euro II Emission System
	1-82641-019-2		01	AB	Non-Euro II Emission System
18	Wiring harness – Door				
	1-82628-585-0		01	AB	Electric doors and windows
	1-82628-583-0		01	AB	Electric doors and windows
27	The total fuse box				
	8-94468-662-0		03	AB	(A) 40A Green
	8-94468-669-0		01	AB	(B) 60A Yellow
41	Remover – Fuse				
	8-94121-482-0		01	AB	L=25.3 B=11.5
62	Diode - Wiring harness				
	1-82699-601-0		04	AB	(E) Brown 10P
	1-82699-703-0		03	AB	(A) Black 10P
	8-94416-438-1		01	AB	(C)
	(Continued)				

Wiring harness and fuse					8-10
					Figure No.
SN	Recommended specifications / part name				
	Isuzu Figure No.	QingLing Figure No.	Left/Right	Quantity	Model used /Apply to/Precautions
					A 6HK1 Standard Engine (65L) B 6HK1 Supercharged Engine (80L)
	(Continued)				
6 2	Diode - Wiring harness				
	B-94416-438-1				Black 3P-1.5A
	B-94422-639-1		04	AB	(D) Black 2P-1.5A
	B-94422-640-1		01	AB	(B) Black 3P-1.5A
1 4 6	Wiring harness -- Connector				
	1-82673-727-0		03	AB	
1 8 1	Nut -Pre-heat plug wiring harness				
	5-09440-007-0		01	AB	M4 With convex edge
1 8 9	Extension harness - Canopy				
	1-82673-735-0		06	A	Wheelbase 4600MM and 5000 MM (B) With Convex edge
	1-82625-673-2		02	AB	(A) Side turn signal lamp
	B-97601-277-0		01	AB	6HK1 Non-Euro II Emission System (C) Extension harness
	1-82673-735-0		06	B	Wheelbase 5500mm (B) With Convex edge
1 9 9	Wiring harness -- Starter				
	1-82640-668-3		01	AB	MLD60 , MLD6A
	1-82640-992-3		01	AB	MRB6P
2 0 1	Wiring harness -- gas tank				
	1-82673-721-0		01	AB	
2 1 1	Fusible wire - starter				
	1-82659-124-0		01	AB	White

8-10		Wiring harness and fuse			
Figure No.					
SN	Recommended specifications / part name				
	Isuzu Figure No.	QingLing Figure No.	Left/Right	Quantity	Model used /Apply to/Precautions
					A 6HK1 Standard Engine (65L) B 6HK1 Supercharged Engine (80L)
2 1 3	---				Ground wire - cab and frame
	1-82657-055-1			01 AB	
2 5 4	---				Wiring harness -- Cab floor
	1-82629-307-1			01 AB	
2 6 2	---				Cover plate -- Front wall terminal box
	1-82699-605-1			01 AB	
2 6 4	---				Nut – Junction box
	1-09984-180-0			04 AB	M6 With convex edge and rubber pad
2 6 5	---				Junction box - front wall
	1-82699-538-3			01 AB	
2 6 6	---				Bracket -- Junction Box
	1-82699-580-0			01 AB	
2 6 7	---				Bolt – Bracket
	1-09981-438-0			02 AB	M6X16 with flat washer
2 7 5	---				Box assembly -- Frame harness
	1-82699-378-0			01 AB	6HK1 6HK1 Non-Euro II Emission System
2 7 6	---				Cover -- Frame harness box
	1-82699-558-3			01 AB	
2 7 7	---				Bolt –Box assembly fixing
	0-50140-825-0			02 AB	(A) M6X25 With lock flat washer
	0-28680-825-0			02 AB	6HK1 6HK1 Non-Euro II Emission System
	8-94279-144-0			02 AB	(B) M6X25 with Convex edge 6HK1 Euro II Emission System
					(C) M6X30 With lock flat washer

Wiring harness and fuse

8-10

Figure No.

SN	Recommended specifications / part name				Model used /Apply to/Precautions
	Isuzu Figure No.	QingLing Figure No.	Lef/Right	Quantity	
					6HK1 Standard Engine (65L) 6HK1 Supercharged Engine (80L)
2 7 8	---- Hoop band-- Junction Box				
	5-09707-031-1		Q1	AB	6HK1 Euro II Emission System Length = 140
2 8 0	---- Nut – Box assembly fixing				
	9-09110-408-0		Q2	AB	6HK1 Euro II Emission System MB
2 9 6	---- Bracket –Wiring harness box				
	1-82699-923-0		Q1	AB AB	6HK1 6HK1 Non-Euro II Emission System
2 9 7	---- Bolt –Wiring harness box bracket				
	0-28680-825-0		Q2	AB AB	6HK1 6HK1 Non-Euro II Emission System MBX25 with Convex edge
2 9 8	---- Nut – Harness box bracket				
	0-91150-108-0		Q2	AB AB	6HK1 6HK1 Non-Euro II Emission System MB With convex edge convex edge
3 0 7	---- Box -- Engine wiring harness				
	1-82698-119-0		Q1	AB	6HK1 Euro II Emission System (A)
	1-82698-138-0		Q1	AB	6HK1 Euro II Emission System (B)
4 1 9	---- Bolt – Cab grounding wire				
	8-97087-203-0		Q1	AB	MBX25 With lock flat washer
4 6 6	---- Wiring harness – bumper				
	1-82670-235-0		Q2	AB	
4 6 7	---- Wiring harness -- Dashboard				
	1-82660-338-0		Q1	AB	Manual air conditioning; Non-electric doors and windows; Euro II Emission System (B) Lower part

8-10		Wiring harness and fuse			
Figure No.					
SN	Recommended specifications / part name				
	Isuzu Figure No.	QingLing Figure No.	Left/Right	Quantity	Model used /Apply to/Precautions
				A B	6HK1 Standard Engine (65L) 6HK1 Supercharged Engine (80L)
4 8 7	---	Wiring harness -- Dashboard			
	1-82660-340-0		01	AB	Electric doors and windows Manual air conditioning Non-Euro II Emission System (B) Lower part
	1-82660-339-0		01	AB	Electric doors and windows Non-Manual air conditioning Euro II Emission System (B) Lower part
	1-82660-337-0		01	AB	Non-electric doors and windows Manual air conditioning Euro II Emission System (B) Lower part
	1-82629-640-0		01	AB 6HH1 AB 6HK1	Non-Euro II Emission System (A) Upper
	1-82660-342-0		01	AB 6HH1	Non-electric doors and windows Manual air conditioning Euro II Emission System (B) Lower part
	1-82660-341-0		01	AB 6HK1	Non-electric doors and windows Manual air conditioning Euro II Emission System (B) Lower part
	1-82660-344-0		01	AB 6HH1	Electric doors and windows Manual air conditioning Euro II Emission System (B) Lower part
	1-82660-343-0		01	AB 6HH1	Electric doors and windows Non-Manual air conditioning Euro II Emission System (B) Lower part
	1-82660-056-0		01	AB 6HK1	Non-electric doors and windows Manual air conditioning Euro II Emission System (B) Lower part
	1-82629-813-0		01	AB 6HK1	Euro II Emission System (A) Upper
	1-82660-055-0		01	AB 6HK1	Non-electric doors and windows Manual air conditioning Euro II Emission System (B) Lower part

Wiring harness and fuse

8-10

Figure No.

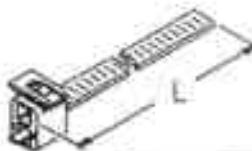
SN	Recommended specifications / part name				Model used /Apply to/Precautions
	Isuzu Figure No.	QingLing Figure No.	Lot/Right	Quantity	
					A 6HK1 Standard Engine (65L) B 6HK1 Supercharged Engine (80L)
4 6 7	----- Wiring harness - Dashboard				
	1-82660-058-0		01	AB	6HK1 Electric doors and windows Euro II Emission System Non-Euro II Emission System (B) Lower part
	1-82660-057-0		01	AB	6HK1 Electric doors and windows Euro II Emission System Non-Euro II Emission System (B) Lower part
4 8 7	----- Wiring harness -- Preheated				
	1-82660-059-0		01	AB	6HK1 Euro II Emission System
5 4 4	----- Seal mat – Cab front crossbeam				
	1-76798-019-0		01	AB	Non-Euro II Emission System Outside diameter =25 black
5 5 8	----- Connector - Harness				
	1-82690-665-0		02	AB	
5 7 0	----- Wiring harness -- Speed Sensor				
	1-82670-012-0		01	AB	
5 7 3	----- Wiring harness -- Engine Control Unit				
	1-82628-592-2		01	AB	Non-Euro II Emission System
	1-82627-297-2		01	AB	6HK1 Euro II Emission System
5 9 4	----- Bolt – Pre-heat plug harness				
	9-03920-410-0		01	AB	Euro II Emission System M4X10 With lock flat washer

8-15
Wiring harness mounting fixture
Figure No.
Fixing clip


KEY NO.	L
14(B), 48(I), 104(A), 171(D), 206, 228, 305(B)	140
16(H), 48(D), 217(B), 235(A), 305(A)	250



KEY NO.	ID	L
48(E), 16(D), 81	11	41
48(A)	14	44
48(F), 213, 223(B), 230	20	50
48(C)	20	70
16(E), 48(H)	28	78



KEY NO.	L
14(A), 16(A), 194, 225, 231	180
16(G)	300



KEY NO.	ID	L
305(D)	11	20
48(G), 171(B)	19	28
16(L)	19	32
16(O)	24	32



KEY NO.	ID	L
48(N)	28	30
16(P)	31	36
16(M)	35	33



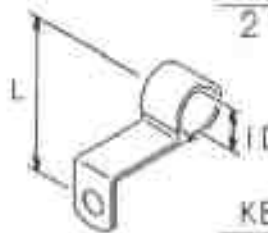
KEY NO.	ID	L
128(B)	14.5	30
128(A)	16	20
16(F), 48(M)	25	50
48(K)	26	27
305(E)	29	35



KEY NO.	ID	L
104(C)	15	42
217(A)	15	70



KEY NO.	ID	L
104(B)	12	20
104(D)	14.5	30
171(A)	21	30
48(J)	24	24
16(B), 48(B)	34.5	27.5









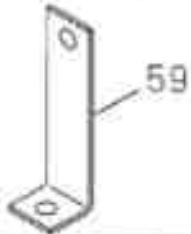



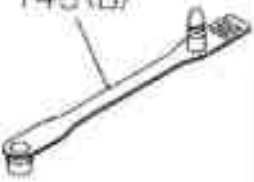



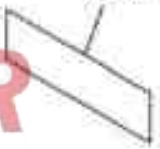

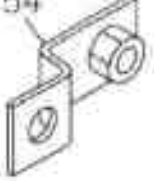





KEY NO.	ID	L
16(C)	18	45

Wiring harness mounting fixture

8-15

Fixing clip -- Brackets and other

Figure No.

171 (E), 305 (C) 	121 	312 	503 
16 (I) 	16 (J) 	59 	116, 421 
16 (K), 171 (C), 223 (A), 229, 470 	148 (A), 168 	148 (B) 	
335 	510 	513 	530 
104 (E) 	154 	16 (R), 16 (N), 16 (O) 	48 (D) 
48 (L) 	53 	235 (B) 	

8-15
Wiring harness mounting fixture

Figure No.

Hole-guarding ring, Sheaths, Bolts, Washers and



KEY NO.	M	L
239(A)	5	8



KEY NO.	M	L
38(E)	8	30



KEY NO.	M	L
239(B)	6	14
239(C)	8	16
38(A)	8	20
88	8	25
173	10	25



KEY NO.	M	L
119	5	14
133	6	12



KEY NO.	M	L
64	6	12



KEY NO.	M	L
304	8	12
38(D)	8	16
38(C)	8	20
38(F)	8	25
38(G)	10	16



KEY NO.	M
294(B), 524	6
219, 294(A)	8



KEY NO.	ID
210, 520	8.4
184	10.5



KEY NO.	M	L
313	6	20
38(B)	8	30
139	8	35



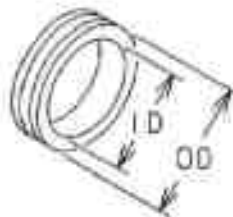
KEY NO.	ID
209	5



KEY NO.	M	L
516	6	16



KEY NO.	ID	L
224(C)	6	70
224(A)	10	30
224(D)	17	40
224(B)	32	50



KEY NO.	ID	OD
178(B)	19	23
178(C)	24	30
178(A)	28	35
178(D)	32	35

Wiring harness mounting fixture

8-15

Figure No.

SN	Recommended specifications / part name		Left/Right	Quantity	Model used /Apply to/Precautions
	Isuzu Figure No.	QingLing Figure No.			
1 4	----- Bands -Wiring harness				
	1-09707-162-1		01	AB	(A) Length = 180
	5-09707-031-1		01	AB	6HK1 Non-Euro II Emission System (B) Length = 140
1 6	----- Bands -Wiring harness				
	1-09700-403-0		10	AB	(D) Inner diameter =11 length =41
	1-09700-858-0		02	AB	(E) Inner diameter =28 length =78
	1-09700-505-0		01	AB	(B) Inner diameter =34.5
	1-09701-019-0		01	AB	6HK1 Euro II Emission System (F) Inner diameter =25 length =50
	1-09701-045-0		01	AB	(C) Inner diameter =19
	1-09707-001-1		01	AB	(G) Length = 300
	1-09707-162-1		01	AB	(A) Length = 180
	1-09709-178-0		03	AB	(K) Inner diameter = 8.4 Height = 6
	5-09707-030-1		01	AB	(H) Length = 250
	9-09525-866-0		01	AB	(L) Inner diameter =19 length =32
	1-09700-825-1		01	AB	Non-Euro II Emission System (R) Inner diameter =28 Height =45 length =40

8-15		Wiring harness mounting fixture			
Figure No.					
SN	Recommended specifications / part name				
	Isuzu Figure No.	QingLing Figure No.	Left/Right	Quantity	Model used /Apply to/Precautions
					A 6HK1 Standard Engine (65L) B 6HK1 Supercharged Engine (80L)
1 6	Bands –Wiring harness				
	1-09700-994-0		01	AB	Non-Euro II Emission System (P) Length = 36 Inner diameter =31
	5-09700-293-1		01	AB	Non-Euro II Emission System (N) Inner diameter =29
	8-94432-655-0		06	AB	Electric doors and windows (I)
	8-97110-167-0		06	AB	Electric doors and windows (J) Length = 175
	1-09701-139-0		01	AB	6HH1 AB 6HK1 Non-Euro II Emission System (O) Inner diameter =24 Length =40
	1-09700-766-1		01	AB	6HH1 Euro II Emission System (O) Inner diameter =24 Length =32
	1-09700-947-0		01	AB	6HK1 Euro II Emission System (W) Inner diameter =35
3 8	Bolt – Wire clip				
	0-28080-816-0		04	AB	(D) MBX16 with Convex edge
	0-28181-016-0		01	AB	(G) M10X16 with Convex edge
	0-28680-820-0		08	AB	(C) MBX20 with Convex edge
	0-28680-830-0		02	AB	(B) MBX30 with Convex edge
	8-97086-825-0		02	AB	(A) MBX20 With lock flat washer
	0-50140-830-0		L 02	AB	(E) MBX30 With lock flat washer
	0-28080-816-0		01	AB	Euro II Emission System (D)

Wiring harness mounting fixture

8-15
Figure No.

SN	Recommended specifications / part name			
	Isuzu Figure No.	QingLing Figure No.	Let/Right	Quantity
				Model used /Apply to/Precautions A 6HK1 Standard Engine (65L) B 6HK1 Supercharged Engine (80L)
(Continued)				
3 8	---- Bolt – Wire clip			
	0-28080-816-0			MBX16 with Convex edge
	0-28080-816-0		02 AB	Non-Euro II Emission System (D) MBX16 with Convex edge
	0-28680-820-0		02 AB	6HK1 AB 6HK1 Non-Euro II Emission System (C) MBX20 with Convex edge
	0-28680-825-0		05 AB	6HK1 AB 6HK1 Non-Euro II Emission System (F) MBX25 with Convex edge
	0-28080-820-0		02 AB	6HK1 Non-Euro II Emission System AB Euro II Emission System (G) MBX20 with Convex edge
	0-28680-825-0		02 AB	6HK1 Euro II Emission System (F) MBX25 with Convex edge
	0-28080-820-0		01 AB	6HK1 Non-Euro II Emission System (G) MBX20 with Convex edge
4 8	---- Wire clip -- Frame harness			
	9-09917-430-0		12 A	(F) Inner diameter =20 Length =50
	1-09700-403-0		07 AB	(E) Inner diameter =11 Length =41
	1-09700-485-0		06 AB	(C) Inner diameter =20 Length =70
	1-09700-858-0		04 AB	(K) Inner diameter =28 Length =78
	5-09707-030-1		02 AB	(D) Length = 250
	9-09525-856-0		01 AB	(G)
(Continued)				

8-15		Wiring harness mounting			
Figure No.		Recommended specifications / part name			
SN	Isuzu Figure No.	QingLing Figure No.	Left/Right	Quantity	Model used /Apply to/Precautions
					A 6HK1 Standard Engine (65L)
					B 6HK1 Supercharged Engine (80L)
(Continued)					
4 8	---	---	---	---	Wire clip -- Frame harness
	9-09525-856-0				Inner diameter =19 Length =28
	9-09917-427-0		02	AB	(A) Inner diameter =14 Length =44
	9-09917-430-0		02	AB	(F) Inner diameter =20 Length =50
	1-09700-905-0		L 01	AB	(B) Inner diameter =34.5
	1-09700-825-1		01	AB	Non-Euro II Emission System (L) Inner diameter =28 Height =45 Length =30
	1-09700-976-0		01	AB	6HK1 Euro II Emission System (M) Inner diameter =25 Length =50
	1-09701-243-0		03	AB	6HK1 Euro II Emission System (J) Inner diameter =24 Height =40 Length =20
	1-09700-948-0		03	AB	6HK1 Non-Euro II Emission System (N) Inner diameter =28 Height =45 Length =25
	1-09701-005-0		01	AB	6HK1 Euro II Emission System (K) Inner diameter =26 Length =27
	1-09701-243-0		02	AB	6HK1 Euro II Emission System (J) Inner diameter =24 Height =40 Length =24
	5-09707-031-1		03	AB	6HK1 Euro II Emission System (I) Length = 140
	1-09700-948-0		01	AB	6HK1 Non-Euro II Emission System (W) Inner diameter =28 Height =45 Length =20
	1-09701-019-0		01	AB	6HK1 Non-Euro II Emission System (O) Inner diameter =25 Length =50

Wiring harness mounting fixture

8-15

Figure No.

SN	Recommended specifications / part name			
	Isuzu Figure No.	QingLing Figure No.	Left/Right	Quantity
				Model used /Apply to/Precautions 6HK1 Standard Engine (65L) 6HK1 Supercharged Engine (80L)
4 8	Wire clip -- Frame harness			
	9-09917-430-0		15	B Wheelbase 54600MM (F) Inner diameter =20 Length =50
	9-09917-430-0		16	B Wheelbase 5000MM (F) Inner diameter =20 Length =50
	9-09917-430-0		18	B Wheelbase 5500MM (F) Inner diameter =20 Length =50
5 3	Bracket --Wiring harness			
	1-47476-812-1		01	AB 6NH1 AB 6HK1 Non-Euro II Emission System
5 9	Bracket -- frame harness			
	1-82699-085-0		01	AB Length = 95
8 4	Screw -- Wiring harness			
	0-74100-612-0		01	AB Euro II Emission System M6X12 Self-tapping
8 1	Wire clip -- wiring harness			
	1-09700-403-0		01	AB Inner diameter = 11 Length = 41
8 8	Bolt -- Door wiring harness grounding			
	8-97087-203-0		01	AB Non-electric doors and windows M6X25 With lock flat washer
	8-97087-203-0		02	AB Electric doors and windows M6X25 With lock flat washer
1 0 4	Fixing clip --Headlamp wiring harness			
	1-09700-605-0		02	AB (B) Inner diameter =12 Height =24 Length =20
	1-09700-859-0		02	AB (D) Inner diameter = 145 Length = 30
	1-09701-218-0		02	AB (E)
	5-09707-031-1		02	AB (A) Length = 140

8-15		Wiring harness mounting fixture			
Figure No.					
SN	Recommended specifications / part name				
	Isuzu Figure No.	QingLing Figure No.	Left/Right	Quantity	Model used /Apply to/Precautions
					6HK1 Standard Engine (65L)
					6HK1 Supercharged Engine (80L)
1 0 4	Fixing clip -- Headlight wiring harness				
	9-09716-203-1		02	AB	(C) Inner diameter =15 Length =42
1 1 6	Fixing clip -- Roofing wiring harness				
	1-09587-246-2		03	AB	
1 1 9	Screw -- Door wiring harness				
	8-94447-551-0		02	AB	Electric doors and windows M5X14 with flat washer
1 2 1	Fixing clip --Dashboard wiring harness				
	8-94364-750-0		02	AB	
1 2 8	Fixing clip -- Combination Switch Harness to Steering Column				
	9-09525-535-0		01	AB	(A) Inner diameter =16 Length =20
	9-09916-893-1		01	AB	(B) Inner diameter =14.5 Length =30
1 3 3	Screw -- Clip and the steering column				
	8-94279-402-0		01	AB	M6X12 With lock flat washer
1 3 9	Bolt -- Bracket				
	0-28680-835-0		02	AB	M8X35 With Convex edge
1 4 8	Hoop band-- Headlight wiring harness				
	8-94232-611-0		01	AB	(B) Length = 105
	8-97069-515-0		01	AB	(A) Inner diameter =6 & 13
1 5 4	Bracket -- Starter grounding wire				
	1-47465-518-0		01	AB	6HK1 Euro II Emission System
				AB	Non-Euro II Emission System

Wiring harness mounting fixture

8-15

Figure No.

SN	Recommended specifications / part name		Left/Right	Quantity	Model used /Apply to/Precautions
	Isuzu Figure No.	QingLing Figure No.			
1 6 8	Fixing clip -- Side wall wiring harness				
	8-97069-515-0		05	AB	Inner diameter =6 & 13
1 7 1	Fixing clip -- starter				
	1-09700-991-1		01	AB	(A) Inner diameter =21 Length =30 Height =40
	1-09709-178-0		02	AB	(C) Outer diameter =9 Height =6
	8-94225-185-0		01	AB	(E) Inner diameter =18
	9-09525-856-0		03	AB	(B) Inner diameter =19 Length =28
	5-09707-031-1		02	AB	WR86P (D) Length = 140
1 7 3	Bolt – Starter grounding				
	8-97087-205-0		01	AB	M10X25 With lock flat washer
1 7 8	Hole-guarding ring -- Wiring harness				
	1-09332-011-1		02	AB	(A) Inner diameter = 28 Outer diameter = 35
	1-09332-103-0		01	AB	(B) Inner diameter = 19 Outer diameter = 23
	8-09956-092-1		02	AB	(C) Inner diameter =24 Length =30 Height =17
	1-09337-023-0		01	AB	6HK1 Euro II Emission System (D) Inner diameter =32 Outer diameter =36 Length =50
1 8 4	Flat Washers-- Starter grounding				
	1-09503-265-0		01	AB	Inner diameter =10.5

8-15		Wiring harness mounting fixture			
Figure No.		Recommended specifications / part name			
SN	Isuzu Figure No.	QingLing Figure No.	Left/Right	Quantity	Model used /Apply to/Precautions
					A 6HK1 Standard Engine (65L)
					B 6HK1 Supercharged Engine (80L)
1 9 4	---	Hoop band			
	1-09707-162-1			03	AB Length = 180
2 0 6	---	Hoop band-- Fuel tank wiring harness			
	5-09707-031-1			02	AB Length = 140
2 0 9	---	Lock washers – generator grounding			
	9-09150-505-0			01	AB Inner diameter =5
2 1 0	---	Flat Washers -- Generator			
	1-09503-264-0			01	AB Inner diameter =8.4
2 1 3	---	Fixing clip -- Wire joint			
	9-09917-430-0			03	AB Inner diameter =20 Length =50
2 1 7	---	Fixing clip -- Cabin wiring			
	1-09700-980-0			02	AB (A) Inner diameter =15 Length =70
	5-09707-030-1			02	AB (B) Length = 250
2 1 9	---	Nut			
	0-91150-108-0			04	AB MB With Convex edge
	0-91150-108-0			08	AB AB 6HK1 Non-Euro II Emission System MB With Convex edge
	0-91150-108-0			02	AB 6HK1 Euro II Emission System MB With Convex edge
2 2 3	---	Fixing clip -- Gas tank wiring harness			
	1-09709-181-0			01	AB (A) Diameter = 17.5
	9-09917-430-0			03	AB (B) Inner diameter =20 Length =50

Wiring harness mounting fixture

8-15

Figure No.

SN	Recommended specifications / part name			
	Isuzu Figure No.	QingLing Figure No.	Let/Right	Quantity
				Model used /Apply to/Precautions A 6HK1 Standard Engine (65L) B 6HK1 Supercharged Engine (80L)
2 2 4	Rubber sheath – wiring harness			
	1-09337-023-0		01	AB (B) Inner diameter =32 Outer diameter =36 Length =50
	9-09956-682-0		03	AB Nov-Euro II Emission System (A) Inner diameter =10 Outer diameter =14 Length =130
	1-09337-012-0		01	AB 6HK1 Euro II Emission System (D) Inner diameter =17 Outer diameter =21 Length =240
	1-09376-512-0		01	AB 6HK1 Euro II Emission System (C) Inner diameter =6 Outer diameter =10 Length =70
	9-09956-682-0		04	AB 6HK1 Euro II Emission System (A) Inner diameter =10 Outer diameter =14 Length =30
2 2 5	Hoop band-- Gas tank wiring harness			
	1-09707-162-1		01	AB Length = 180
2 2 8	Hoop band-- Cooler wiring harness			
	5-09707-031-1		01	AB Length = 140
2 2 9	Fixing clip -- Sub-starter switch harness of starter			
	1-09709-178-0		01	AB Inner diameter =9 Length =6
2 3 0	Fixing clip -- frame crossbeam harness			
	9-09917-430-0		02	AB Inner diameter =20 Length =150
2 3 1	Hoop band-- Oil pressure sensor harness			
	1-09707-162-1		01	AB Length = 180
2 3 5	Hoop band-- Speed sensor wiring harness			
	1-09700-432-0		01	AB (B) Inner diameter =6
	5-09707-030-1		01	AB (A) Length = 250

8-15		Wiring harness mounting fixture			
Figure No.		Recommended specifications / part name			
SN	Isuzu Figure No.	QingLing Figure No.	Let/Right	Quantity	Model used /Apply to/Precautions
					A 6HK1 Standard Engine (65L) B 6HK1 Supercharged Engine (80L)
2 3 9	Bolt – Grounding				
	0-20800-508-0		01 AB	(A) M5X8	
	8-97086-822-0		02 AB	(B) M6X14 with flat washer	
	8-97087-055-0		01 AB	(C) M8X16 With lock flat washer	
2 9 4	Nut				
	0-91150-106-0		01 AB	(B) M6 With Convex edge	
	0-91150-108-0		02 AB	(A) M8 With Convex edge	
3 0 4	Bolt – Engine harness clip				
	0-28080-812-0		05 AB	6HK1 Nov-Euro II Emission System M8X12 With Convex edge	
3 0 5	Fixing clip -- Engine wiring harness				
	5-09707-031-1		01 AB	(B) Length = 40	
	5-09707-031-1		04 AB	Nov-Euro II Emission System 6HK1 Euro II Emission System (B) Length = 40	
	5-09707-030-1		02 AB	6HK1 Euro II Emission System (A) Length = 250	
	5-09707-030-1		06 AB	6HK1 Euro II Emission System (A) Length = 250	
	5-09700-293-1		03 AB	6HK1 Nov-Euro II Emission System (E) Length = 35 Inner diameter =29 Length =18	

Wiring harness mounting fixture

8-15

Figure No.

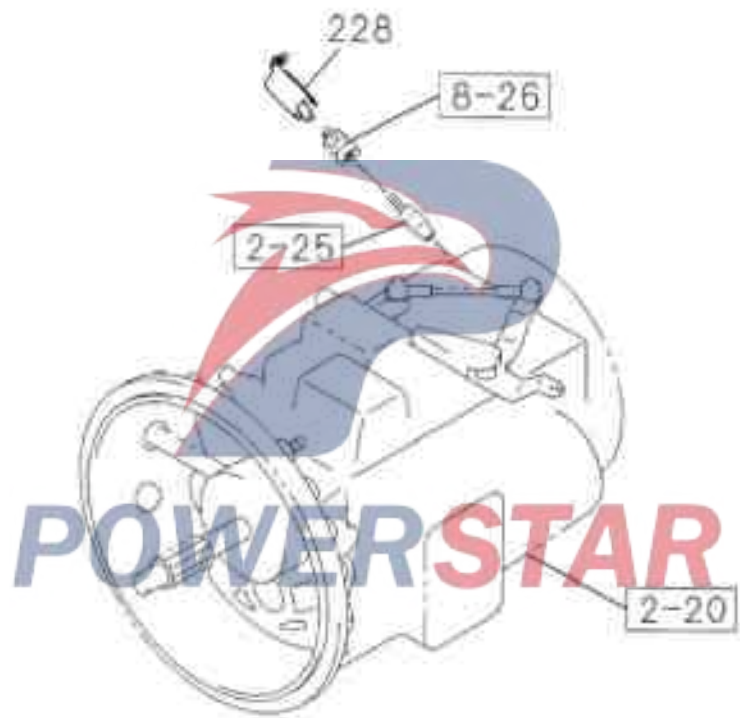
SN	Recommended specifications / part name				Model used /Apply to/Precautions
	Isuzu Figure No.	QingLing Figure No.	Let/Right	Quantity	
					A 6HK1 Standard Engine (65L) B 6HK1 Supercharged Engine (80L)
3 0 5	Wire clip – engine harness				
	8-94225-185-0		01	AB	6HK1 Supercharged engine (80L) Nov-Euro II Emission System (C) Inner diameter =18
	9-09525-035-0		01	AB	6HK1 Supercharged engine (80L) Nov-Euro II Emission System (D) Inner diameter = 11 Length = 20
3 1 2	Bracket – wire clip				
	1-82699-109-0		01	AB	
3 1 3	Bolt – Bracket				
	0-28680-620-0		01	AB	M6 X 20 Reel China
3 3 5	Bracket -- Connector				
	1-82698-167-0		01	AB	
4 2 1	Fixing clip -- Floor wiring harness				
	1-09987-246-2		01	AB	
4 7 0	Fixing clip -- License plate light wiring harness				
	1-09709-178-0		01	AB	Outer diameter = 9 Height = 6
5 0 3	Connector				
	1-82690-668-0		02	AB	
5 1 0	Washer nu – Self-tapping screw				
	8-94222-314-0		01	AB	Euro II Emission System Square hole =9×9 Length =8 M6
5 1 3	Paste tape -- wiring harness				
	1-72498-022-0		02	AB	100X40
5 1 6	Bolt – Wiring harness				
	8-94279-201-0		02	AB	M6 X 16 With spring washer with flat washer China
5 2 0	Flat Washers – ground wire				
	1-09503-264-0		01	AB	Inner diameter =8.4

8-15		Wiring harness mounting fixture				
Figure No.						
SN	Recommended specifications / part name					
	Isuzu Figure No.	QingLing Figure No.	Left/Right	Quantity	Model used /Apply to/Precautions	
				A	6HK1 Standard Engine (65L)	
				B	6HK1 Supercharged Engine (80L)	
5 2 4	---	Nut - Wiring harness				
	0-91150-106-0			02	AB	
5 3 0	---	Sealing -- Harness				
	1-72498-019-0			06	AB	



Speedometer wiring harness

8-20
Figure No.



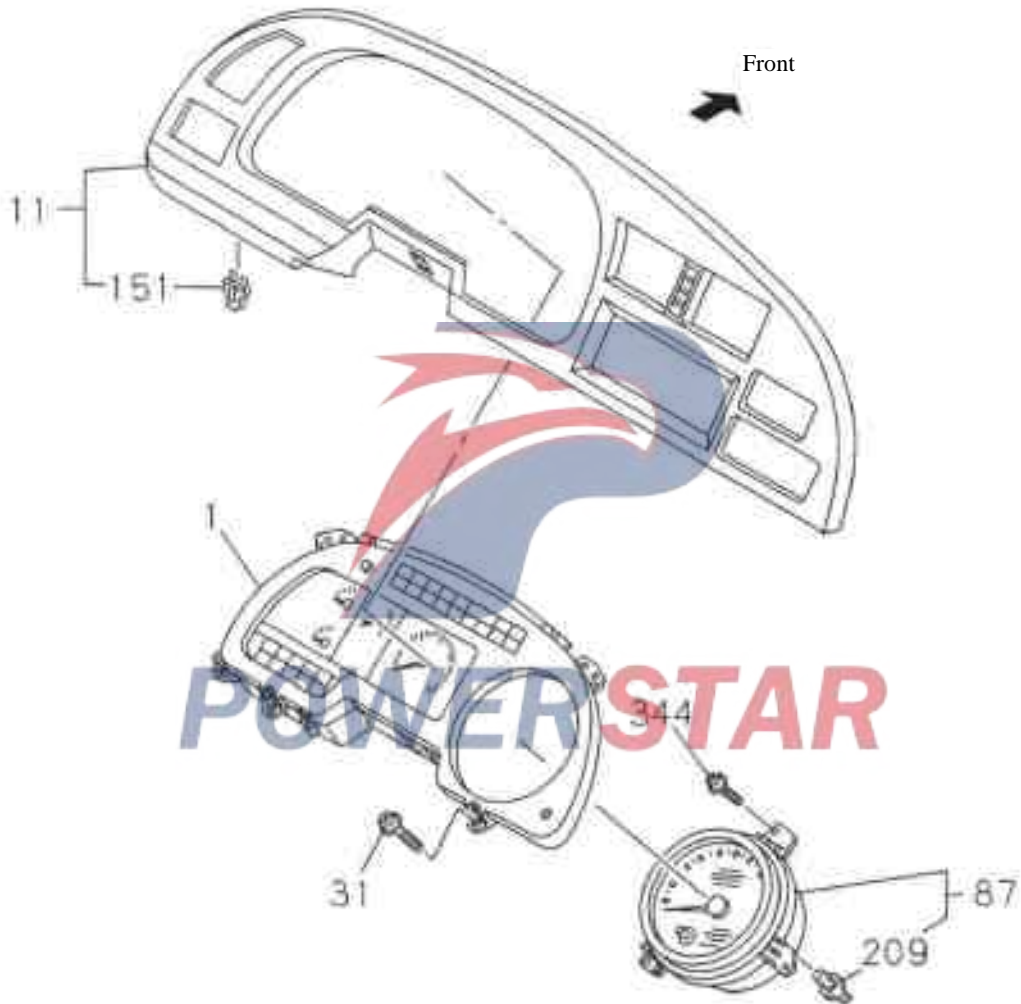
8-20		Speedometer wiring harness			
Figure No.					
SN	Recommended specifications / part name				
	Isuzu Figure No.	QingLing Figure No.	Left/Right	Quantity	Model used /Apply to/Precautions
					A 6HK1 Standard Engine (65L) B 6HK1 Supercharged Engine (80L)
2 2 8	--- Protective sheath -- sensor				
	8-97168-308-0		01	AB	MLD6Q M/T(X5J),MLD6A M/T(X5N)



POWERSTAR

Instrument assembly
Instrument and instrument surface cover assembly

8-21
Figure No.

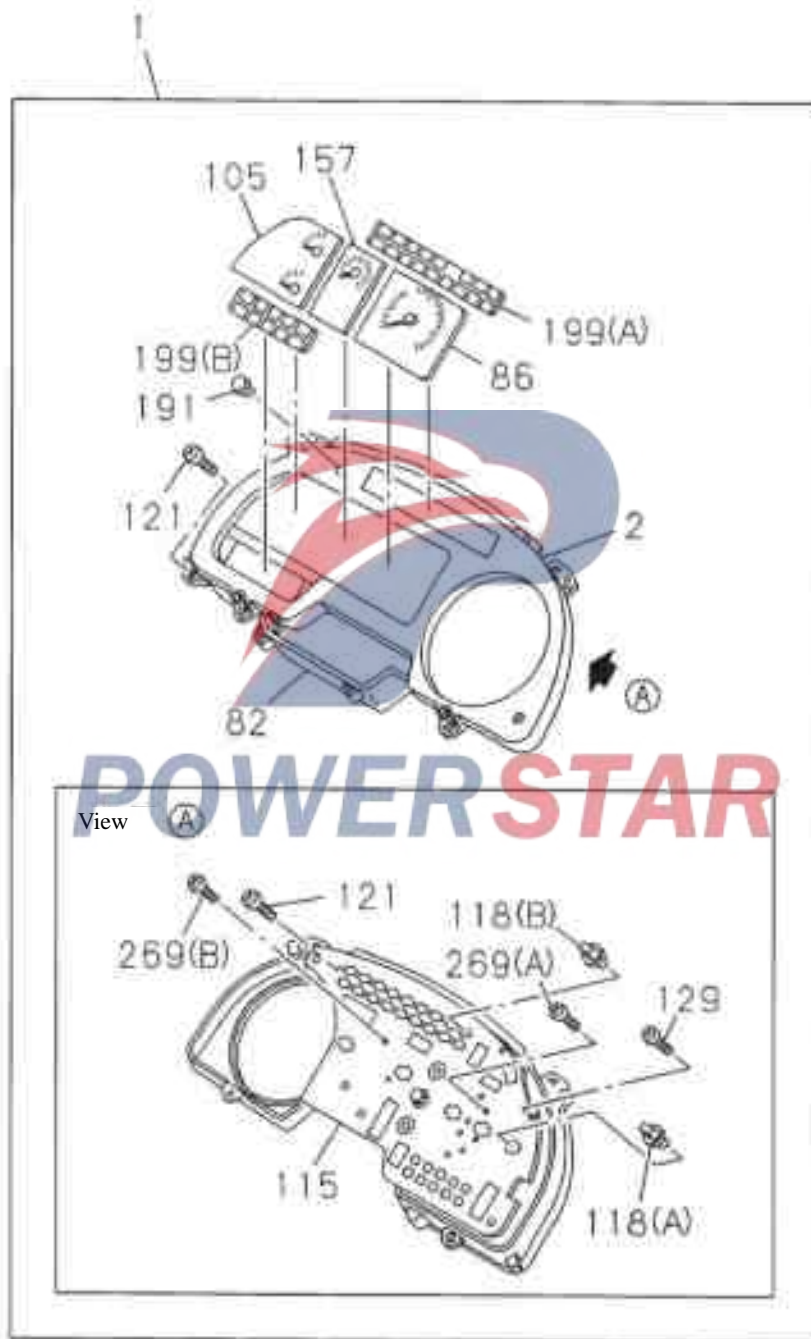


8-21

Instrument assembly

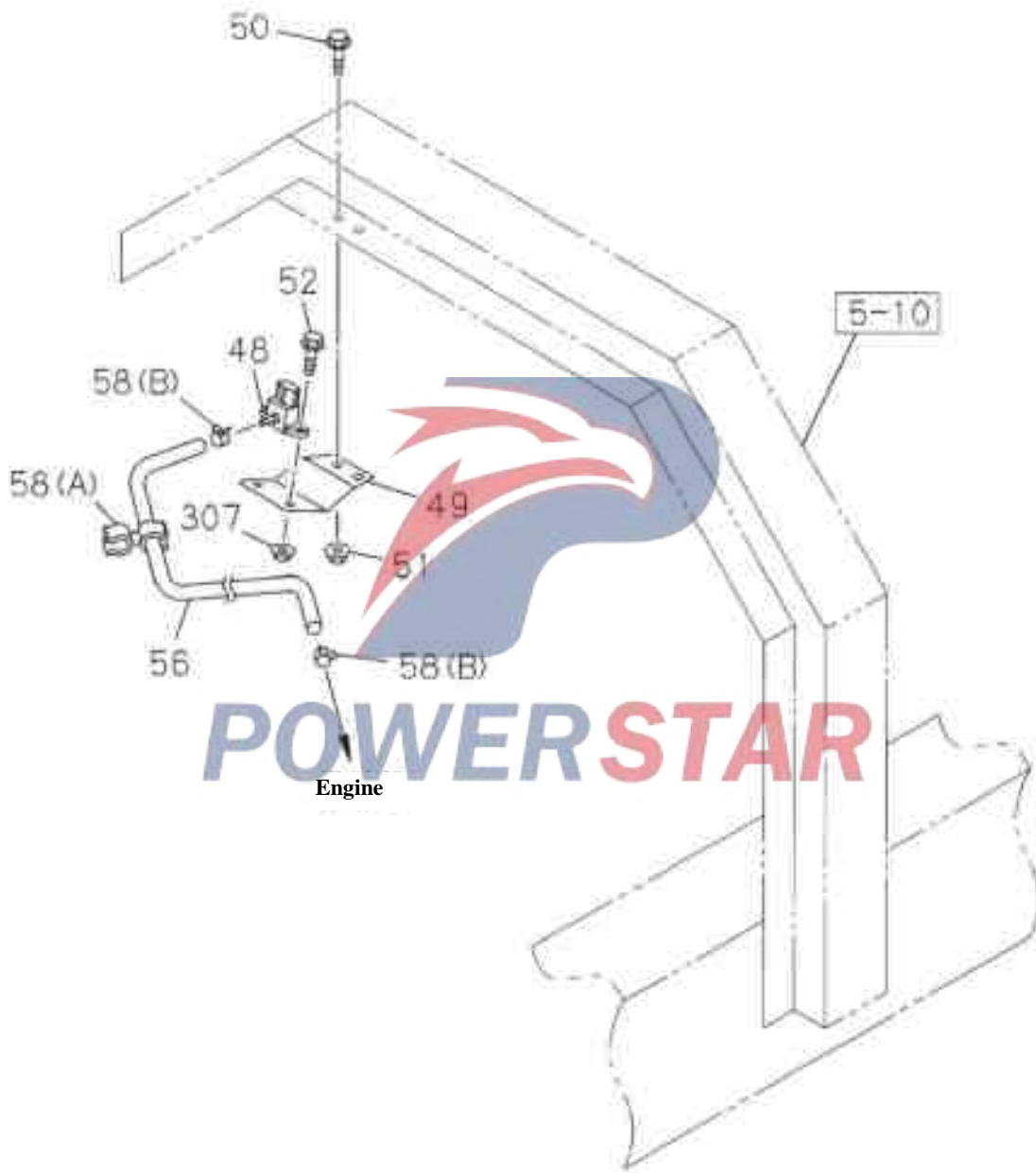
Figure No.

Instrument parts



Instrument assembly
Sensor and its mounting parts

8-21
Figure No.



8-21		Instrument assembly			
Figure No.		Recommended specifications / part name			
SN	Isuzu Figure No.	QingLing Figure No.	Left/Right	Quantity	Model used /Apply to/Precautions
					A
					Short Wheelbase Model (FVR6MC)
					Medium Wheelbase models (FVR6MF)
1	Combination meter				
	1-83115-543-0			01 AB	6HH1 Standard engine (85L)
				AB	6HK1 Engine boost (80L)
					Nov-Euro II Emission System China
	1-83115-794-1			01 AB	6HK1 Engine boost (80L)
					Euro II Emission System China
2	Dash board				
	1-83119-499-0			01 AB	China
1 1	Instrument surface cover assembly				
	1-72418-022-3	3801111-113		01 AB	Qing ling figure number is curved surface coating China
3 1	Screw -- Speedometers and Dashboards				
	0-74110-620-0			03 AB	M6X20 With flat washer
4 8	Sensor				
	1-81531-011-0			01 AB	6HK1 Engine boost (80L)
					Euro II Emission System
4 9	Bracket -- Sensor				
	1-47479-242-1			01 AB	6HK1 Engine boost (80L)
					Euro II Emission System
5 0	Bolt -- Installation				
	0-28680-820-0			02 AB	6HK1 Engine boost (80L)
					Euro II Emission System M8X20 Reel
5 1	Nut -- Installation				
	0-91150-108-0			02 AB	6HK1 Engine boost (80L)
					Euro II Emission System M8 Reel
5 2	Bolt --Sensor				
	0-28680-616-0			02 AB	6HK1 Engine boost (80L)
					Euro II Emission System M6X16 Reel
5 6	Hose				
	0-04240-400-0			01 AB	6HK1 Engine boost (80L)
					Euro II Emission System Length = 400

Instrument assembly

8-21

Figure No.

SN	Recommended specifications / part name				Model used /Apply to/Precautions
	Isuzu Figure No.	QingLing Figure No.	Let/Right	Quantity	
5 8 --- Pipe clamp					
	8-94155-469-0		01	AB	6HK1 Engine boost (80L) Euro II Emission System (A) Inner diameter = 8.3 or
	8-94246-958-0		02	AB	6HK1 Engine boost (80L) Euro II Emission System (B) Inner diameter =7.8
8 2 --- Instrument shell assembly					
	1-83119-432-0		01	AB	China
8 6 --- Engine tachometer					
	1-83120-718-0		01	AB	6HH1 Standard engine (65L) 6HK1 Engine boost (80L) Non-Euro II Emission System China
	1-83120-922-0		01	AB	6HK1 Engine boost (80L) Euro II Emission System China
8 7 --- Speedometer					
	1-83120-490-1		01	AB	China
1 0 5 --- Water temperature and fuel meter					
	1-83180-274-0		01	AB	China
1 1 5 --- Circuit Board - Meter					
	1-83189-304-0		01	AB	6HH1 Standard engine (65L) 6HK1 Engine boost (80L) Non-Euro II Emission System China
	1-83189-446-0		01	AB	6HK1 Engine boost (80L) Euro II Emission System China
1 1 8 --- Instrument indicator					
	1-82194-061-0		04	AB	(A) 24V 3W China
	1-82194-062-0		16	AB	6HH1 Standard engine (65L) 6HK1 Engine boost (80L) Non-Euro II Emission System (B) 24V 1.8W China

8-21		Instrument assembly			
Figure No.		Recommended specifications / part name			
SN	Isuzu Figure No.	QingLing Figure No.	Let/Right	Quantity	Model used /Apply to/Precautions
					A B
1 1 8	---	Instrument indicator			
	1-82194-062-0			26 AB	6HK1 Engine boost (80L) Euro II Emission System (B) 24V 1.8W China
1 2 1	---	Screw -- Dashboard installation			
	1-83119-442-0			08 AB	M4 Self-tapping China
1 2 9	---	Screw --Circuit board installation			
	1-83119-052-0			10 AB	M3 Self-tapping China
1 5 1	---	Fixing screws -- Instrument face shield			
	8-97217-066-0			10 AB	
1 5 7	---	Air pressure gauge			
	1-83150-167-0			01 AB	China
1 9 1	---	Indicator check button			
	1-83119-500-0			01 AB	China
1 9 9	---	Lamp cover -- meter indicator light			
	1-83119-526-0			01 AB	(A) China
	1-83119-435-0			01 AB	6HH1 Standard engine (65L) 6HK1 Engine boost (80L) Nov-Euro II Emission System (B) China
	1-83119-805-0			01 AB	6HK1 Engine boost (80L) Euro II Emission System (B) China
2 0 9	---	Lighting light - Speedometer			
	1-82194-061-0			02 AB	24V 3W China

Instrument assembly

8-21
Figure No.

Recommended specifications / part name					
SN	Isuzu Figure No.	QingLing Figure No.	Let/Right	Quantity	Model used /Apply to/Precautions
					A Short Wheelbase Model (FVR6MC) B Medium Wheelbase models (FVR6MF)
2 6 9	Screw – meter				
	1-83119-441-0			06 AB	(A) M3 China
	1-83119-439-0			03 AB	6HH1 Standard engine (5L) 6HK1 Engine boost (5L) Non-Euro II Emission System
	1-83119-439-0			04 AB	(B) M3 China 6HK1 Engine boost (5L) Euro II Emission System
3 0 7	Nut				
	0-91150-106-0			02 AB	6HK1 Engine boost (5L) Euro II Emission System M6 Reel
3 4 4	Screw -- Speedometer				
	0-74110-620-0			03 AB	M6X20 With waterproof flat washers

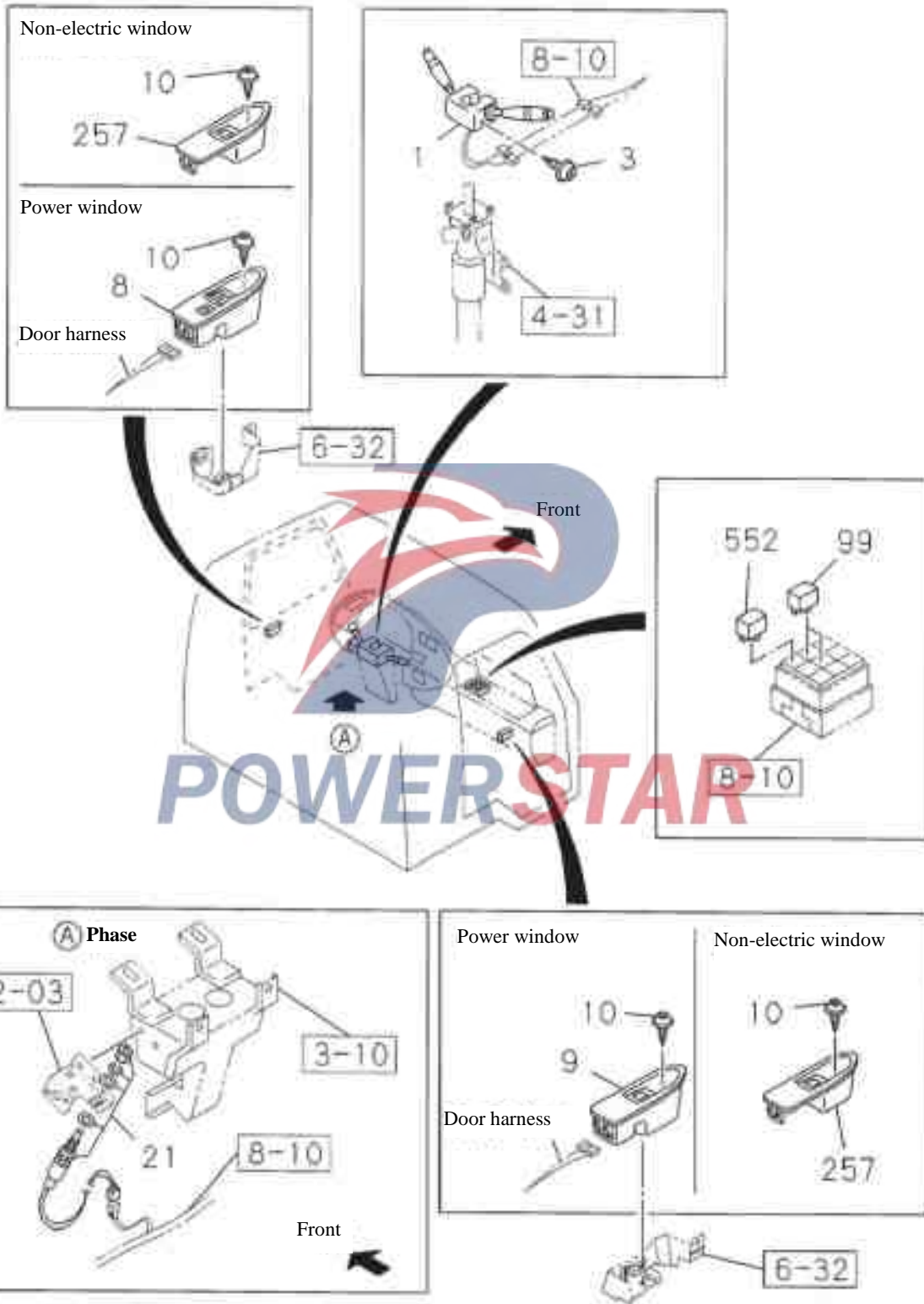
POWERSTAR

8-25

Switches and Relays -- Dashboards

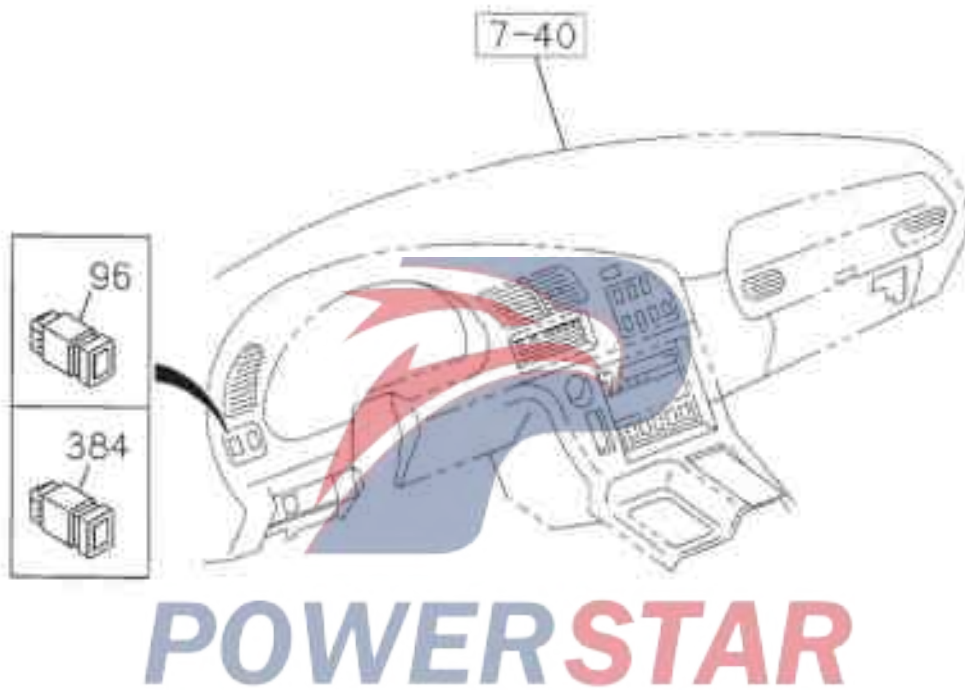
Figure No.

Combination Switch Power Window Clutch Switch



Switches and Relays -- Dashboards
Fog lights and idling electric control switch

8-25
Figure No.

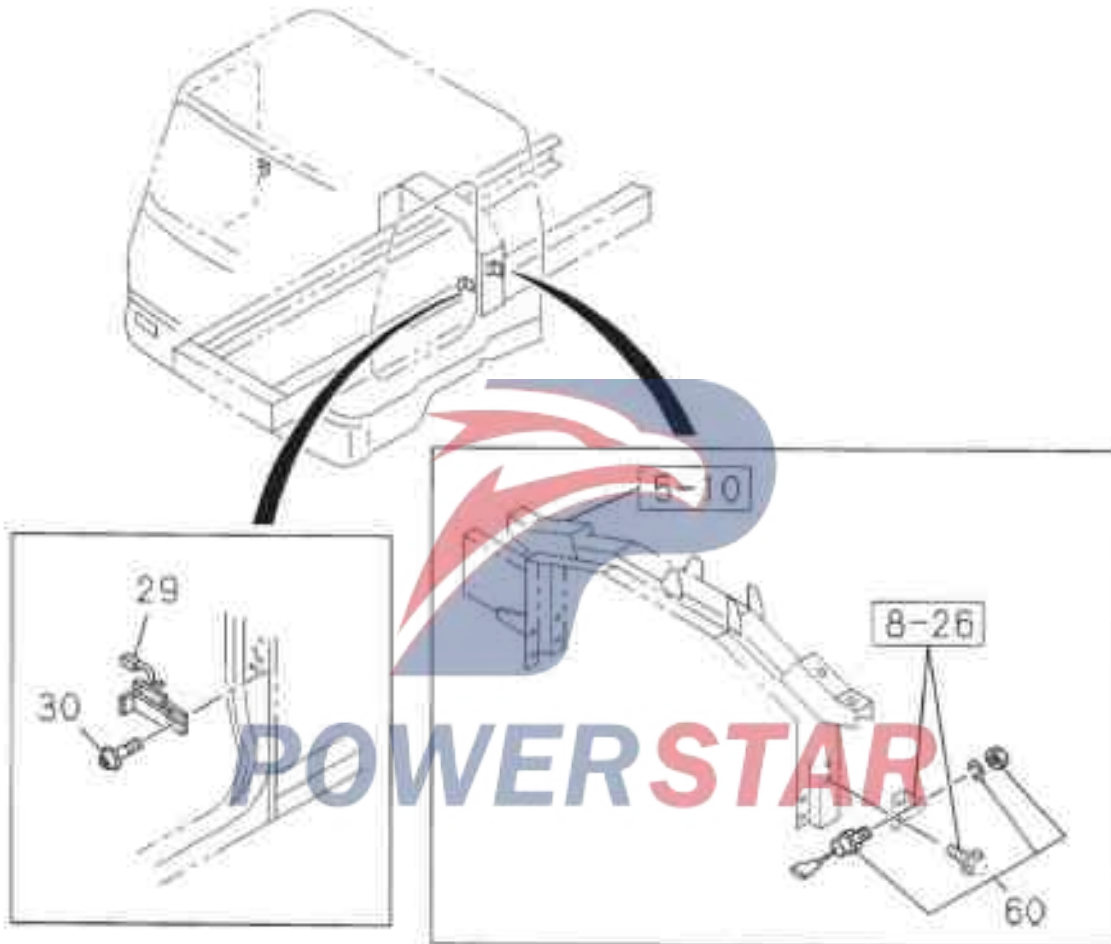


8-25

Switches and Relays -- Dashboards

Figure No.

Door and ignition auxiliary switch



Switches and Relays -- Dashboards

8-25
Figure No.

SN	Recommended specifications / part name				Quantity	Left/Right	Model used /Apply to/Precautions	
	Isuzu Figure No.	QingLing Figure No.					A	B
1	Combination switch							
	1-82360-654-0	3774010-113		01	AB		China	
3	Screw -- Combination Switch							Euro II Emission System
	0-74105-512-0			04	AB		M5X12	
8	Electric window switch							
	1-82360-157-3			01	AB		Power window Driver side	
9	Electric window switch							
	1-82380-158-3			01	AB		Power window Front row occupant side	
10	Screw --Electric window switch							
	0-74310-516-0			02	AB		M5X16 With flat washer China	
21	Clutch switch							
	1-82360-114-2			01	AB		6HH1 Standard engine (65L) 6HK1 Engine boost (80L) Non-Euro II Emission System	
	1-82440						6HK1 Engine boost (80L) Euro II Emission System	
29	Door switch							
	0-97855-032-2			01	AB		China	
30	Screw -- Door Switch							
	1-09981-536-1			01	AB		M5X11	
60	Ignition auxiliary switch							
	1-82380-107-1			01	AB			
96	Fog light switch							
	1-82340-676-0			01	AB			
99	Relays -- Fog Light							
	0-97062-815-1			02	AB			

8-25		Switches and Relays -- Dashboards				
Figure No.		Recommended specifications / part name				
SN	Isuzu Figure No.	QingLing Figure No.	Left/Right	Quantity	Model used /Apply to/Precautions	
					A	B
2 5 7	--- Switch hole box					
	1-82389-012-2		L	01	AB	Non-Euro II Emission System
	1-82389-011-2		R	01	AB	Non-Euro II Emission System
3 8 4	--- Idle speed electronic control switch					
	1-82350-213-0			01	AB	6HK1 Engine boost (80L) Euro II Emission System
5 5 2	--- Relays -- Cigarette lighter					
	8-97062-815-1			01	AB	

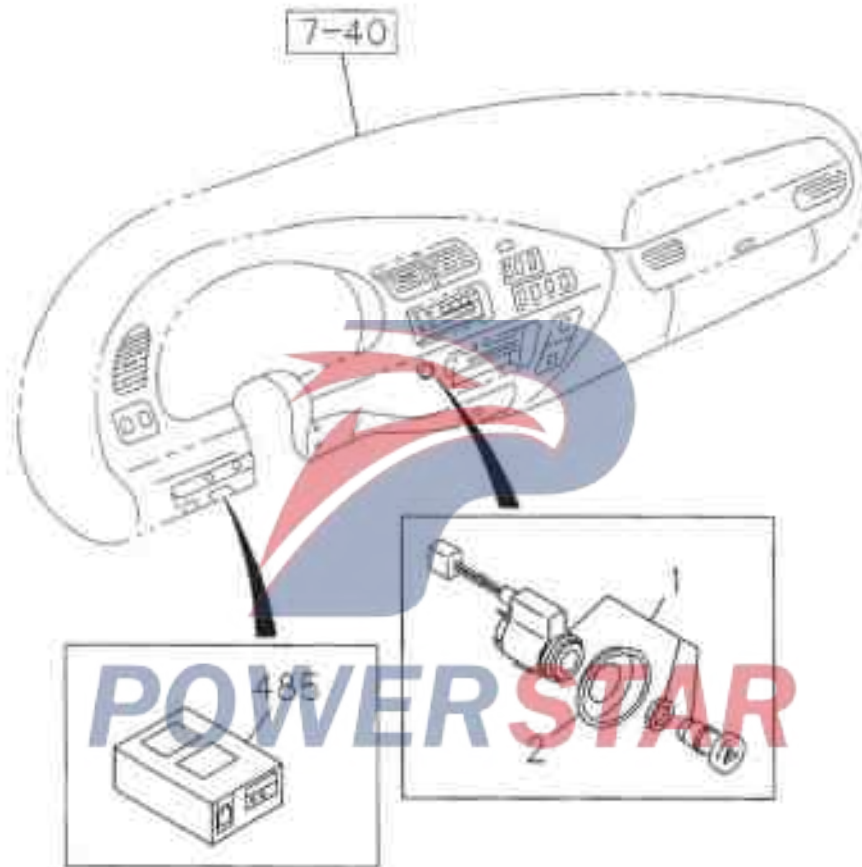


POWERSTAR

Electronic control and other components
Cigarette lighter and speed sensor controller

8-26

Figure No.



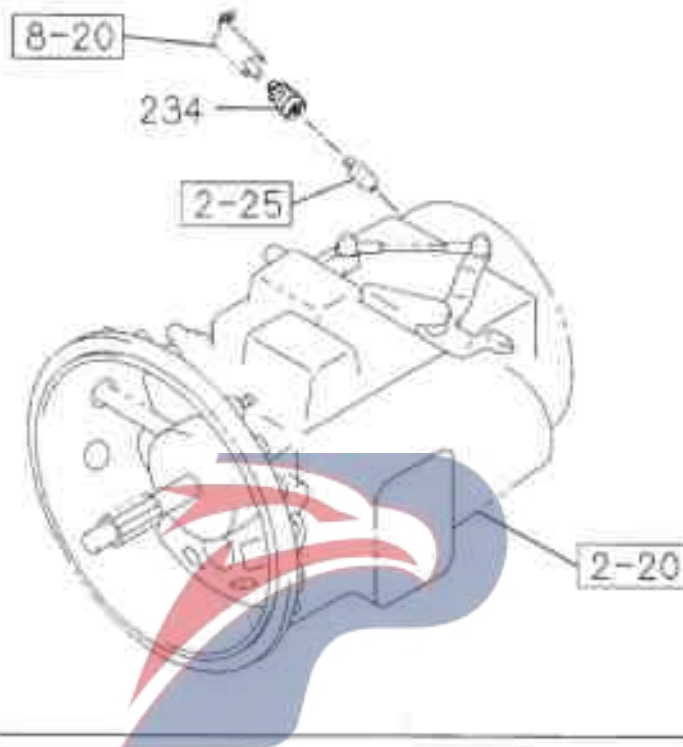
8-26

Electronic control and other components

Figure No.

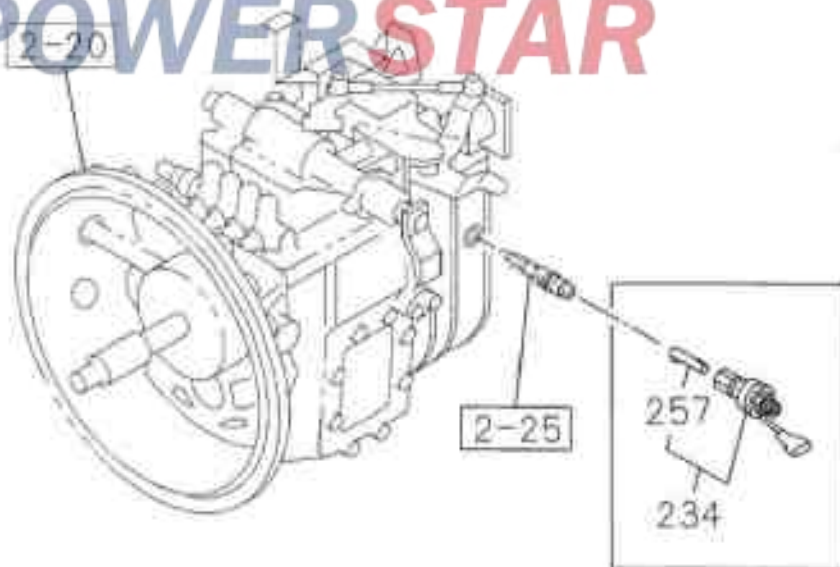
Speed sensor

MLD6Q, MLD6A M/T



MRB6P M/T

POWERSTAR

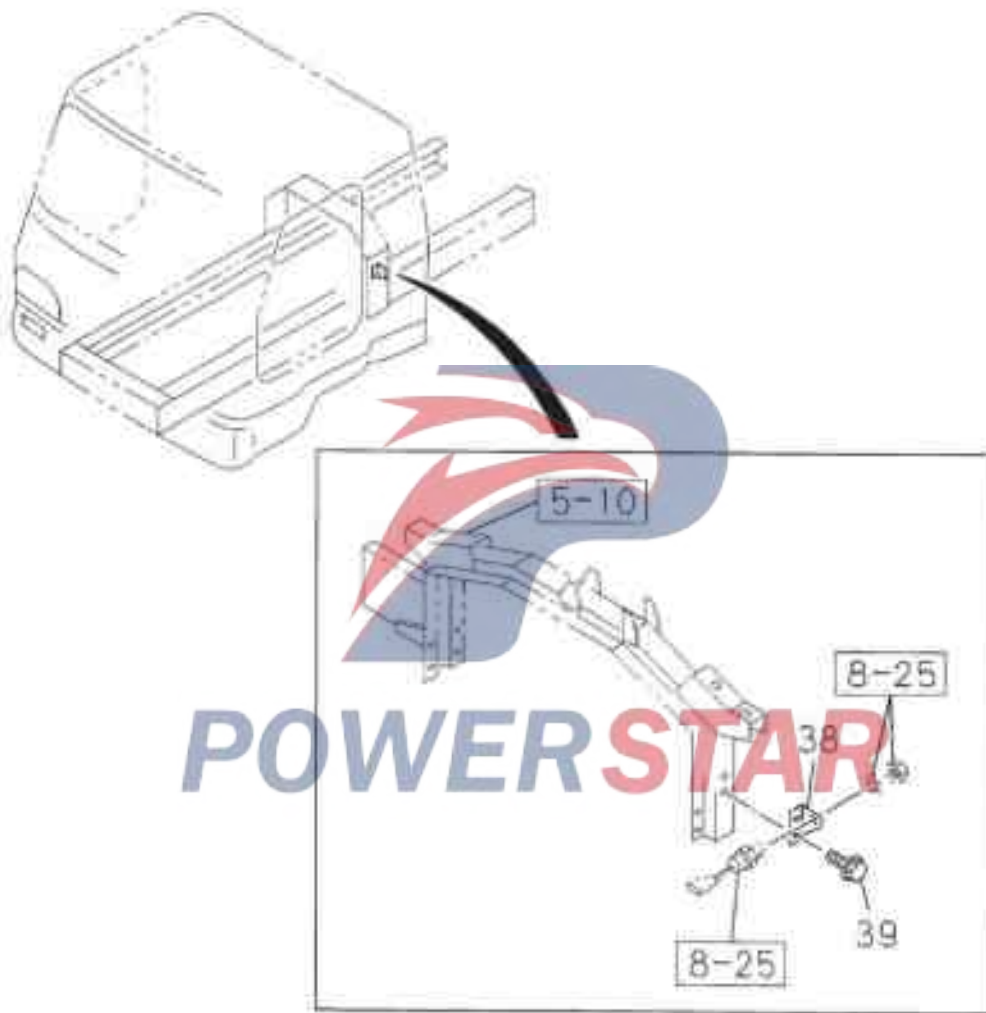


Electronic control and other components

8-26

Ignition auxiliary switch bracket

Figure No.



8-26		Electronic control and other components			
Figure No.		Recommended specifications / part name			
SN	Isuzu Figure No.	QingLing Figure No.	Left/Right	Quantity	Model used /Apply to/Precautions
					A Short Wheelbase Model (FVR6MC)
1	---	Cigarette lighter			
	8-97054-970-1			01	AB
2	---	Ashtray			
	1-73998-883-2			01	AB
3 8	---	Bracket - ignition auxiliary switch			
	1-82698-232-0			01	AB
3 9	---	Bolt - Ignition auxiliary switch bracket			
	0-28680-825-0			02	AB MBX25 Reel
2 3 4	---	Speed sensor			
	1-80240-001-0			01	AB MLD5Q M/T(X5J),MLD5A M/T(X5N)
	1-80240-007-1			01	AB MRB6P M/T(Y4P)
2 5 7	---	Pin - Speed Sensor			
	1-80249-002-0			01	AB MRB6P M/T(Y4P)
4 8 5	---	Speed sensor controller			
	1-80190-038-1			01	AB

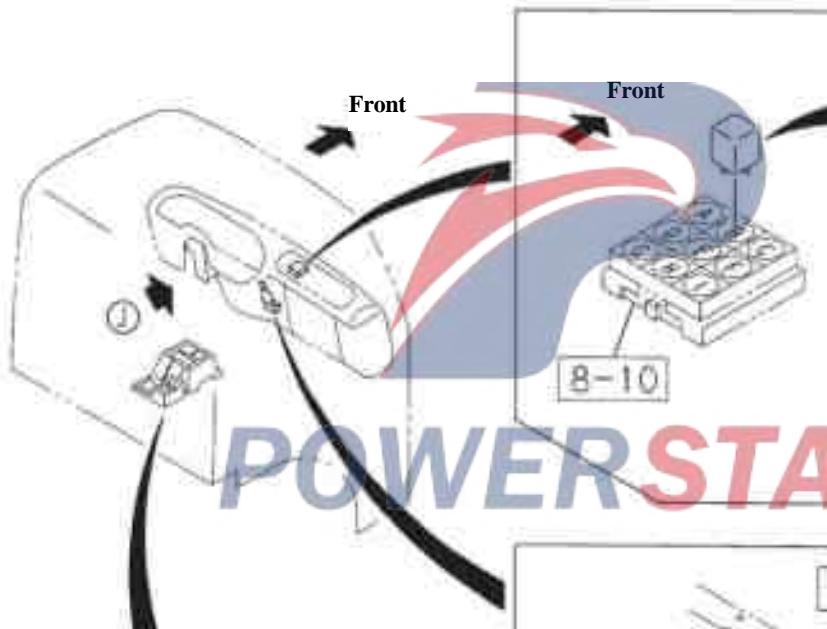
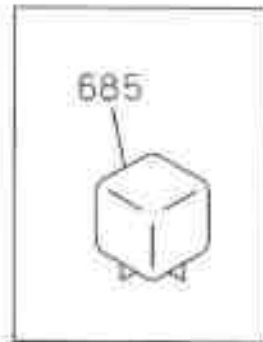
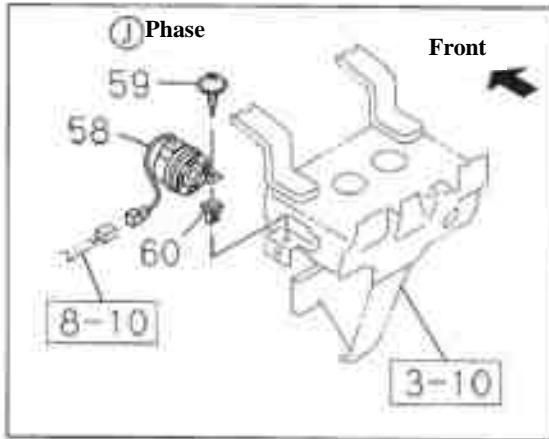


Chassis electrical

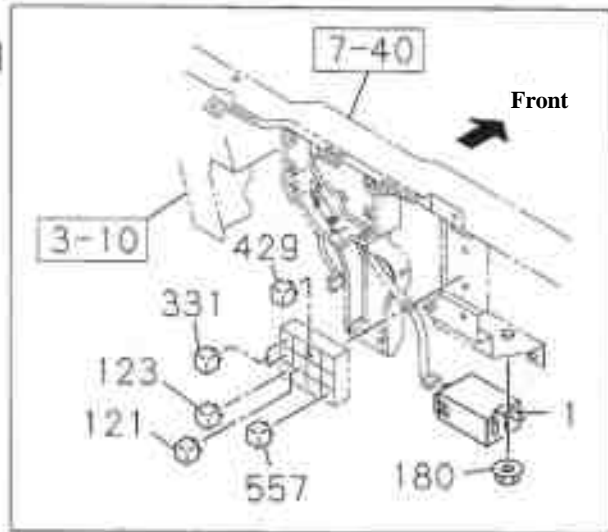
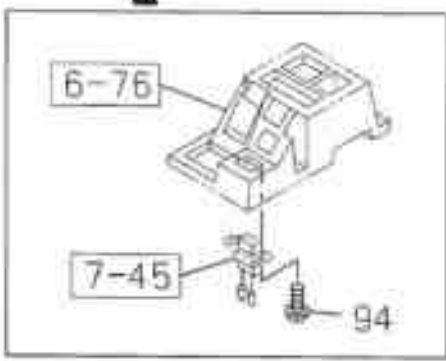
8-28

Relays Flasher and Alarm Buzzer

Figure No.



	SN
(A)	367
(H)	24
(C)	25
(D)	-
(E)	24
(F)	22
(G)	-
(I)	29
(L)	226

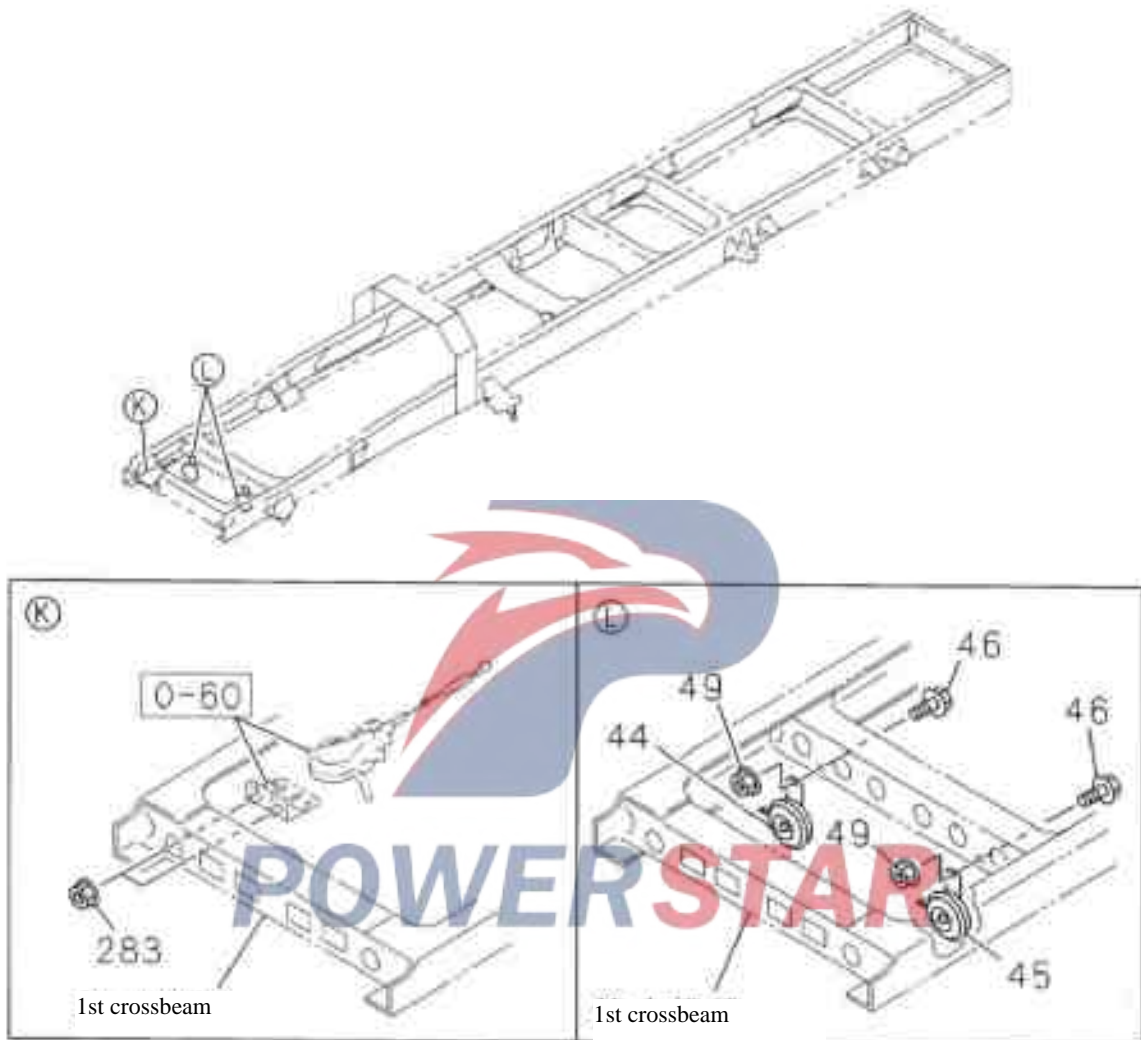


8-28

Chassis electrical

Figure No.

Speaker and other components



Chassis electrical

8-28

Figure No.

SN	Recommended specifications / part name				Model used /Apply to/Precautions
	Isuzu Figure No.	QingLing Figure No.	Left/Right	Quantity	
1	- B -	Flasher			
	1-83470-060-0			01	AB
2 2	- - - -	Relays -- Parking light			
	8-97062-815-1			01	AB
2 4	- - - -	Relays -- Headlights			
	8-97062-815-1			02	AB
2 5	- - - -	Relays -- Taillights			
	8-97062-815-1			01	AB
2 9	- - - -	Relays --Horn			
	8-97062-815-1			01	AB
4 4	- - - -	High-pitched speaker			
	1-83410-061-1			01	AB
4 5	- - - -	Bass speaker			
	1-83410-062-1			01	AB
4 6	- - - -	Bolt – Speaker			
	0-28680-825-0			02	AB
					M 8 X 25 Reel
4 9	- - - -	Nut – Speaker			
	0-91150-108-0			02	AB
					M X 8 Reel
5 8	- - - -	Buzzer - Air Pressure Alarm			
	1-83460-074-1			01	AB
5 9	- - - -	Screw -- buzzer			
	0-74310-516-0			01	AB
					M 5 X 16 with flat washer China
6 0	- - - -	Washer nut -- Buzzer screw			
	8-94279-078-0			01	AB
					Outer diameter = 8×8 Length =7 M5 China

8-28		Chassis electrical			
Figure No.		Recommended specifications / part name			
SN	Isuzu Figure No.	QingLing Figure No.	Left/Right	Quantity	Model used /Apply to/Precautions
					A Short Wheelbase Model (FVR6MC) B Medium Wheelbase models (FVR6MF)
9 4	---	Screw -- Sockets			
	0-74110-510-0			02 AB	M5 X 10 Waterproof
1 2 1	---	Relays --Parking brake			
	8-97062-815-1			01 AB	
1 2 3	---	Relays -- Warming wind machine			
	8-97062-815-1			01 AB	
1 8 0	---	Nut -- Flasher			
	0-91150-106-0			01 AB	M6 Reel
2 2 6	---	Relays -- Exhaust brake			
	8-97062-815-1			01 AB	
2 8 3	---	Nuts --Bracket			
	0-91150-108-0			02 AB	6HH1 Standard engine (65L) 6HK1 Engine boost (80L) Non-Euro II Emission System M8 Reel
3 3 1	---	Relays -- Air conditioning			
	8-97062-815-1			02 AB	Manual air conditioning
3 6 7	---	Relays -- Blank			
	8-97062-815-1			01 AB	
3 8 6	---	Hoop band-- wiring harness			
	5-09707-030-1			03 AB	Length = 250
4 2 9	---	Relays -- Engine go out			
	8-97062-815-1			01 AB	Euro II Emission System
5 5 7	---	Relays -- Washing			
	8-97062-815-1			01 AB	Manual air conditioning

Chassis electrical

8-28

Figure No.

SN	Recommended specifications / part name			
	Isuzu Figure No.	QingLing Figure No.	Left/Right	Quantity
				Model used /Apply to/Precautions A Short Wheelbase Model (FVR6MC) B Medium Wheelbase models (FVR6MF)
6 8 5	--- Relays -- Brake lining alarm			
	8-97062-815-1		01	AB



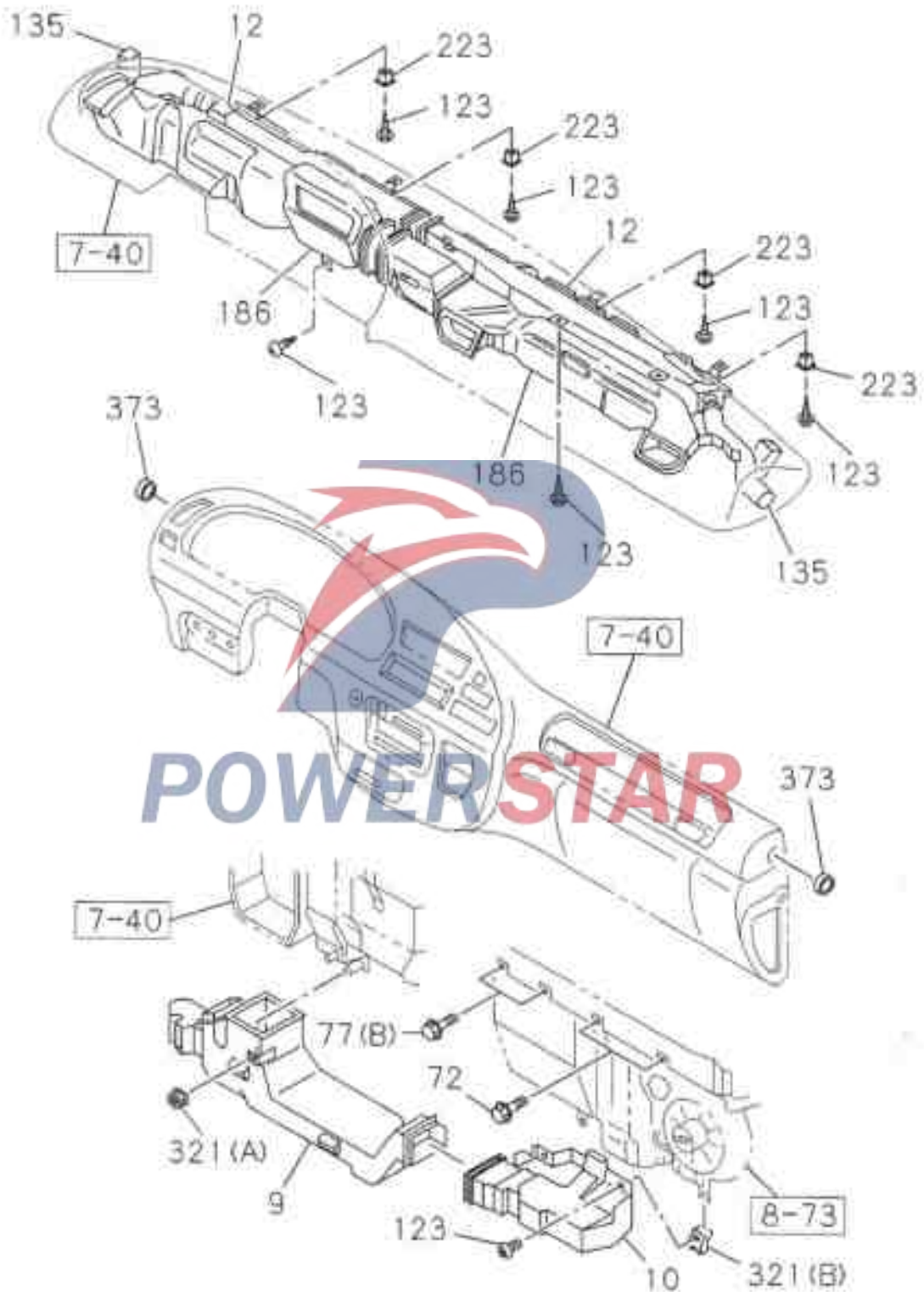
POWERSTAR

8-40

Warm wind system

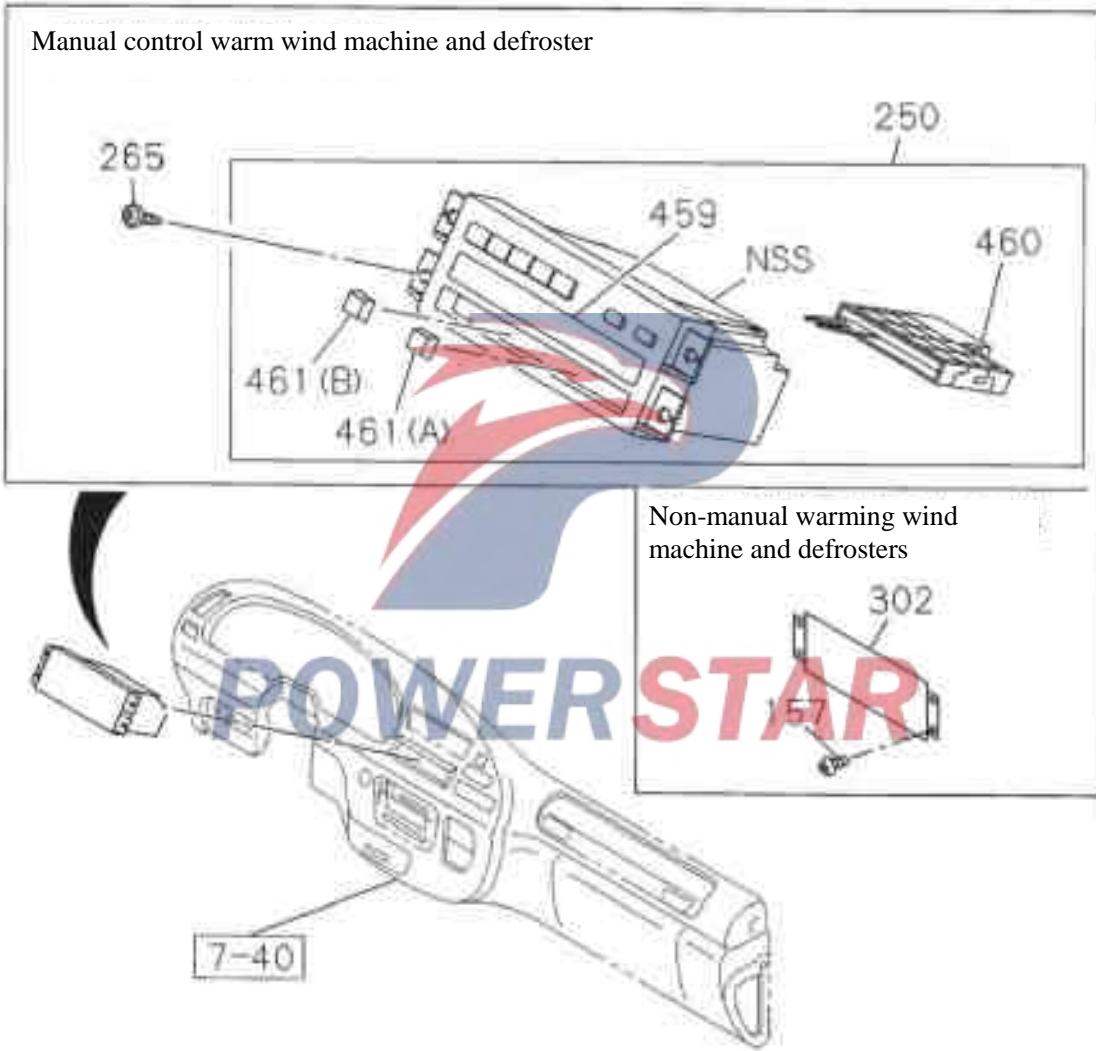
Figure No.

Air conditioning pipeline



Warm wind system
Air conditioning control panel

8-40
Figure No.

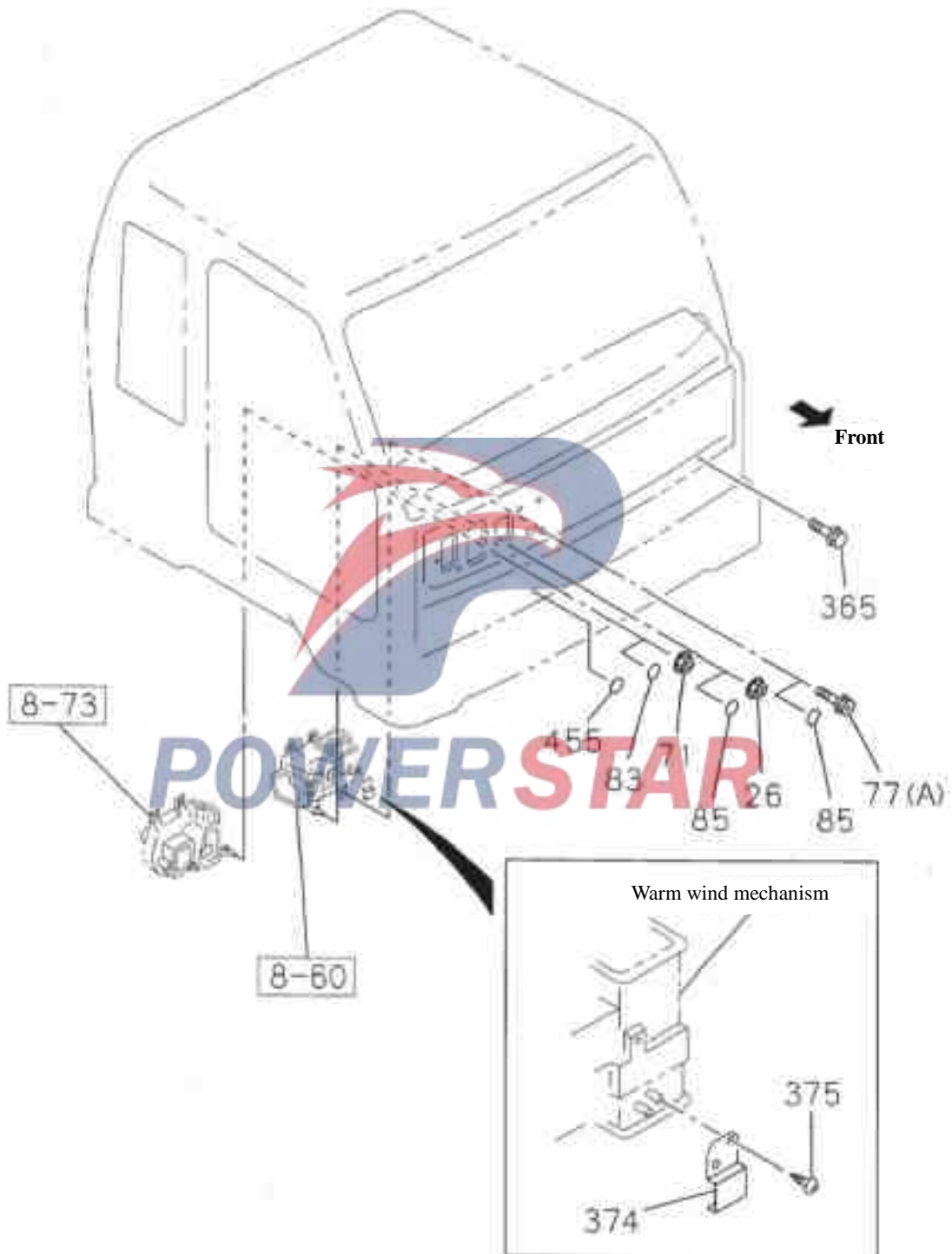


8-40

Warm wind system

Figure No.

Other components



Warm wind system						8-40
						Figure No.
SN	Recommended specifications / part name					
	Isuzu Figure No.	QingLing Figure No.	Left/Right	Quantity	Model used /Apply to/Precautions	
					A Short Wheelbase Model (FVR6MC) B Medium Wheelbase models (FVR6MF)	
9	Warm wind pipe -- Middle of cab floor					
	1-76378-431-1			01 AB	Manual control warm wind machine and defroster	
10	Warm wind pipe -- Cab bottom assistant driver side					
	1-76378-368-2			01 AB	Manual control warm wind machine and defroster	
12	Defrosting orifice					
	1-76378-360-2		L	01 AB	Manual control warm wind machine and defroster	
	1-76378-359-2		R	01 AB	Manual control warm wind machine and defroster	
26	Nut --Warming wind machine					
	1-09984-180-0			02 AB	M6 With plate waterproof	
71	Nut --Blower fixed in front sheet metal of cab					
	1-09984-180-0			04 AB	M6 With plate waterproof	
72	Nut --Blower					
	8-94279-201-0			02 AB	Manual control warm wind machine and defroster M6 X 16 With self-locking washers and flat washers China	
77	Bolt -- Warming wind machine					
	1-09980-598-1			02 AB	Manual control warm wind machine and defroster (A) M6 X 16	
	8-94279-201-0			02 AB	Manual control warm wind machine and defroster (B) M6 X 16 With self-locking washers and flat washers China	
83	Seal					
	1-76798-019-0			04 AB	Non-manual warming wind machine and defrosters Outer diameter = 25 black China	
85	Seal					
	1-76798-019-0			04 AB	Non-manual warming wind machine and defrosters Outer diameter = 25 black China	

8-40		Warm wind system			
Figure No.		Recommended specifications / part name			
SN	Isuzu Figure No.	QingLing Figure No.	Left/Right	Quantity	Model used /Apply to/Precautions
					A Short Wheelbase Model (FVR6MC)
1 2 3	---	Screw -- pipeline			
	B-94279-325-0			10	AB Manual control warm wind machine and defroster M5 X 14 China
1 3 5	---	Hose - Defrosting			
	1-76378-364-2		L	01	AB Manual control warm wind machine and defroster
	1-76378-363-2		R	01	AB Manual control warm wind machine and defroster
1 5 7	---	Screw			
	0-74110-620-0			01	AB Non-manual warming wind machine and defrosters M6 X 20 With flat washer and waterproof rubber pad
1 8 6	---	Ventilation duct			
	1-76378-362-4		L	01	AB Manual control warm wind machine and defroster
	1-76378-361-3		R	01	AB Manual control warm wind machine and defroster
2 2 3	---	Washer nu -- Screw			
	8-94279-084-2			04	AB Manual control warm wind machine and defroster
2 5 0	---	Air conditioning controller			
	1-83543-050-0			01	AB Manual control warm wind machine and defroster
2 6 5	---	Screw – air conditioning controller			
	0-74110-620-0			02	AB Manual control warm wind machine and defroster M6 X 20 With flat washer and waterproof rubber pad
3 0 2	---	Plugging cover -- air hole			
	1-72438-140-1			01	AB Non-manual warming wind machine and defrosters
3 2 1	---	Nut –Pipeline assembly			
	0-91150-106-0			01	AB Manual control warm wind machine and defroster (A) M6 Reel
	1-09984-150-0			01	AB Manual control warm wind machine and defroster (B)

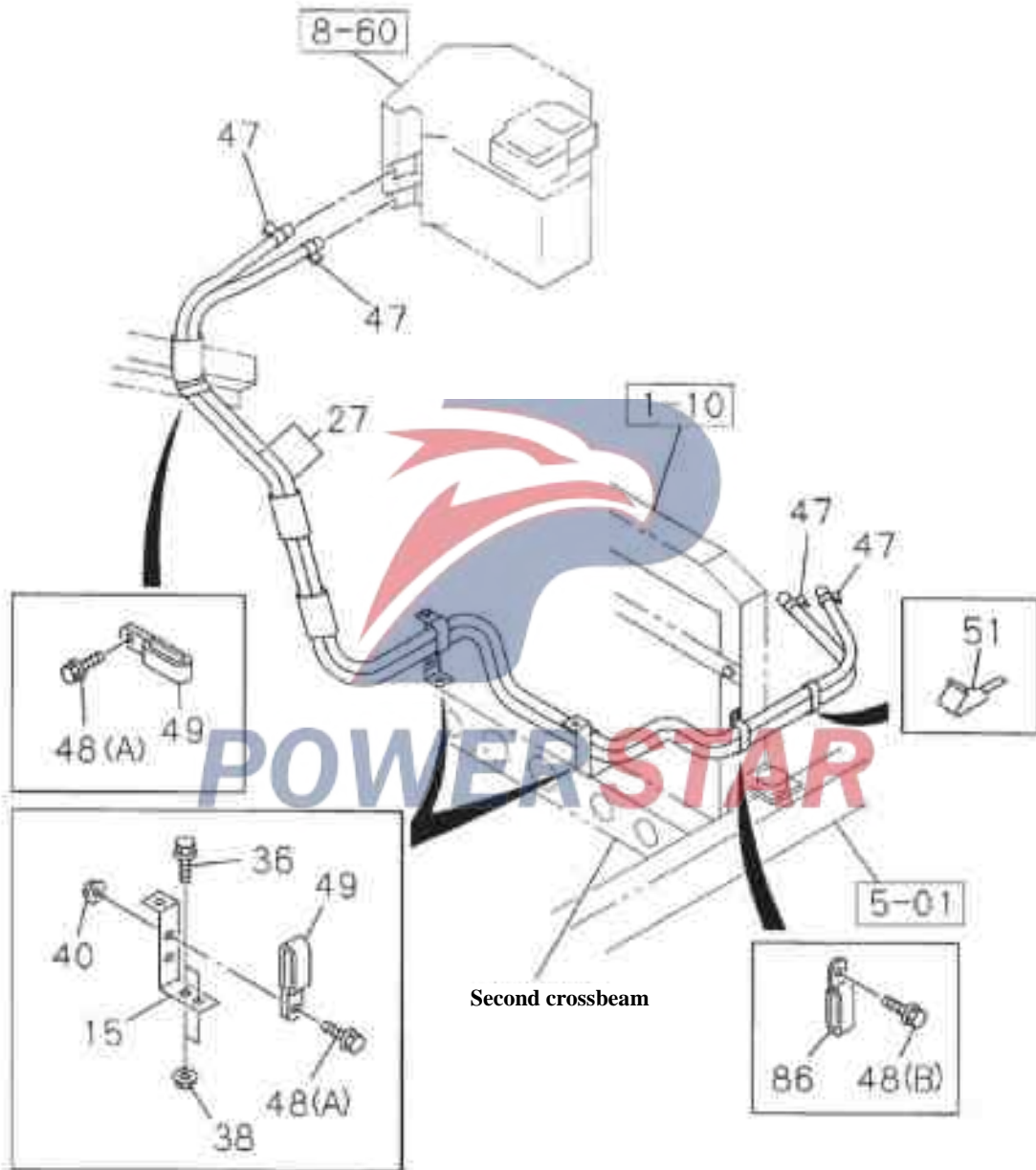
Warm wind system
8-40
Figure No.

SN	Recommended specifications / part name				Model used /Apply to/Precautions
	Isuzu Figure No.	QingLing Figure No.	Left/Right	Quantity	
3 6 5	Bolt –Sensor				5HK1 Supercharged engine Euro II Emission System M8X16 With spring washer and flat washer China
	8-94279-207-0		01	AB	
3 7 3	Rubber joint				
	1-76378-291-0		02	AB	
3 7 4	Retainer -- piping				
	1-76398-012-1	0106-	01	AB	Manual control warm wind machine and defroster China
3 7 5	Screw -- cage				
	8-94279-325-0	0106-	02	AB	Manual control warm wind machine and defroster M5 X 14 China
4 5 5	Seal				
	1-76798-019-0	0106-	01	AB	Non-manual warming wind machine and defrosters Outer diameter = 25 black China
4 5 9	Air conditioning control panel				
	1-83549-013-0	0106-	01	AB	Manual control warm wind
4 5 0	Air conditioning control switch				
	1-82489-006-0	0106-	01	AB	Manual control warm wind machine and defroster
4 6 1	Handle -- Air conditioning control switch				
	1-83549-015-0	0106-	01	AB	Manual control warm wind machine and defroster (B)
	1-83549-015-0	0106-	01	AB	Manual control warm wind machine and defroster (A)

8-45

Warm wind machine pipe

Figure No.



Second crossbeam

Warm wind machine pipe

8-45

Figure No.

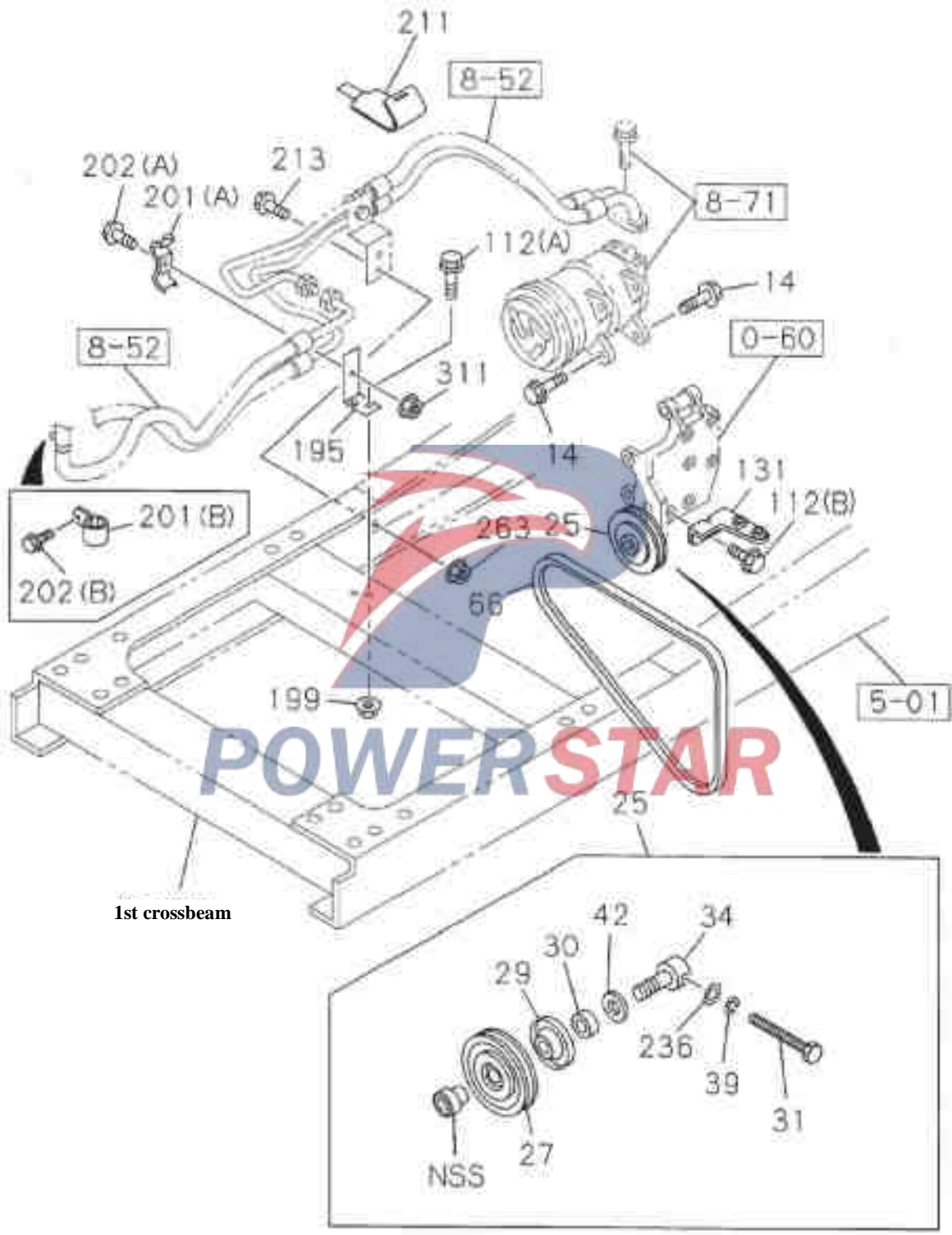
SN	Recommended specifications / part name				Model used /Apply to/Precautions
	Isuzu Figure No.	QingLing Figure No.	Left/Right	Quantity	
					A Short-wheel base chassis B Long-wheel base chassis
1 5	Bracket – Water pipe				
	1-83571-923-1		02	AB	
2 7	Water pipe -- warm wind machine to water pipe				
	1-83565-630-2		01	AB	6HK1 Heater and defroster: Manual air conditioning. Non-Euro II Emission System
	1-83565-737-0		01	AB	6HK1 Heater and defroster: Manual air conditioning. Non-Euro II Emission System
	1-83565-674-2		01	AB	6HK1 Heater and defroster: Manual air conditioning. Non-Euro II Emission System
	1-83565-768-0		01	AB	6HK1 Heater and defroster: Manual air conditioning. Non-Euro II Emission System
3 6	Bolt – Bracket				
	0-28680-825-0		04	AB	MBK25 with Convex edge
3 8	Nut – Bracket				
	0-91150-108-0		04	AB	MB with Convex edge
4 0	Nuts – Clip				
	0-91150-108-0		02	AB	Heater and defroster: Manual air conditioning. MB With Convex edge
	0-91150-108-0		01	AB	6HK1 Heater and defroster: Manual air conditioning. Non-Euro II Emission System MB With Convex edge
4 7	Pipe clamps - Water heater hoses				
	8-94382-401-0		04	AB	Heater and defroster: Manual air conditioning. Inner diameter =22
4 8	Bolt –Clips fixing				
	0-28680-820-0		02	AB	Heater and defroster: Manual air conditioning. (A) MBK20 With Convex edge

8-45		Warm wind machine pipe			
Figure No.		Recommended specifications / part name			
SN	Isuzu Figure No.	QingLing Figure No.	Left/Right	Quantity	Model used /Apply to/Precautions
					A Short-wheel base chassis B Long-wheel base chassis
4 8	---				Bolt --Clips fixing
	0-28680-825-0			02 AB	Heater and defroster: Manual air conditioning (A) M8X25 With Convex edge
	1-09980-498-0			01 AB	Heater and defroster: Manual air conditioning. (B) M8X16 With lock flat washer
	0-28680-820-0			01 AB	6HK1 Heater and defroster: Manual air conditioning. (A) M8X20 With Convex edge
4 9	---				Clip -- Warming wind machine water pipe
	1-09700-710-0			04 AB	Heater and defroster: Manual air conditioning. Inner diameter = 24&24 Length = 49
	1-09700-710-0			01 AB	6HK1 Heater and defroster: Manual air conditioning. Inner diameter = 24&24 Length = 49
5 1	---				Clip -- Warming wind machine water pipe
	1-83574-139-0			01 AB	Heater and defroster: Manual air conditioning. Length = 170
8 6	---				Clip -- Warming wind machine water pipe
	1-83571-049-1			01 AB	Heater and defroster: Manual air conditioning.

Air conditioning system – Front part

8-50

Figure No.



8-50		Air conditioning system – Front part			
Figure No.					
Recommended specifications / part name					
SN	Isuzu Figure No.	QingLing Figure No.	Left/Right	Quantity	Model used /Apply to/Precautions
					A B
1 4	Bolt – Compressor				
	0-28081-045-0			02	AB Manual air conditioning M10X45 with Convex edge
	0-28681-035-0			02	AB Manual air conditioning M10X35 with Convex edge
2 5	Pulleys assembly				
	8-94399-957-0	8100210-113		01	AB Manual air conditioning
2 7	Pulleys -- Air conditioning				
	1-83579-116-0			01	AB Manual air conditioning
2 9	Dust cover -- Pulley				
	9-13369-603-0			01	AB Manual air conditioning
3 0	Bushing -- Pulley				
	1-83579-144-0			01	AB Manual air conditioning
3 1	Adjusting Bolt - Pulley				
	1-83579-143-0			01	AB Manual air conditioning
3 4	Idler shaft -- Pulley				
	1-83579-236-0			01	AB Manual air conditioning
3 9	Lock washers -- Adjusting bolts				
	9-09150-608-0			01	AB Manual air conditioning Inner diameter =8
4 2	Washer -- Pulley				
	8-97014-636-0			01	AB Manual air conditioning
6 6	Belt -- Air conditioning compressor				
	1-13671-256-0			01	AB 6HH1 Manual air conditioning Length = 1082
	8-94395-172-0			01	AB 6HK1 Manual air conditioning Length = 1110
1 1 2	Bolt – Bracket				
	0-28080-816-0			02	AB Manual air conditioning (B) M8X16 with Convex edge
	0-28680-825-0			02	AB Manual air conditioning (A) M8X25 with Convex edge


Air conditioning system – Front part

8-50

Figure No.

SN	Recommended specifications / part name				
	Isuzu Figure No.	QingLing Figure No.	Left/Right	Quantity	Model used /Apply to/Precautions
					A Short-wheel base chassis B Long -wheel base chassis
1 3 1	Bracket - Compressor bracket				
	8-94393-451-0			01 AB	Manual air conditioning
1 9 5	Bracket - Pipe clamp				
	1-83571-896-0	8111011-113		01 AB	Manual air conditioning
1 9 9	Nut				
	0-91150-108-0			02 AB	Manual air conditioning WB With Convex edge
2 0 1	Hose clamp -- Compressor to evaporator				
	1-83574-190-0	8111041-113		01 AB	Manual air conditioning (A) Inner diameter =12.2 & 16.2
	9-09525-836-0			01 AB	Manual air conditioning (B) Inner diameter =19 Length =20
2 0 2	Bolt –Hose clamp				
	0-28680-820-0			01 AB	Manual air conditioning (A) M8X20 With Convex edge
	0-28680-825-0			01 AB	Manual air conditioning (B) M8X25 With Convex edge
2 1 1	Clip -- Hose				
	1-83574-139-0	8111021-113		01 AB	Manual air conditioning Length =170
2 1 3	Bolt – Hose to compressor				
	0-28680-825-0			02 AB	Manual air conditioning M8X25 With Convex edge
	0-28681-035-0			01 AB	Manual air conditioning M10X35 With Convex edge
2 3 6	Flat Washers -- Adjusting Bolt				
	1-09503-216-0			01 AB	Manual air conditioning
2 6 3	Nut – Hose				
	0-91150-108-0			02 AB	Manual air conditioning WB With Convex edge

8-50		Air conditioning system – Front part			
Figure No.		Recommended specifications / part name			
SN	Isuzu Figure No.	QingLing Figure No.	Let/Right	Quantity	Model used /Apply to/Precautions
					A Short-wheel base chassis B Long -wheel base chassis
3 1 1	---	Nut – Hose clips			
	0-91150-108-0			01	AB Manual air conditioning MB With Convex edge



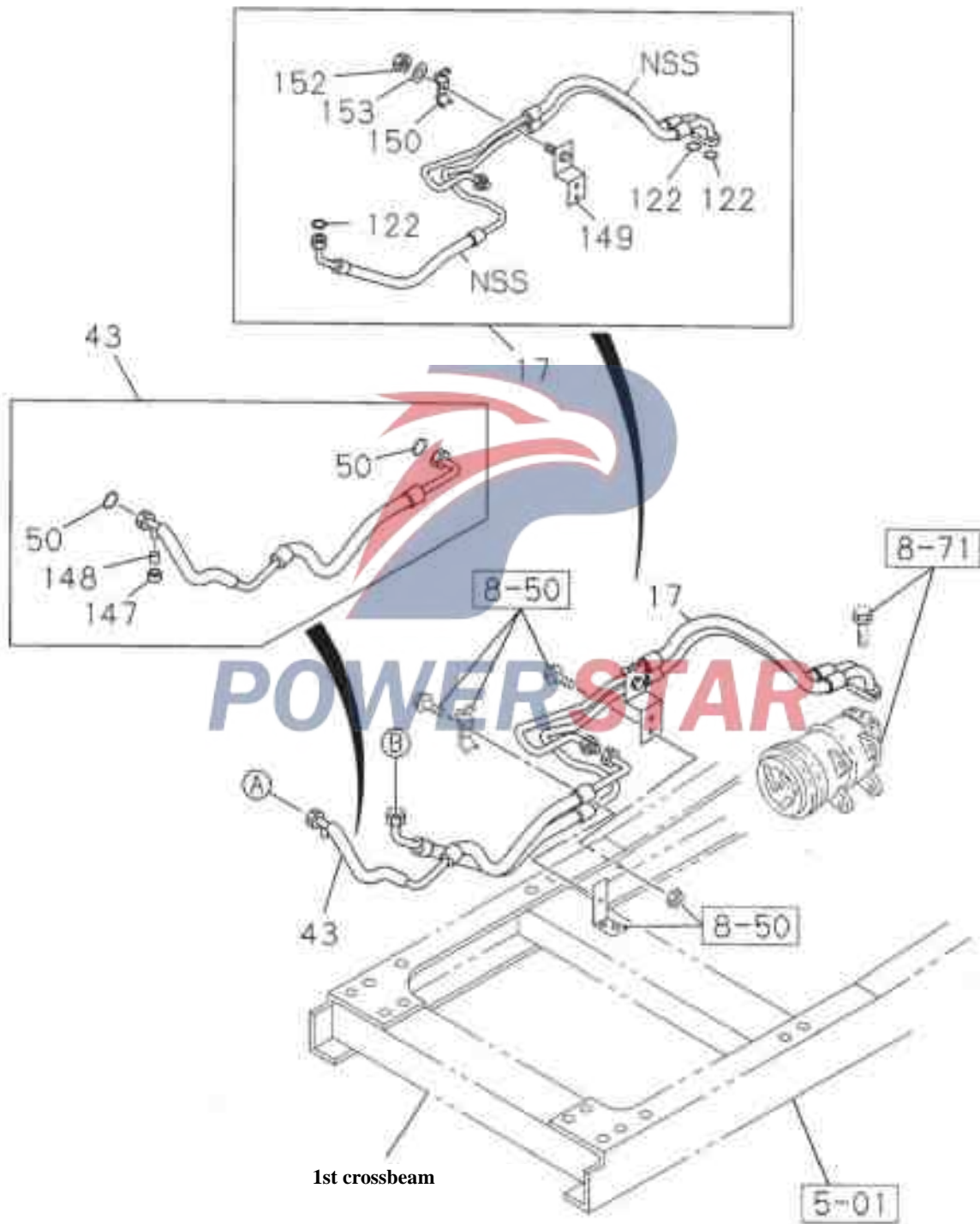
POWERSTAR

8-52

Air conditioning pipeline

Figure No.

Frame side



Air conditioning pipeline

8-52

Figure No.

SN	Recommended specifications / part name				
	Isuzu Figure No.	QingLing Figure No.	Lef/Right	Quantity	Model used /Apply to/Precautions
					A Short-wheel base chassis B Long-wheel base chassis
1	Drying bottle				
	1-83535-078-0	8109010-113		01 AB	Manual air conditioning
2	Bolt – Drying bottle				
	8-94279-201-0			01 AB	Manual air conditioning M5X16 With lock flat washer
1 2	Condenser pipe -- Evaporator to drying bottle				
	1-83567-544-0	8108022-113		01 AB	Manual air conditioning
1 4	Bandage Clip - Evaporator drain pipe				
	8-94410-200-0			02 AB	Manual air conditioning Inner diameter =20
1 5	Drainage hose				
	1-83572-635-0			01 AB	Manual air conditioning (A)
	1-83572-412-0			01 AB	Heater and defroster (B)
1 7	Hose - Compressor to Tube				
	1-83572-381-1	8108011-113		01 AB	Manual air conditioning
1 9	Nut – Install clips				
	0-91150-108-0			01 AB	Manual air conditioning WB with Convex edge
2 1	Bracket – Condenser pipe				
	1-83571-928-2	8111031-113		01 AB	Manual air conditioning
2 3	Bracket – Bolt				
	0-28680-825-0			01 AB	Manual air conditioning M8X25 with Convex edge
2 7	Clip -- Condenser pipe				
	1-09701-274-0			01 AB	Manual air conditioning (A)
	5-09700-351-0			01 AB	Manual air conditioning (B) Inner diameter = 11 Length = 20 Height = 20
	9-09525-235-0			01 AB	Manual air conditioning (C) Inner diameter = 13 Length = 20

8-52		Air conditioning pipeline			
Figure No.		Recommended specifications / part name			
SN	Isuzu Figure No.	QingLing Figure No.	Left/Right	Quantity	Model used /Apply to/Precautions
					A Short-wheel base chassis
					B Long -wheel base chassis
34	---	Pipe clamp - condenser tube			
	1-83574-190-0	8111041-113		01 AB	Manual air conditioning Inner diameter =12.2 & 16.2
42	---	Screw - pipe clamp			
	8-94279-208-0			03 AB	Manual air conditioning M8x20 With lock flat washer
43	---	Air conditioning hose -- Evaporator to compressor			
	1-83572-063-2	8100010-113		01 AB	Manual air conditioning
50	---	Sealing ring - Hose			
	8-94113-330-0			02 AB	Manual air conditioning Inner diameter =13.9
116	---	Sealing ring - pipe			
	8-94481-700-0			02 AB	Manual air conditioning (A) Inner diameter =6
	8-94481-717-0			01 AB	Manual air conditioning (B)
122	---	Seal ring			
	8-94113-331-0			01 AB	Manual air conditioning Inner diameter =10.8
	8-94461-900-0			01 AB	Manual air conditioning Inner diameter =11.0
	8-94461-901-0			01 AB	Manual air conditioning Inner diameter =14.8
147	---	Valve cover -- Low pressure hose			
	8-97083-102-0			01 AB	Manual air conditioning The cover marked "L"
148	---	Valve -- Hose			
	8-97083-100-0			01 AB	Manual air conditioning
149	---	Bracket -- Condenser Hose			
	1-83571-878-0			01 AB	Manual air conditioning

Air conditioning pipeline

8 - 52

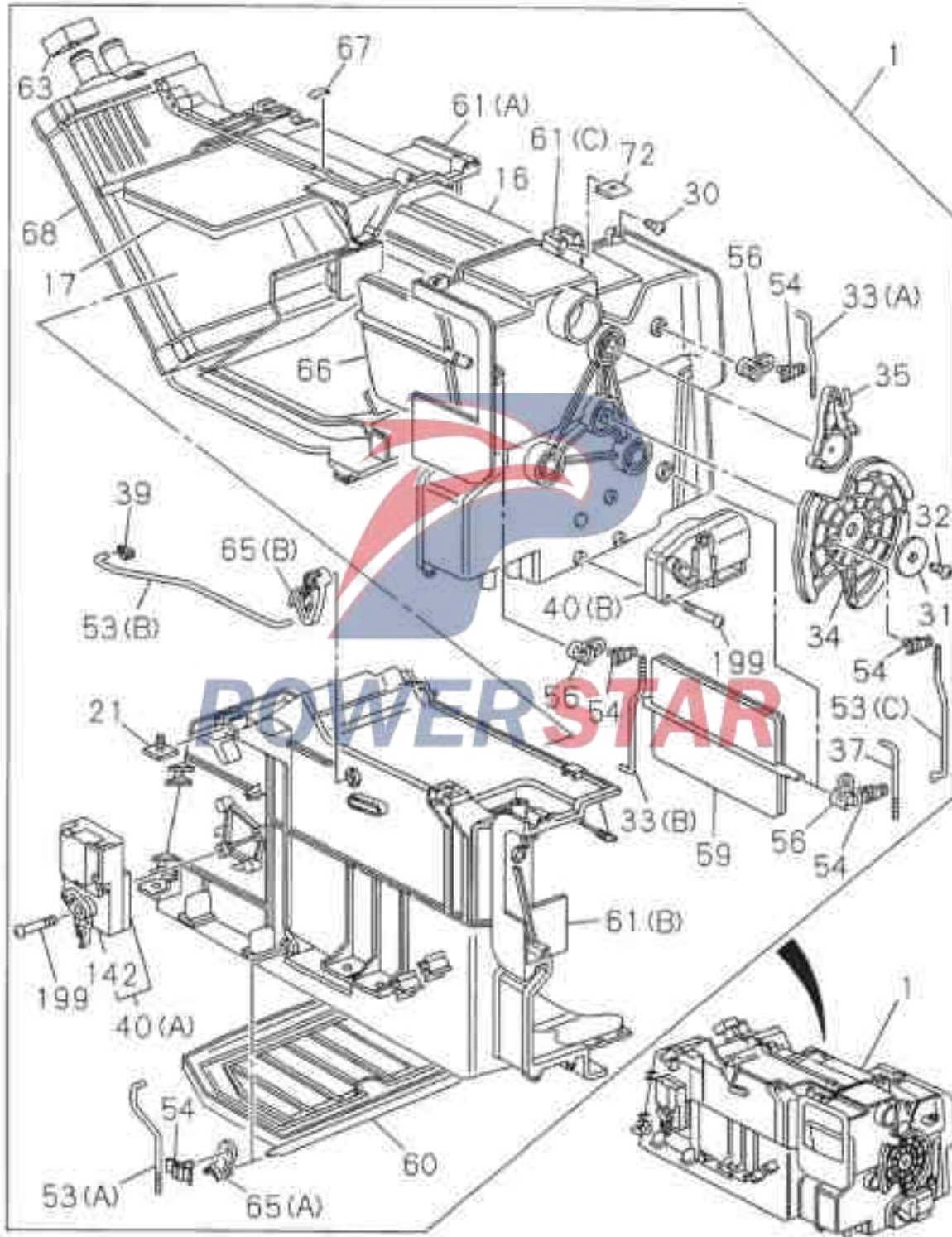
Figure No.

SN	Recommended specifications / part name				
	Isuzu Figure No.	QingLing Figure No.	Lst/Right	Quantity	Model used /Apply to/Precautions
					A Short-wheel base chassis B Long -wheel base chassis
150	Clips -Hose				
	1-83574-165-0			01 AB	Manual air conditioning
152	Nut - Clips				
	9-09110-406-0			01 AB	Manual air conditioning #6
153	Washer				
	9-09150-506-0			01 AB	Manual air conditioning Inner diameter =6
156	Valve -- pipe				
	8-97083-100-0			01 AB	Manual air conditioning
171	Cover -- pipe				
	8-97083-101-0			01 AB	Manual air conditioning The cover marked "H"
172	Pressure Switch - Drying Bottle				
	8-97085-786-0			01 AB	Manual air conditioning
174	Condenser -- Condenser to hose				
	1-83567-543-0	8108021-113		01 AB	Manual air conditioning
189	Hole-guarding ring				
	9-09575-397-0			01 AB	Non-heaters and defrosters: Manual air conditioning
207	Seal cover - Hose				
	1-76798-019-0			01 AB	Non-Manual air conditioning Outer diameter = 25 black

8-60

Front warm wind machine assembly

Figure No.



Front warm wind machine assembly

8-60

Figure No.

SN	Recommended specifications / part name				Model used /Apply to/Precautions
	Isuzu Figure No.	QingLing Figure No.	Left/Right	Quantity	
1	Warm wind machine assembly				
	1-83511-137-3		01	AB	Heater and defroster: Manual air conditioning
1 6	Air door -- Upper of central of warming wind machine				
	1-83579-789-0		01	AB	Heater and defroster: Manual air conditioning
1 7	Air door -- middle part of warming wind machine				
	1-83579-787-0		01	AB	Heater and defroster: Manual air conditioning
2 1	Bolt -- Warming wind machine shell				
	1-83579-657-2		02	AB	Heater and defroster: Manual air conditioning
3 0	Screw -- Warming wind machine				
	8-94324-850-0		12	AB	Heater and defroster: Manual air conditioning M4X15
3 1	Washer -- Warming wind machine				
	8-94129-950-0		01	AB	Heater and defroster: Manual air conditioning
3 2	Screw -- Warming wind machine				
	9-09829-324-1		01	AB	Heater and defroster: Manual air conditioning M5X20
3 3	Air door tie rod				
	1-83579-619-0		01	AB	Heater and defroster: Manual air conditioning (A)
	1-83579-621-0		03	AB	Heater and defroster: Manual air conditioning (B)
3 4	Air door pulling-arm -- warming wind machine				
	1-83564-367-0		01	AB	Heater and defroster: Manual air conditioning
3 5	Air door pulling-arm -- warming wind machine				
	8-94380-580-0		03	AB	Heater and defroster: Manual air conditioning

8-60		Front warm wind machine assembly			
Figure No.		Recommended specifications / part name			
SN	Isuzu Figure No.	QingLing Figure No.	Left/Right	Quantity	Model used /Apply to/Precautions
					A Short-wheel base chassis
					B Long -wheel base chassis
37	---	Pull lever			
	1-83579-620-1			01 AB	Heater and defroster: Manual air conditioning
39	---	Fixing clip -- pull rod end			
	5-86118-097-0			01 AB	Heater and defroster: Manual air conditioning
40	---	Actuator – warm wind machine			
	1-83579-792-1			01 AB	Heater and defroster: Manual air conditioning (A)
	8-97087-574-1			01 AB	Heater and defroster: Manual air conditioning (B)
53	---	Pull lever – Air door			
	1-83579-623-0			01 AB	Heater and defroster: Manual air conditioning (A)
	1-83579-793-0			01 AB	Heater and defroster: Manual air conditioning (B)
	1-83579-794-0			01 AB	Heater and defroster: Manual air conditioning (C)
54	---	Fixing clip – Air door pull lever			
	8-94248-794-0			05 AB	Heater and defroster: Manual air conditioning
56	---	Pull-arm – Warming wind machine			
	1-83564-325-0			03 AB	Heater and defroster: Manual air conditioning
59	---	Side door -- Warming wind machine			
	1-83579-790-0			01 AB	Heater and defroster: Manual air conditioning
60	---	Hybrid Door - Air warming machine			
	1-83579-788-0			01 AB	Heater and defroster: Manual air conditioning
61	---	Shell body -- Warming wind machine			
	1-83564-363-0			01 AB	Heater and defroster: Manual air conditioning (A)

Front warm wind machine assembly

8-60

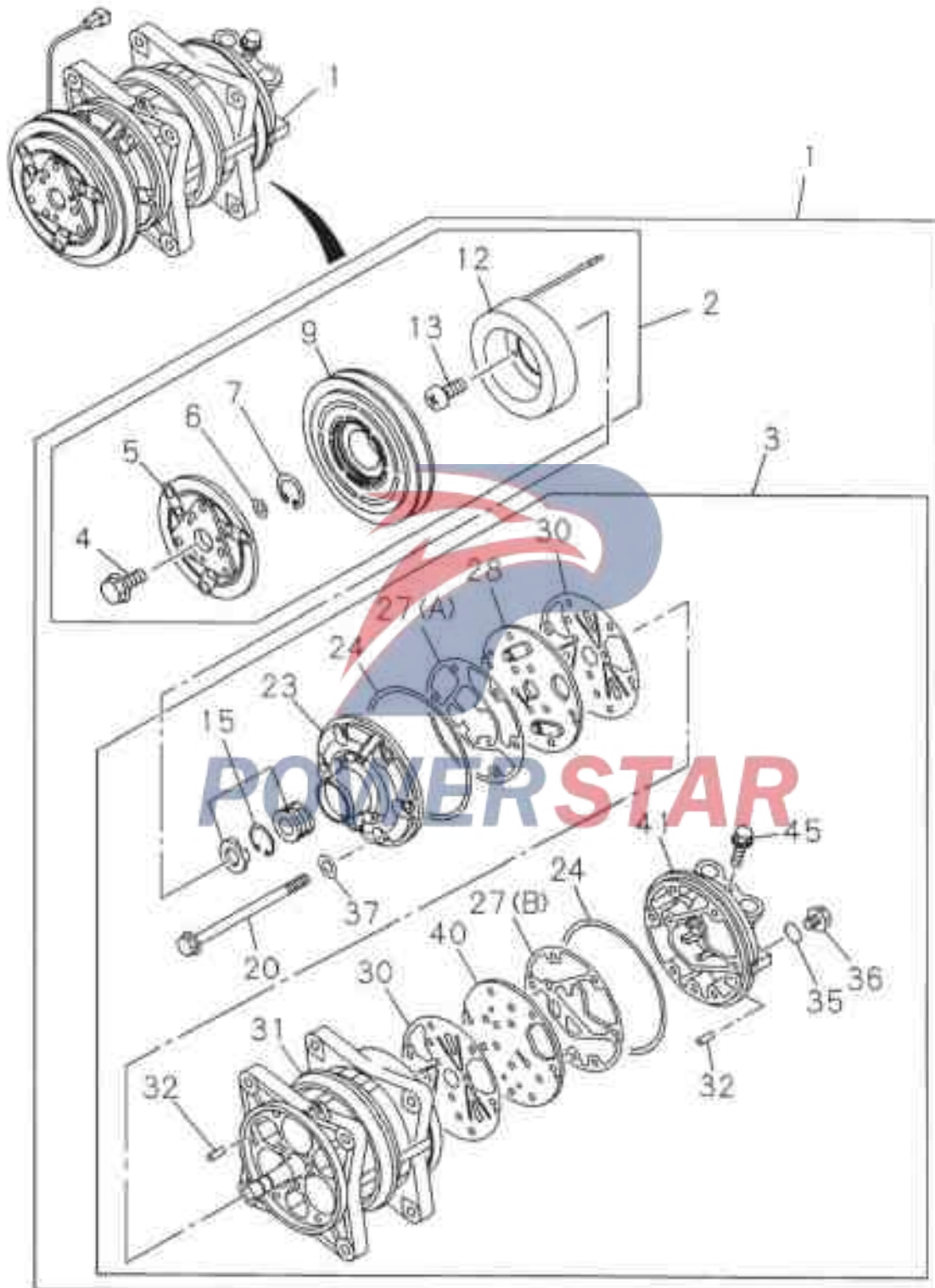
Figure No.

SN	Recommended specifications / part name				Model used /Apply to/Precautions
	Isuzu Figure No.	QingLing Figure No.	Left/Right	Quantity	
6 1	Shell body -- Warming wind machine				
	1-83564-364-0		01	AB	Heater and defroster: Manual air conditioning (B)
	1-83564-365-1		01	AB	Heater and defroster: Manual air conditioning (C)
6 3	Liner -- Warming wind machine				
	1-83579-557-0		02	AB	Heater and defroster: Manual air conditioning
6 5	Pull lever -- Hybrid door				
	1-83564-328-1		01	AB	Heater and defroster: Manual air conditioning (A)
	1-83564-366-0		01	AB	Heater and defroster: Manual air conditioning (B)
6 6	Air door -- Lower part of central of warming wind machine				
	1-83579-791-0		01	AB	Heater and defroster: Manual air conditioning
6 7	Clip -- Warming wind machine				
	1-83574-148-0		01	AB	Heater and defroster: Manual air conditioning
6 8	Core --warm wind machine				
	1-83562-078-1		01	AB	Heater and defroster: Manual air conditioning
7 2	Nut --Warming wind machine hosing				
	1-83579-659-4		02	AB	Heater and defroster: Manual air conditioning
1 4 2	Pull-arm -- Actuator				
	1-83564-384-0		01	AB	Heater and defroster: Manual air conditioning
1 9 9	Screw --Actuator				
	8-94348-809-0		04	AB	Heater and defroster: Manual air conditioning

8-71

Compressor -- Air Conditioner

Figure No.



Compressor -- Air Conditioner

8-71

Figure No.

SN	Recommended specifications / part name				Model used /Apply to/Precautions
	Isuzu Figure No.	QingLing Figure No.	Let/Right	Quantity	
1	Compressor assembly -- Air Conditioner				
	1-83532-252-0	8104040-113	01	AB	Manual air conditioning
2	Electromagnetic clutch -- air conditioning				
	1-83533-037-0		01	AB	Manual air conditioning
3	Compressor assembly -- Air Conditioner				
	1-83532-263-0		01	AB	Manual air conditioning
4	Bolt --Electromagnetic clutch				
	8-94164-439-0		01	AB	Manual air conditioning
5	Rotor assembly -- air-conditioning electromagnetic clutch				
	8-97034-788-0		01	AB	Manual air conditioning
6	Gasket - Electromagnetic clutch				
	8-94120-721-0		AR	AB	Manual air conditioning T=0.1
	8-94120-722-0		AR	AB	Manual air conditioning T=0.3
	8-94120-723-0		AR	AB	Manual air conditioning T=0.5
7	Clamp springs - Pulleys				
	8-94120-724-0		01	AB	Manual air conditioning
9	Pulleys -- Electromagnetic clutch				
	1-83579-609-0		01	AB	Manual air conditioning
1 2	Magnetic field coil - electromagnetic clutch				
	1-83579-593-0		01	AB	Manual air conditioning
1 3	Screw -- Magnetic Field Coil				
	8-94120-727-0		03	AB	Manual air conditioning
1 5	Oil Seal - Shaft				
	8-97114-217-1		01	AB	Manual air conditioning "R-134A"
2 0	Bolt -- Compressor				
	8-97081-394-0		06	AB	Manual air conditioning
2 3	Front cylinder head				
	8-97114-215-0		01	AB	Manual air conditioning "R-134A"

8-71		Compressor -- Air Conditioner			
Figure No.					
SN	Recommended specifications / part name				
	Isuzu Figure No.	QingLing Figure No.	Left/Right	Quantity	Model used /Apply to/Precautions
					<input type="checkbox"/> Short-wheel base chassis <input type="checkbox"/> Long -wheel base chassis
2 4	Sealing ring – Compressor				
	8-97081-396-0			02 AB	Manual air conditioning "R-134A"
2 7	Sealing ring – Cylinder cap				
	8-97085-777-0			01 AB	Manual air conditioning (A) "R-134A"
	8-97085-779-0			01 AB	Manual air conditioning (B) "R-134A"
2 8	Valve plate -- compressor				
	8-97135-796-0			01 AB	Manual air conditioning
3 0	Suction valve				
	8-97134-755-0			02 AB	Manual air conditioning
3 1	Cylinder and Shaft Assembly - Compressor				
	8-97138-175-0			01 AB	Manual air conditioning
3 2	Pin - Compressor				
	8-94154-711-0			04 AB	Manual air conditioning
3 5	Sealing ring – Cylinder screw plug				
	8-97081-395-0			01 AB	Manual air conditioning "R-134A"
3 6	Screw plug – cylinder body				
	8-94164-473-0			01 AB	Manual air conditioning
3 7	Sealing ring – Compressor bolt				
	8-94466-678-0			06 AB	Manual air conditioning
4 0	Valve plate -- Compressor rear				
	8-97135-797-0			01 AB	Manual air conditioning
4 1	Cylinder head - Rear of compressor				
	8-97081-405-0			01 AB	Manual air conditioning
4 5	Bolt –Valve plate and cylinder head				
	9-01971-035-0			01 AB	Manual air conditioning M10X35 With lock flat washer

Blower assembly

8-73

Figure No.

SN	Recommended specifications / part name				
	Isuzu Figure No.	QingLing Figure No.	Left/Right	Quantity	Model used /Apply to/Precautions
					A Short-wheel base chassis
					B Long-wheel base chassis
1	Blower assembly				
	1-83561-103-5			01 AB	Manual air conditioning
	1-83561-110-4			01 AB	Heater and defroster
5	Air hose				
	1-83563-147-0			01 AB	Heater and defroster: Manual air conditioning
8	Seal mat -- Blower assembly				
	1-83539-261-1			01 AB	Manual air conditioning
	1-83579-801-1			01 AB	Heater and defroster
10	Motor assembly -- Blower Fan				
	1-83561-164-0			01 AB	Heater and defroster: Manual air conditioning
11	Impeller - Fan Motor				
	1-83579-796-0			01 AB	Heater and defroster: Manual air conditioning
12	Lock ring -- fan motor				
	5-83569-088-0			01 AB	Heater and defroster: Manual air conditioning (A)
	8-94243-962-0			01 AB	Heater and defroster: Manual air conditioning (B)
13	Liner -- Blower assembly				
	1-83579-636-0			01 AB	Heater and defroster: Manual air conditioning
14	Screw -- Cover and shell body				
	9-09829-324-1			03 AB	Heater and defroster: Manual air conditioning M5X20
23	Air door -- Blower Assembly				
	1-83579-797-0			02 AB	Heater and defroster: Manual air conditioning

8-73		Blower assembly			
Figure No.					
SN	Recommended specifications / part name				
	Isuzu Figure No.	QingLing Figure No.	Left/Right	Quantity	Model used /Apply to/Precautions
					A Short-wheel base chassis B Long -wheel base chassis
2 8	Flat Washers -- Fan Motor				
	1-83579-170-0			03 AB	Heater and defroster: Manual air conditioning
3 0	Pull lever – Actuator				
	1-83564-345-1			01 AB	Heater and defroster: Manual air conditioning
3 1	Washer -- tie rod				
	1-83579-095-0			01 AB	Heater and defroster: Manual air conditioning
3 2	Screw – pull lever				
	9-09829-324-1			01 AB	Heater and defroster: Manual air conditioning
3 4	Liner -- Blower assembly				
	1-83579-633-2			01 AB	Heater and defroster: Manual air conditioning (A)
	1-83579-634-2			01 AB	Heater and defroster: Manual air conditioning (C)
	1-83579-644-0			01 AB	Heater and defroster: Manual air conditioning (B)
3 7	Control lever – work status				
	1-83564-375-0			01 AB	Heater and defroster: Manual air conditioning
3 9	Control lever – Blower damper				
	1-83564-373-0			01 AB	Heater and defroster: Manual air conditioning (A)
	1-83564-374-0			01 AB	Heater and defroster: Manual air conditioning (B)



Blower assembly

8-73

Figure No.

SN	Recommended specifications / part name			
	Isuzu Figure No.	QingLing Figure No.	Left/Right	Quantity
				Model used /Apply to/Precautions A Short-wheel base chassis B Long -wheel base chassis
4 2	Strainer mesh – Blower assembly			
	1-83579-800-0		01 AB	Heater and defroster: Manual air conditioning (B)
	1-83579-993-0		02 AB	Heater and defroster: Manual air conditioning (A)
4 3	Bolt – Sell body			
	1-83579-657-2		04 AB	Heater and defroster: Manual air conditioning
4 6	Press Plate - Blower assembly			
	1-83571-870-1		01 AB	Heater and defroster
4 9	Shell body -- Blower Assembly			
	1-83564-378-0		01 AB	Manual air conditioning (B)
	8-97500-034-0		01 AB	Manual air conditioning (F) CH1
	1-83564-369-0		01 AB	Heater and defroster (B)
	1-83564-368-0		01 AB	Heater and defroster: Manual air conditioning (A)
	1-83564-370-0		01 AB	Heater and defroster: Manual air conditioning (C)
	1-83564-371-0		01 AB	Heater and defroster: Manual air conditioning (D)
	1-83564-372-0		01 AB	Heater and defroster: Manual air conditioning (E)
5 1	Sound insulation mat - blower assembly			
	1-83579-496-0		03 AB	Heater and defroster: Manual air conditioning

8-73		Blower assembly			
Figure No.		Recommended specifications / part name			
SN	Isuzu Figure No.	QingLing Figure No.	L/R/Right	Quantity	Model used /Apply to/Precautions
					A Short-wheel base chassis
					B Long -wheel base chassis
5 2					Fixing clip -- pull rod and shell
	1-83574-136-0			01	AB Manual air conditioning (A)
	5-86118-097-0			01	AB Heater and defroster (A)
	8-94248-794-0			01	AB Heater and defroster: Manual air conditioning (B)
5 3					Pushrod - Blower Actuator
	1-83579-639-0			01	AB Heater and defroster: Manual air conditioning (B)
	1-83579-799-0			01	AB Heater and defroster: Manual air conditioning (A)
5 4					Screw --Actuator and housing
	8-94348-809-0			02	AB Heater and defroster: Manual air conditioning
5 8					Screw -- Pressure plate and
	8-94324-850-0			01	AB Heater and defroster M4X16
6 8					Thermal switch -- blower assembly
	1-83544-026-1			01	AB Manual air conditioning
7 1					Clip -- Wiring harness
	8-97096-145-0			01	AB Heater and defroster: Manual air conditioning
7 8					Screw -- Shell body and shell body
	8-94324-850-0			18	AB Heater and defroster: Manual air conditioning M4X16
8 2					Bracket -- blower assembly
	1-83571-932-0			01	AB Manual air conditioning

Blower assembly

8-73

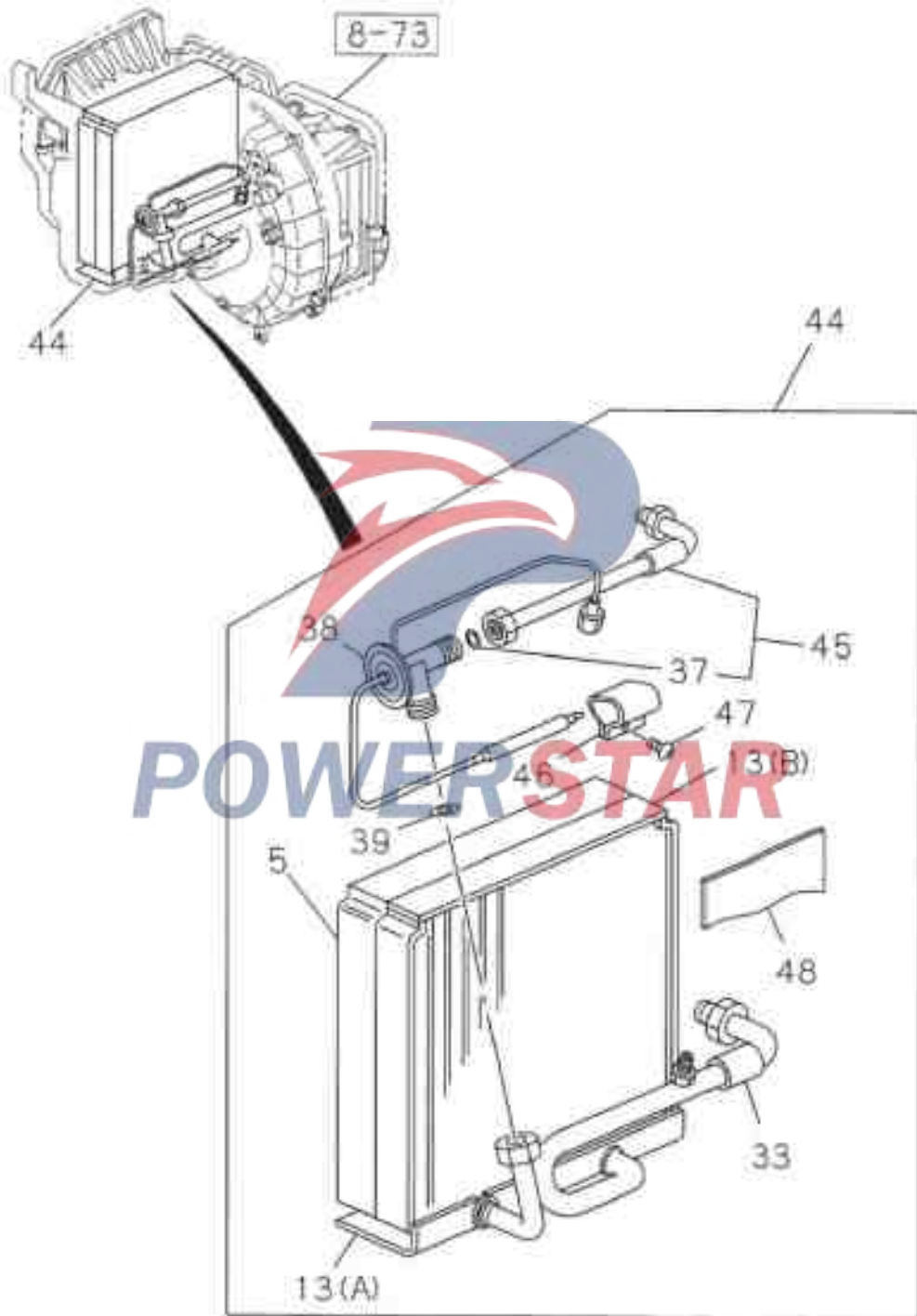
Figure No.

SN	Recommended specifications / part name				
	Isuzu Figure No.	QingLing Figure No.	Left/Right	Quantity	Model used /Apply to/Precautions
					A Short-wheel base chassis
B Long -wheel base chassis					
9 2	Actuator - Blower Assembly				
	1-83579-798-1			01	AB Heater and defroster: Manual air conditioning
1 0 0	Screw – Bracket				
	8-94324-850-0			01	AB Manual air conditioning M4X16
1 0 4	Resistance -- Blower Assembly				
	1-83519-073-1			01	AB Heater and defroster: Manual air conditioning
1 0 5	Screw -- resistance				
	8-94324-850-0			02	AB Heater and defroster: Manual air conditioning M4X16
1 1 9	Liner -- Shell				
	1-83579-672-0			01	AB Manual air conditioning (D)
	1-83579-795-0			01	AB Manual air conditioning (C)
	1-83579-670-1			01	AB Heater and defroster: Manual air conditioning (A)
	1-83579-671-1			01	AB Heater and defroster: Manual air conditioning (B)

8-74

Evaporator

Figure No.





Evaporator

8-74

Figure No.

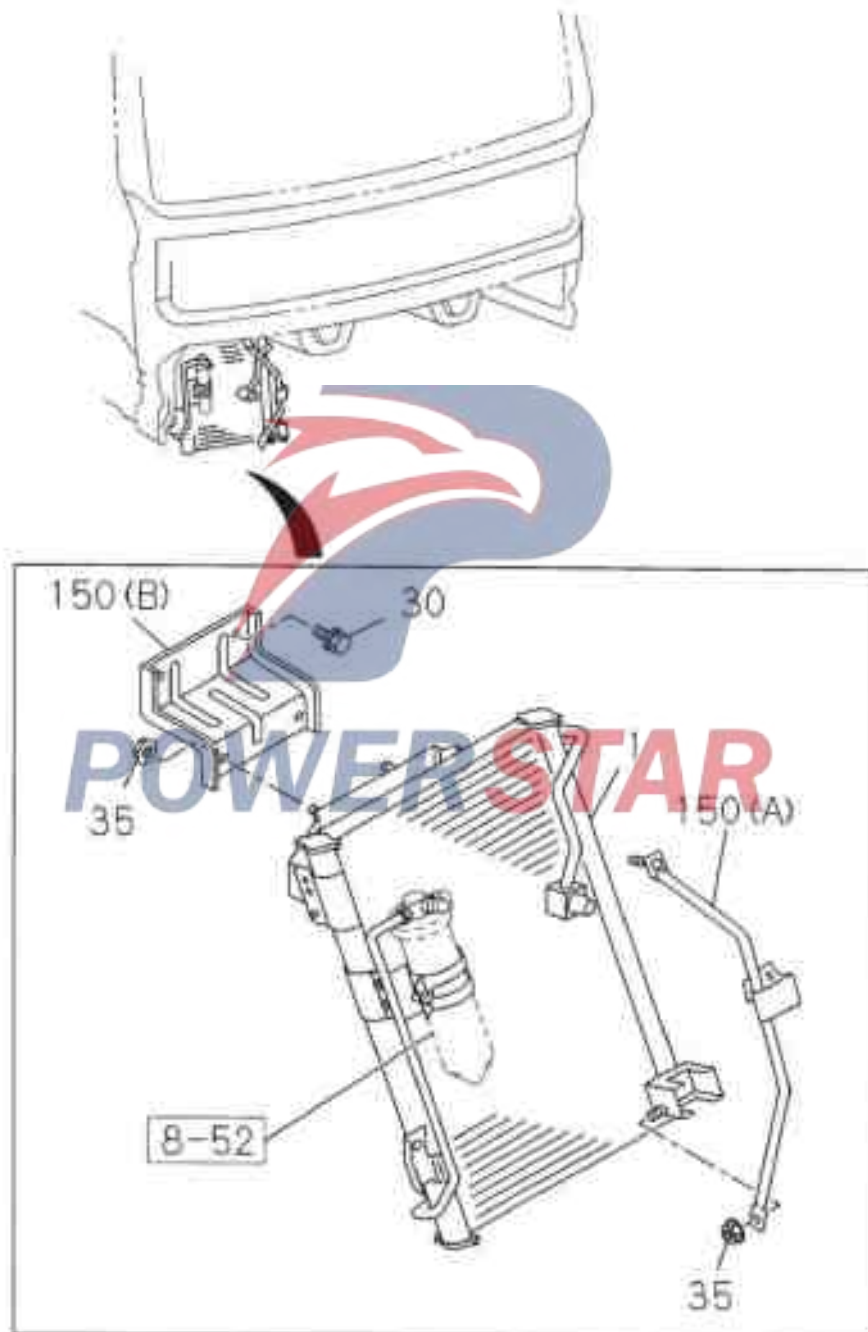
SN	Recommended specifications / part name				
	Isuzu Figure No.	QingLing Figure No.	Left/Right	Quantity	Model used /Apply to/Precautions
					A Short-wheel base chassis B Long -wheel base chassis
5	Evaporator				
	1-83562-087-0			01	AB Manual air conditioning
13	Seal mat -- Evaporator				
	1-83579-669-1			01	AB Manual air conditioning (A)
	1-83579-816-0			01	AB Manual air conditioning (B)
33	Liner -- Evaporator				
	1-83579-817-0			01	AB Manual air conditioning
37	Sealing ring -- Evaporator				
	8-94461-902-0			01	AB Manual air conditioning Inner diameter =6.07
38	Expansion valve				
	1-83569-158-0			01	AB Manual air conditioning
39	Sealing ring -- Evaporator				
	8-94481-717-0			01	AB Manual air conditioning
44	Evaporator assembly - air conditioning				
	1-83562-086-1			01	AB Manual air conditioning
45	Pipe -- Expansion valve				
	1-83567-562-0			01	AB Manual air conditioning
46	Pipe clamp - expansion valve				
	8-94344-881-1			01	AB Manual air conditioning Inner diameter =8
47	Screw -- Evaporator				
	8-97130-601-0			01	AB Manual air conditioning
48	Heat insulation pad -- Evaporator				
	1-83579-784-0			01	AB Manual air conditioning

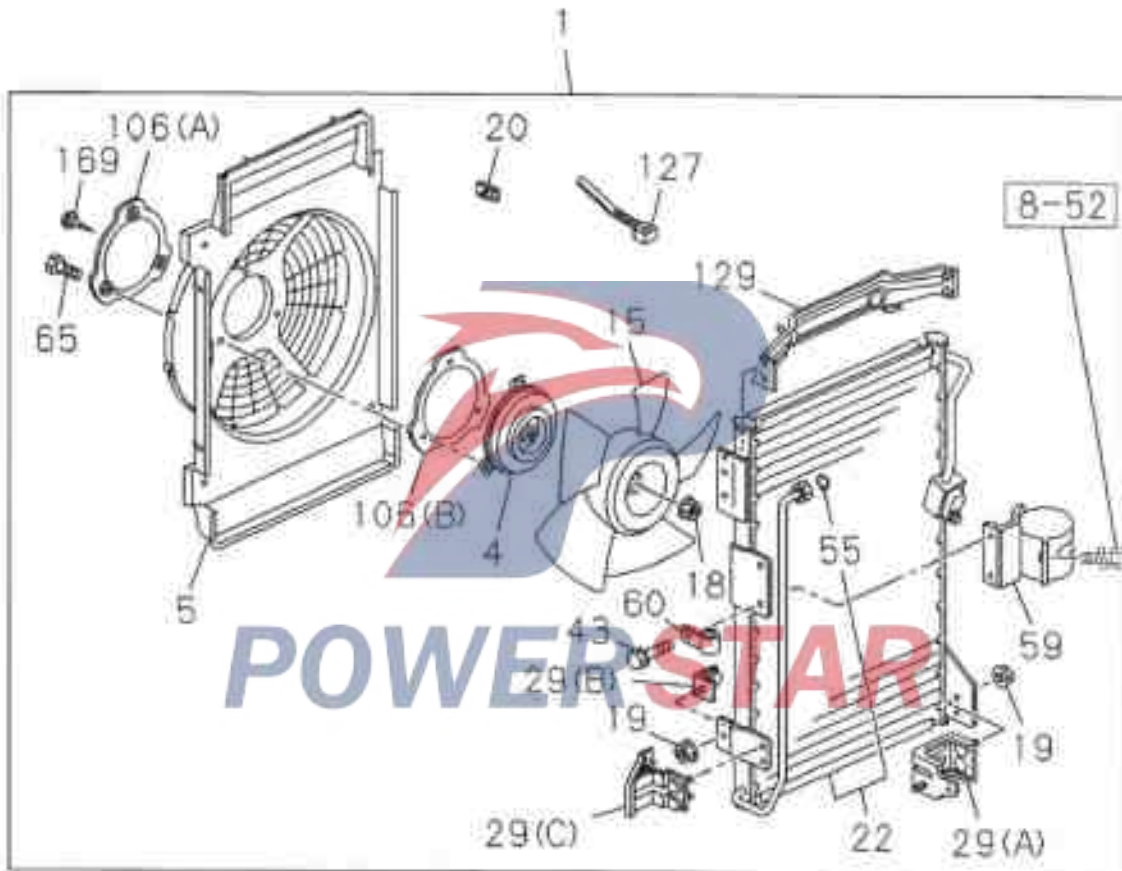
8-75

Condenser

Figure No.

Install





8-75		Condenser				
Figure No.						
SN	Recommended specifications / part name					
	Isuzu Figure No.	QingLing Figure No.	Left/Right	Quantity	Model used /Apply to/Precautions	
					A Short-wheel base chassis	
B Long -wheel base chassis						
1	Condenser -- Air conditioning					
	1-83534-191-2	8105010-113		01	AB Manual air conditioning	
4	Motor assembly -- Fan					
	1-83539-231-0			01	AB Manual air conditioning	
5	Protecting hood - Fan Motor					
	1-83539-230-2			01	AB Manual air conditioning	
15	Fan -- Motor					
	1-83539-232-0			01	AB Manual air conditioning	
18	Central nut -- fan					
	8-97018-672-0			01	AB Manual air conditioning	
19	Nuts – Bracket					
	1-83539-235-0			12	AB Manual air conditioning	
20	Fixing clip -- Condenser					
	8-94364-751-0			01	AB Manual air conditioning	
22	Condenser assembly					
	1-83534-193-1			01	AB Manual air conditioning	
29	Side support					
	1-83539-227-1			01	AB Manual air conditioning (A)	
	1-83539-236-0			04	AB Manual air conditioning (B)	
	1-83539-262-1			01	AB Manual air conditioning (C)	
30	Bolt – Air conditioning condenser					
	8-94279-208-0			02	AB Manual air conditioning M8X20 With lock flat washer	

Condenser						8-75
						Figure No.
SN	Recommended specifications / part name					
	Isuzu Figure No.	QingLing Figure No.	Left/Right	Quantity	Model used /Apply to/Precautions	
					A Short-wheel base chassis B Long -wheel base chassis	
3 5	Nut – Air conditioning condenser					
	0-91150-108-0			05 AB	Manual air conditioning MB with Convex edge	
4 3	Bolt – Condenser bracket					
	1-83539-260-0			06 AB	Manual air conditioning	
5 5	Sealing ring – Condenser pipe					
	8-94461-902-0			01 AB	Manual air conditioning 10-6.07	
5 9	Bracket -- Condenser					
	1-83539-228-2			01 AB	Manual air conditioning	
6 0	Pipe clamp					
	1-83539-234-0			01 AB	Manual air conditioning	
6 5	Bolt –Fan cowl					
	1-83539-242-0			03 AB	Manual air conditioning	
1 0 6	Bracket -- Fan Motor					
	1-83539-243-0			01 AB	Manual air conditioning	
	1-83539-244-0			01 AB	Manual air conditioning (B)	
1 2 7	Hoop band-- wind cowl					
	5-09707-008-0			01 AB	Manual air conditioning L=140	
1 2 9	Upper bracket - condenser					
	1-83539-237-1			01 AB	Manual air conditioning	
1 5 0	Bracket -- Condenser suspension					
	1-83571-786-1	8111051-113		01 AB	Manual air conditioning (B)	
	1-83571-898-0	8111061-113		01 AB	Manual air conditioning (A)	

8-75		Condenser			
Figure No.					
SN	Recommended specifications / part name				
	Isuzu Figure No.	QingLing Figure No.	Left/Right	Quantity	Model used /Apply to/Precautions
					A Short-wheel base chassis B Long -wheel base chassis
1 6 9	---	Screw -- Fan cowl			
	8-94248-807-0		01	AB	Manual air conditioning



POWERSTAR

8-80		Windshield wipers and washers			
Figure No.					
SN	Recommended specifications / part name				
	Isuzu Figure No.	QingLing Figure No.	Left/Right	Quantity	Model used /Apply to/Precautions
					A Short-wheel base chassis B Long-wheel base chassis
1	---	Connecting rod assembly -- front wiper			
	1-83312-138-1		01	AB	
2	---	Connecting rod -- front wiper			
	1-83312-147-1		01	AB	(A)
	1-83312-148-1		01	AB	(B)
	1-86810-135-1		01	AB	(C)
3	---	Pivot assembly – front wiper			
	1-86810-067-1		02	AB	
4	---	Bolt – Wiper connecting rod and vehicle body			
	B-94279-208-0		04	AB	M5X20 With lock flat washer
5	- B -	Wiper arm			
	1-86810-138-0		01	AB	(A)
	1-86810-139-0		01	AB	(B)
7	- A -	Wiper Blade			
	1-83315-045-1		01	AB	(B)
	1-83315-046-1		01	AB	(A)
9	- A -	Rubber piece -- Front Wiper Blade			
	1-83355-014-0		02	AB	
10	---	Nut –Wiper arm and pivot			
	1-09984-120-0		02	AB	M10
24	---	Cleaning agent box assembly			
	1-86815-023-3		01	AB	
27	---	Bolt – Cleaning agent box			
	1-09980-492-0		04	AB	M6X16 With lock flat washer

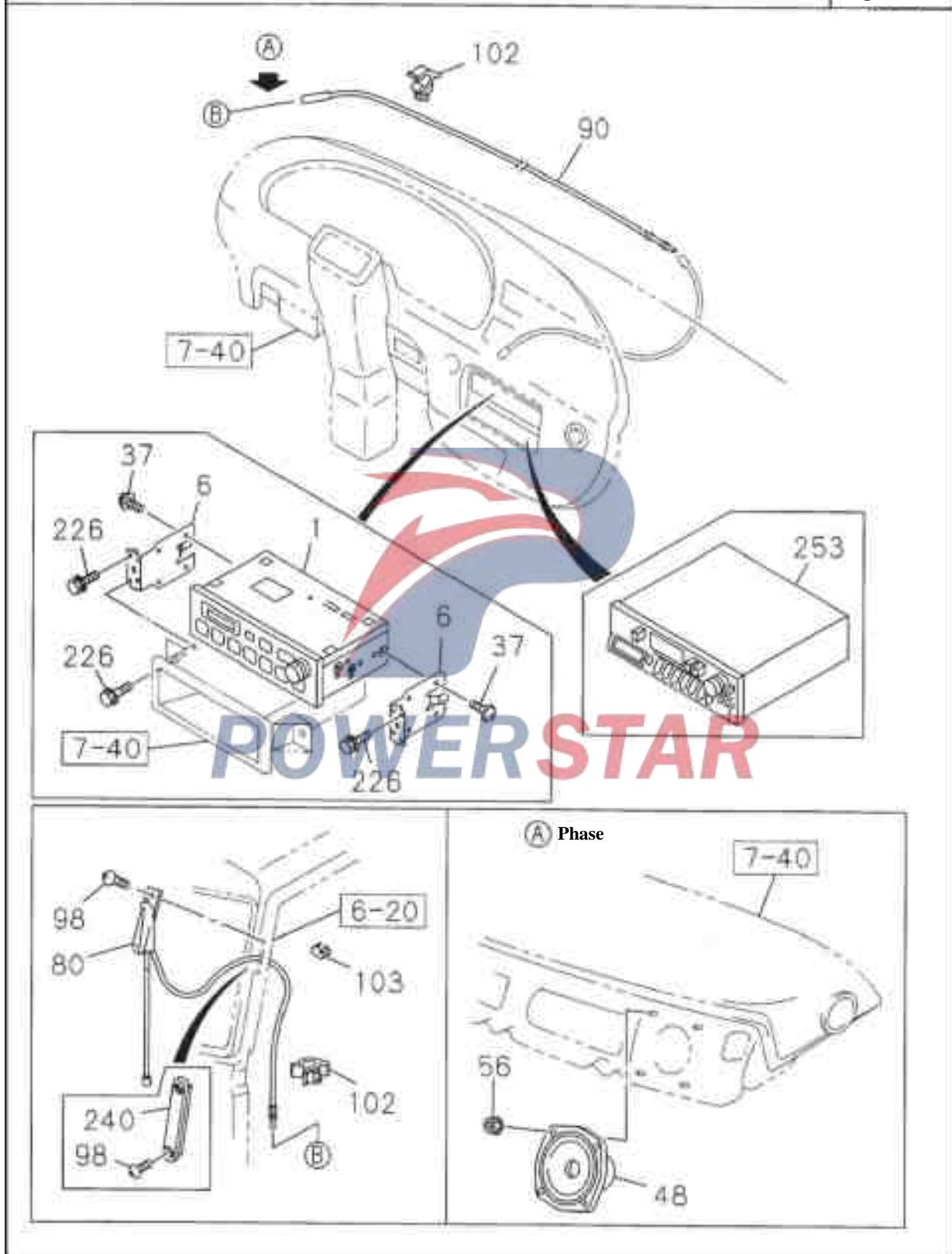
Windshield wipers and washers

8-80

Figure No.

SN	Recommended specifications / part name				Model used /Apply to/Precautions <input type="checkbox"/> Short-wheel base chassis <input type="checkbox"/> Long -wheel base chassis
	Isuzu Figure No.	QingLing Figure No.	Let/Right	Quantity	
3 0	Motor assembly -- Front detergent bottle				
	1-86815-016-1			01 AB	
3 4	Cover -- detergent bottle				
	1-86815-018-0			01 AB	
3 6	Hose - Cleaning agent				
	1-86810-037-0			01 AB	(C) Length = 60
	1-86810-147-0			01 AB	(A) Length = 670
	1-86815-019-0			01 AB	(D) Length = 270
	8-94389-303-0			01 AB	(B) Maintenance status Length =10000
3 9	Nozzle -- Windshield cleaner				
	1-86810-040-0			01 AB	(B)
	1-86810-041-0			01 AB	(A)
4 0	Connector - cleaning agent hose				
	1-83338-005-0			01 AB	3 directions
4 2	Pipe clamp - cleaning agent hose				
	1-09987-247-0			05 AB	(C)
	1-86810-044-0			02 AB	(A)
	1-86810-045-0			02 AB	(B)
4 6	Motor assembly -- front windshield wiper				
	1-86810-133-1			01 AB	
4 7	Bending arm -- Wiper Motor				
	1-86810-060-0			01 AB	

8-80		Windshield wipers and washers			
Figure No.		Recommended specifications / part name			
SN	Isuzu Figure No.	QingLing Figure No.	Left/Right	Quantity	Model used /Apply to/Precautions
					A Short-wheel base chassis B Long -wheel base chassis
5 1	---				Nut –Wiper motor connecting rod
	1-83319-012-0			01 AB	
7 2	---				Bracket – wiper motor
	1-86810-131-0			01 AB	
7 3	---				Bolt
	8-94279-208-0			03 AB	MBX20 With lock flat washer
7 4	---				Washer -- Arm to motor
	1-83319-011-0			01 AB	
7 6	---				Screw – Bracket to wiper motor
	1-83319-043-0			03 AB	
1 1 4	---				Cover -- front wiper arm
	1-86810-144-0			02 AB	
1 1 9	---				Position limiter -- Wiper Link bar
	1-86810-074-0			02 AB	
1 9 8	---				Cover -- Wiper pivot
	1-86810-015-3			02 AB	
2 0 2	---				Hole-guarding ring -- Wiper
	1-86815-003-1			02 AB	
2 0 3	---				Nut – Wiper motor
	1-09985-340-0			04 AB	MB Notched flange nut
2 0 7	---				Seal hole cover
	1-76798-019-0			02 AB	Outside diameter =25 black



8-90		Radio and TV			
Figure No.		Recommended specifications / part name			
SN	Isuzu Figure No.	QingLing Figure No.	Left/Right	Quantity	Model used /Apply to/Precautions
					A Short-wheel base chassis B Long -wheel base chassis
1	---	Radio			
	1-84112-032-2	7901010-113		01 AB	
6	---	Bracket – Radio to dashboard			
	1-65671-551-4			02 AB	
3 7	---	Screw -- Recorder and radio			
	9-03920-510-0			04 AB	FM AM radio and tape player M5X10 With lock flat washer
4 8	---	Speaker - Radio			
	1-84114-050-0	7901070-113		02 AB	Front dual speaker system
5 6	---	Nut –Stereo radio speakers			
	1-09984-170-0			04 AB	Front dual speaker system M5 with Convex edge
8 0	---	Antenna			
	1-84115-055-2			01 AB	Radio antenna
9 0	---	Feed antenna -- antenna			
	1-84113-011-2			01 AB	Radio antenna
9 8	---	Self-tapping screws -- antenna			
	1-09981-536-1			02 AB	M5X11
1 0 2	---	Wire clip – cables			
	1-73907-615-0			05 AB	Radio antenna with lining board Inner diameter =4.8
	8-94128-483-0			02 AB	Radio antenna without liner Inner diameter =4.8
1 0 3	---	Hole-guarding ring -- antenna			
	8-97027-381-0			01 AB	Radio antenna
2 2 6	---	Bolt – Bracket			
	8-94279-201-0			04 AB	M6X16 With lock flat washer

					Radio and TV	8-90
					Figure No.	
SN	Recommended specifications / part name					
	Isuzu Figure No.	QingLing Figure No.	Let/Right	Quantity	Model used /Apply to/Precautions	
					A	Short-wheel base chassis
					B	Long -wheel base chassis
2 4 0	---	Cover -- Antenna				
	1-79996-296-0			01	AB	Without radio antenna
2 5 3	---	Cover plate -- Stereo radio				
	1-84122-032-2			01	AB	FM AM radio and tape player

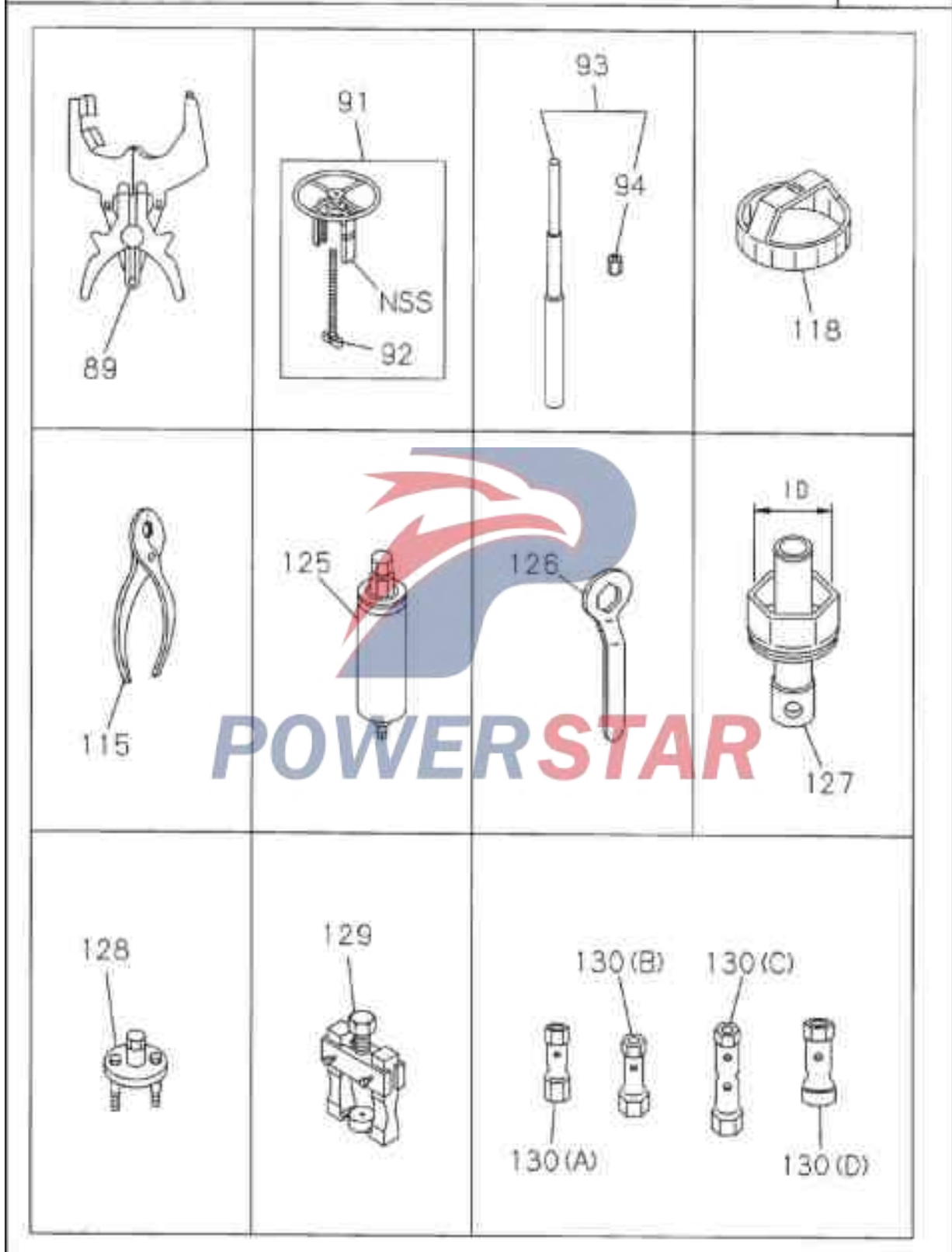


POWERSTAR

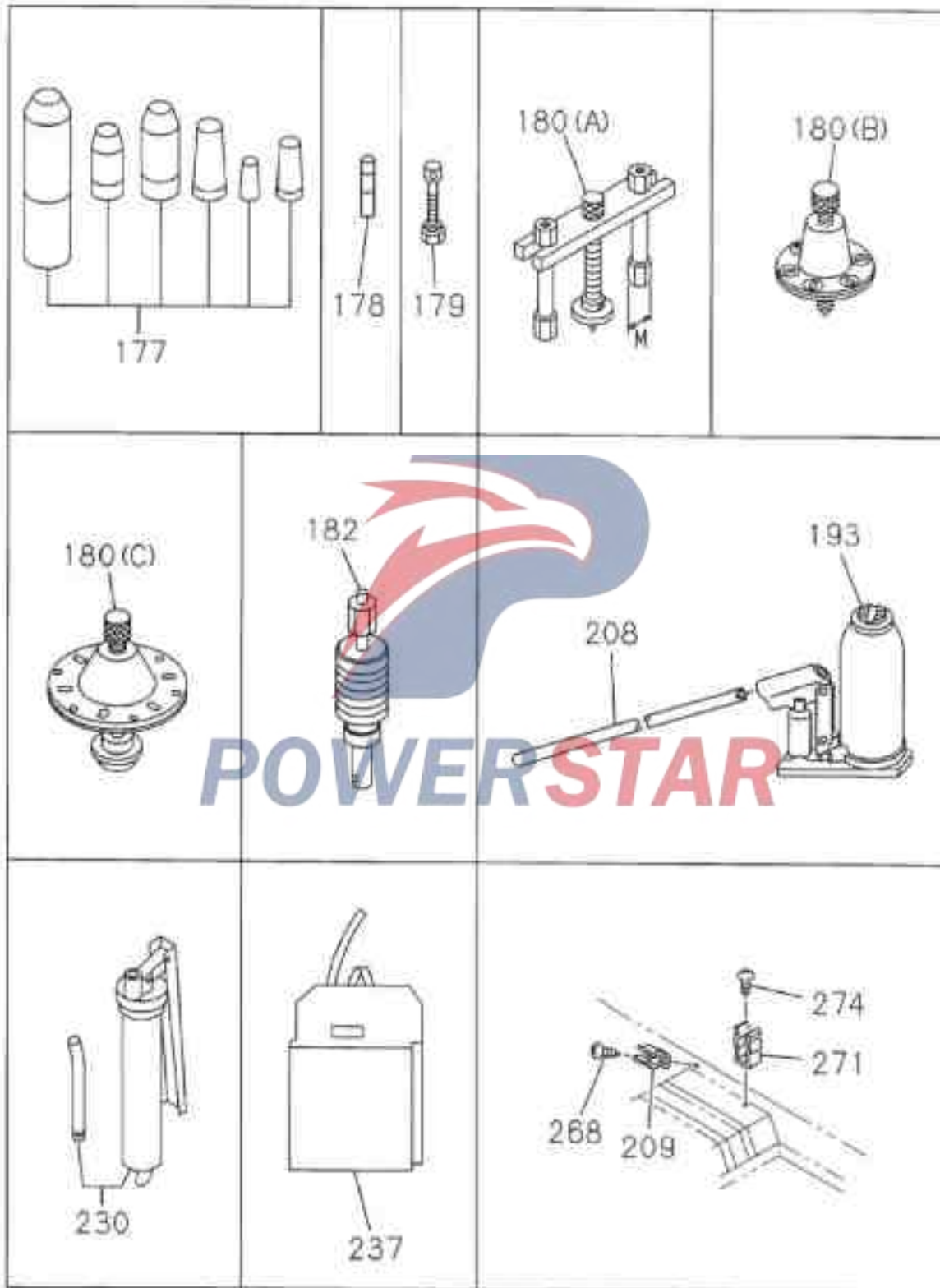
Tool

9-01

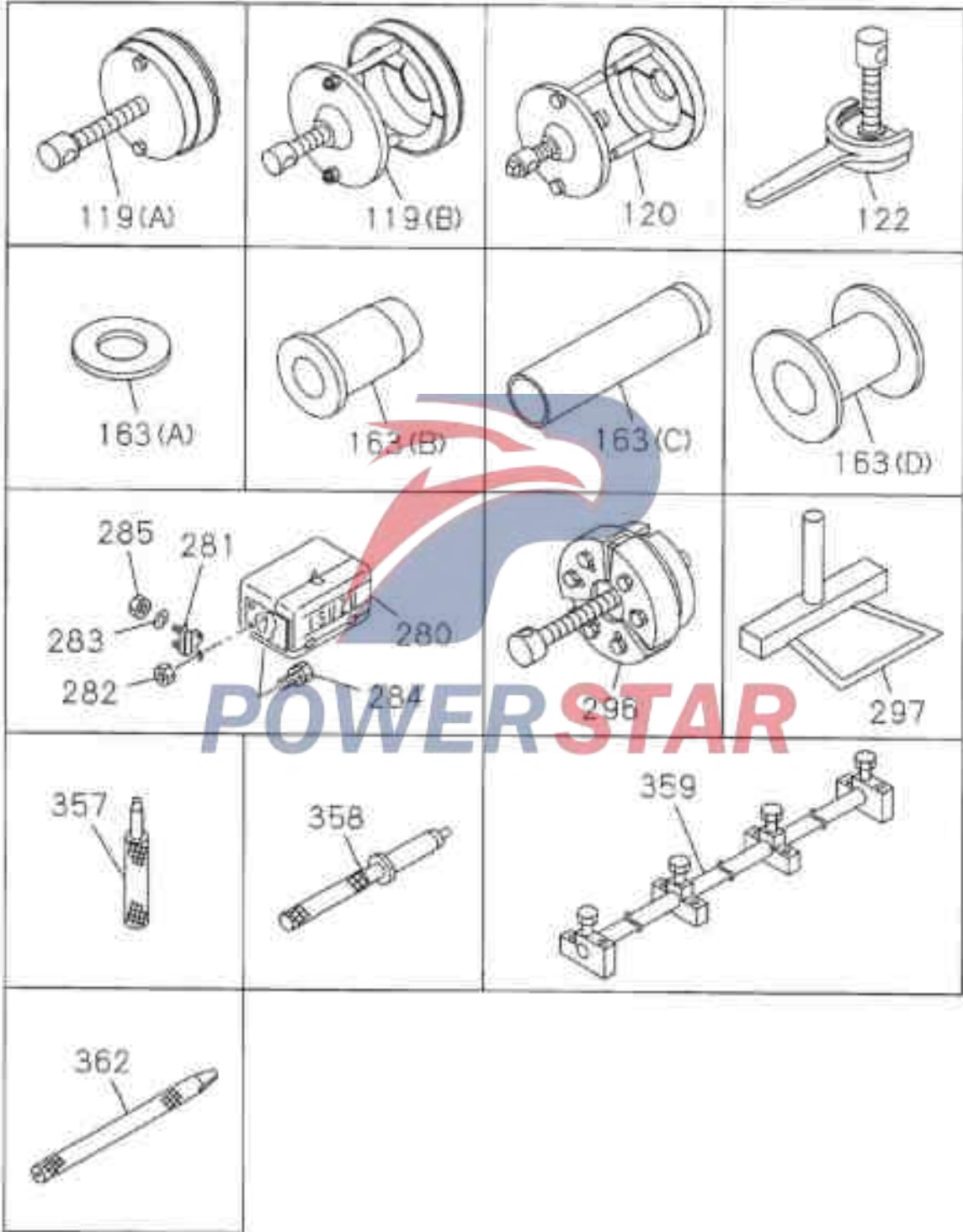
Figure No.



<p>9-01</p>	<p>Tool</p>					
<p>Figure No.</p>						
<p>141 (A) 141 (B) 141 (C)</p>	<p>143</p>	<p>144</p>	<p>146</p>	<p>151</p>		
<p>153</p>	<p>154</p>	<p>158 160 161</p>	<p>162 (A)</p>	<p>162 (B)</p>		
<p>166</p>	<p>167</p>	<p>169</p>	<p>170</p>	<p>171</p>	<p>172</p>	<p>174</p>



9-01	Tool
Figure No.	



					Tool	9-01
					Figure No.	
SN	Recommended specifications / part name					
	Isuzu Figure No.	QingLing Figure No.	Left/Right	Quantity	Model used /Apply to/Precautions	
					<input type="checkbox"/>	Short-wheel base chassis
					<input type="checkbox"/>	Long-wheel base chassis
1	---- Rocker handle -- spare wheel carrier					
	9-23110-018-0	3901010-113		01	AB	
9	---- Wrench -- Wheel pin					
	1-85113-015-1	3901026-113		01	AB	B=41 L=445
12	---- Rocker handle -- Wheel pin wrench					
	1-85116-011-0	3901014-113		01	AB	OD=25 L=480
13	---- Adjustable wrench					
	1-85117-002-1	3915050-113		01	AB	
17	---- Hammer					
	9-85121-406-0	3901025-113		01	AB	
20	---- Open end wrench					
	9-09592-110-0	3901016-113		01	AB	10X12
21	---- Open end wrench					
	9-09592-114-0	3901017-113		01	AB	14X17
22	---- Open end wrench					
	9-99592-119-0	3901018-113		01	AB	19X22
23	---- Open end wrench					
	9-09592-124-0	3901022-113		01	AB	24X27
29	---- Screwdriver					
	1-85151-004-0	3901019-113		01	AB	(B) (-) L=285
	B-94242-798-1	3901030-113		01	AB	(C) (+), (-) L=160

9-01		Tool				
Figure No.		Recommended specifications / part name				
SN	Isuzu Figure No.	QingLing Figure No.	Lef/Right	Quantity	Model used /Apply to/Precautions	
					A	B
						Short-wheel base chassis
						Long -wheel base chassis
2 9	---	Screwdriver				
	9-09595-522-0	3901021-113		01	AB	(A) (+) L=190
5 7	---	Installation Tool -- Crankshaft gear				
	8-94396-819-0			01	AB	
6 1	---	Puller assembly -- Guide bearing				
	1-85210-050-0			01	AB	(A)
	9-85210-157-0			01	AB	(B)
7 0	---	Installation Tool -- Oil seal				
	8-94396-856-0			01	AB	
7 7	---	Installation Tool -- Cylinder Liner				
	8-94396-816-0			01	AB	6HK1 Euro II Emission System
8 2	---	Puller assembly -- Crankshaft gear				
	8-94396-818-0			01	AB	
8 4	---	Disassembly tool -- Valve seal				
	8-94396-815-0			01	AB	6HK1 Non-Euro II Emission System
	8-94391-525-0			01	AB	6HK1 Non-Euro II Emission System
					AB	
8 5	---	Disassembly tool -- Valve spring				
	8-94396-851-0			01	AB	Euro II Emission System (A)
	8-94391-528-0			01	AB	6HK1 Non-Euro II Emission System
					AB	Euro II Emission System (B)
8 9	---	Tools - Piston Ring				
	1-85221-029-0			01	AB	
9 1	---	Disassembly/assembly appliance assembly -- Cylinder liner				
	8-94396-849-0			01	AB	6HK1 Non-Euro II Emission System
	8-94391-525-0			01	AB	6HK1 Non-Euro II Emission System

					Tool	9-01
					Figure No.	
SN	Recommended specifications / part name					
	Isuzu Figure No.	QingLing Figure No.	Left/Right	Quantity	Model used /Apply to/Precautions	
					A	B
					A Short-wheel base chassis B Long -wheel base chassis	
9 1	Disassembly/assembly appliance assembly -- Cylinder liner					
	8-94391-526-0			AB	Euro II Emission System	
9 2	Disassembly/assembly appliance feet -- Cylinder liner					
	8-94396-821-0		01	AB	6HK1 Standard engine Non-Euro II Emission System	
	8-94391-554-0		01	AB	6HK1 Supercharged engine Non-Euro II Emission System	
				AB	Euro II Emission System	
9 3	Installation assembly -- Valve guide pipe					
	8-97600-910-0		01	AB		
9 4	Mounting ring -- Valve guide pipe					
	8-97600-912-0		01	AB		
1 1 5	Pliers -- valve guide pipe					
	5-85171-002-0	3901050-113	01	AB		
1 1 8	Wrench -- Oil filter					
	1-85221-097-0		01	AB		
1 1 9	Puller assembly -- Highest-speed gear bearing					
	9-85210-185-0		01	AB	(B)	
	9-85210-186-0		01	AB	(A)	
1 2 0	Puller assembly -- Main bearing					
	9-85210-192-0		01	AB		
1 2 2	Remover -- Intermediate shaft					
	9-85210-129-1		01	AB		
1 2 5	Remover -- Master Pin					
	1-85210-009-0		01	AB	L-450	
1 2 6	Wrench -- Front hub bearing nut					
	1-85110-002-0		01	AB	L-350	

9-01		Tool			
Figure No.					
SN	Recommended specifications / part name				
	Isuzu Figure No.	QingLing Figure No.	Left/Right	Quantity	Model used /Apply to/Precautions
					A Short-wheel base chassis (FVR6MC) B Long-wheel base chassis (FVR6MF)
1 2 7	Wrench -- Rear hub bearing nut				
	9-85113-509-0			01 AB	Inner diameter =105
	9-85113-524-0			01 AB	Inner diameter =116 Length = 400
1 2 8	Remover -- Steering wheel				
	9-85210-099-0			01 AB	
1 2 9	Remover -- Steering arm				
	1-85210-011-0			01 AB	
1 3 0	Combination sleeve				
	9-85112-320-0			01 AB	(D) 46-54 Length = 165
	9-85112-322-0			01 AB	(A) 32-41 Length = 150
	9-85112-330-0			01 AB	(B) 36-41 Length = 200
	9-85113-401-0			01 AB	(C) 41-46 Length = 165
1 4 1	Rocker				
	1-85116-011-0			01 AB	(C) Outside diameter =25 Length =480 China
	9-85114-306-0			01 AB	(B) Outside diameter =19 Length =400
	9-85114-307-0			01 AB	(A) Outside diameter =16 Length =300
1 4 3	Guide rod -- Steering tie rod end leather case				
	1-85229-013-0			01 AB	
1 4 4	Base - Steering tie rod end leather case guide bar				
	1-85229-009-0			01 AB	

						Tool	9-01
						Figure No.	
SN	Recommended specifications / part name						
	Isuzu Figure No.	QingLing Figure No.	Left/Right	Quantity	Model used /Apply to/Precautions		
					A	Short-wheel base chassis (FVR6MC)	
					B	Long -wheel base chassis (FVR6MF)	
1 4 6	Repair Kit - Leaf Spring						
	1-85237-017-0			01	AB		
1 5 1	Disassembly tool -- Hydraulic brake front return spring						
	1-85237-002-0			01	AB		
1 5 3	Impactor -- thrust washer						
	1-85238-002-0			01	AB		
1 5 4	Sleeve - Master Pin						
	1-85238-003-0			01	AB		
1 5 8	Repair Kit - Return Spring						
	9-85221-231-0			01	AB		
1 6 0	Disassembly tool -- Needle bearing						
	1-85238-001-0			01	AB		Length = 220
1 6 1	Disassembly tool -- Steering tie rod assembly						
	1-85176-001-0			01	AB		
1 6 2	Repair Kit - Needle Bearing						
	1-85238-008-0			01	AB	(A)	Length = 181
	1-85238-009-0			01	AB	(B)	Length = 213
1 6 3	Portfolio Tools						
	1-85221-162-1			01	AB	(B)	Length = 195
	1-85221-163-0			01	AB	(D)	Length = 150
	1-85221-164-0			01	AB	(A)	Outer diameter = 120
	9-85221-248-0			01	AB	(B)	Length = 150
	9-85221-310-0			01	AB	(C)	Length = 350

9-01		Tool				
Figure No.						
SN	Recommended specifications / part name					
	Isuzu Figure No.	QingLing Figure No.	Left/Right	Quantity	Model used /Apply to/Precautions	
					A Short-wheel base chassis (FVR6MC) B Long-wheel base chassis (FVR6MF)	
1 6 6	Positioner -- Clutch Plate Separator					
	1-85253-011-0		01	AB	MLD6Q M/T(X5J), MLD6A M/T(X5N) Length = 480	
	1-85253-024-0		01	AB	MRB6P M/T(Y4P)	
1 6 7	Positioner -- Clutch shaft					
	1-85253-022-0		01	AB	Length = 190	
1 6 9	Bracket -- Propeller Shaft spline					
	9-85221-243-1		01	AB		
1 7 0	Rotary rod					
	9-85251-121-0		01	AB		
1 7 1	Remove -- Pinion bearings					
	9-85210-172-0		01	AB		
1 7 2	Remove -- Guide bearing					
	9-85210-173-0		01	AB		
1 7 4	Remove -- Clutch Spindle					
	9-85210-148-0		01	AB AB		
1 7 7	Repair tool assembly					
	9-85220-040-0		01	AB		
1 7 8	Guide rod					
	9-85291-203-0		01	AB		
1 7 9	Remove -- Speedometer gear					
	9-85210-181-0		01	AB		
1 8 0	Remove -- Front and rear hubs					
	1-85210-002-0		01	AB	(B)	
	1-85210-003-0		01	AB	(C)	
	1-85210-057-0		01	AB	(A) M24	
	9-85210-187-0		01	AB	(A) M20	

						Tool	9-01
						Figure No.	
Recommended specifications / part name							
SN	Isuzu Figure No.	QingLing Figure No.	Left/Right	Quantity	Model used /Apply to/Precautions		
					A	B	
1 8 2	--- Disassembly tool						
	9-85210-095-0			01	AB		
1 9 3	--- Jack						
	1-85510-013-1	3913010-113		01	AB		China
2 0 8	--- Rocker -- Jack						
	1-85515-009-0	3901011-113		01	AB		China
2 0 9	--- Clip -- Jack Rocker						
	1-73638-011-1			02	AB		
2 3 0	--- Grease gun						
	1-85556-007-2	3911010-113		01	AB		China
2 3 7	--- Toolkit						
	8-97130-902-0	3919010-113		01	AB		China
2 6 8	--- Screw -- Clips						
	9-03910-612-0			02	AB	M6 X 12	With spring washer China
2 7 1	--- Clip -- spare tire rocker						
	1-73638-012-1			02	AB		
2 7 4	--- Screw -- Clips						
	9-03910-612-0			02	AB	M6 X 12	With spring washer China
2 8 0	--- Toolbox						
	1-85561-006-2			01	B		With lock buckle
2 8 1	--- Bracket -- Toolbox						
	1-53459-665-2			02	B		With lock buckle
2 8 2	--- Nut -- Bracket						
	0-91150-210-0			04	B	M 10	With lock buckle Reel

9-01		Tool				
Figure No.		Recommended specifications / part name				
SN	Isuzu Figure No.	QingLing Figure No.	Left/Right	Quantity	Model used /Apply to/Precautions	
					A	B
						Short-wheel base chassis (FVR6MC)
						Long-wheel base chassis (FVR6MF)
2 8 3						Spring washer -- support
	9-09150-510-0			04	B	With lock buckle Inner diameter =10.2
2 8 4						Bolt --Toolbox
	0-28681-020-0			04	B	With lock buckle M10 X 20 Reel
2 8 5						Nut --Toolbox
	0-91150-210-0			04	B	With lock buckle M10 Reel
2 9 6						Disassembly/assembly appliance -- Oil slinger
	8-94396-858-0			01	AB	
2 9 7						Blade - Oil Sump Sealant
	8-94393-112-0			01	AB	
3 5 7						Disassembly/assembly appliance -- Nozzle shell
	8-94391-555-0			01	AB	Euro II Emission System
3 5 8						Installer -- Nozzle housing
	8-94391-556-0			01	AB	Euro II Emission System
3 5 9						Pivot
	8-94396-862-0			01	AB	Euro II Emission System
3 6 2						Installer -- Bridge
	8-94392-014-0			01	AB	Euro II Emission System